


DLX16 MARINER



BR-90-T/M-BLP

CU-90-T/M-BLP

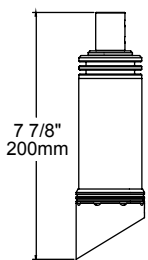
The **DLX16** down light is optimized for drop-in MR16 LED lamps for customers who prefer LED retrofit lamps as their LED solution. Featuring a thermally conductive core coupled to a copper and brass external body, the DLX16 is a more efficient luminaire at dissipating heat away from the lamp,* ensuring peak performance and increased lamp life. Ideal for illuminating expansive patio areas and outdoor counter tops.

Features include:

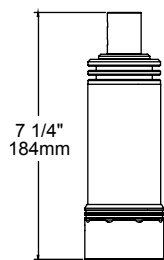
- Optimized for LED MR16 Retrofit lamps**
- 8 Glare Shield Options
- 12 VAC Electronic or Magnetic
- Solid Brass or Solid Copper and Brass Construction



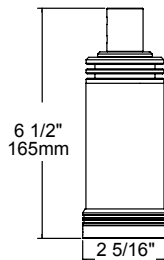
12V



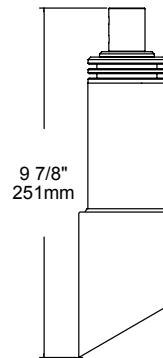
[60] Angled Shield



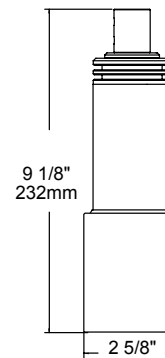
[90] Straight Shield



[NS] No Shield



[CU-L60] Long 40° Angled



[CU-L90] Long 90° Straight

ORDERING GUIDE: DLX16 DL (DOWNLIGHT) X (NO LAMP) 16 (MR16 LAMP BASE)

INDICATES REQUIRED FIELD INDICATES OPTIONAL FIELD



- GLARE SHIELD**
- [BR-60] Brass, 60° Angled
 - [BR-90] Brass, 90° Straight
 - [BR-NS] Brass, No Shield
 - [CU-60] Copper, 60° Angled
 - [CU-90] Copper, 90° Straight
 - [CU-NS] Copper, No Shield
 - [CU-L40] Copper, Long 40° Angled
 - [CU-L90] Copper, Long 90° Straight

- LED LAMP**
- [8N27] 8.5W, 15°, 2700K
 - [8M27] 8.5W, 25°, 2700K
 - [8W27] 8.5W, 35°, 2700K
 - [8N30] 8.5W, 15°, 3000K
 - [8M30] 8.5W, 25°, 3000K
 - [8W30] 8.5W, 35°, 3000K

- ACCESSORIES**
- SELECT UP TO TWO (3/16" each)
- [H] Hex Baffle
 - [L] Linear Spread*
 - [P] Prismatic Lens*
 - [MP] Micro Prismatic*
 - [F] Frost (Diffusion)
 - [O] Opal Lens
 - [R1, 2, 3, or 4] Red
 - [G1, 2, 3, or 4] Green
 - [B1, 2, 3, or 4] Blue
 - [Y1, 2, 3, or 4] Yellow
 - [AR] Accessory Retainer (Optional)

- MOUNT**
- [1/2] 1/2" Male Thread
 - [T/M] Trellis Mount
 - [S/B] Splice Box
 - [C/P] Cover Plate
 - [4/0] 4" Surface Mount
 - [J/B] J-Box Mount Plate
 - [PC60] Power Canopy* (Inc. 60W 120-12V trans.)

- FINISH**
- [NAT] Natural
 - [BLP] Bronze Living Patina
 - [BLP-XD] BLP Extra Dark
 - [NI] Nickel PVD

LED LAMP FACTS

Brightness550 lumens

Estimated Yearly Cost..... \$1.02

Based on 3 hrs/day, 11¢/kWh. Cost depends on rates and use.

Life22.8 years

Based on 3 hrs/day.

Energy Used..... 8.5 watts

Halogen Equivalent 75 watts

CRI..... 90

Dimmable.....Yes

Warranty.....3yrs



* Brass Escutcheon is standard. Add "C" for copper.
NOTE: See AMS Mount Guide for more options

* Limit ONE when AR is selected



*Compared to Standard Halogen luminaires
**Must be rated for enclosed fixtures, refer to LED Mfr. specs.
UL rated up to 35W Halogen.

