

# LBD250-S5-GTL EQUINOX

The LBD250 series of LED Bollards is the latest addition to our growing line of innovative and exquisite area light luminaires. This series is available in seven elegant shade designs with three progressive sizes to complement our new series of LML Pendants and LWM Wall Sconces. Our Thermally Integrated® and Field Serviceable LED module provides superior heat dissipation, longer life, and higher performance. Ideal for illuminating small pathways, small driveways, and intimate outdoor spaces.

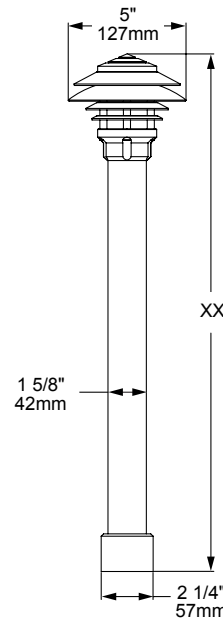
See LBD350 and LBD400 for additional size and configuration options.

**Features include:**

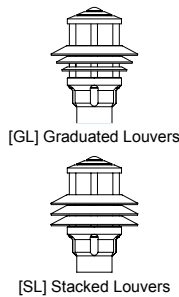
- 9 or 12 Watts
- Cree XLAMP® High Intensity (XP-L) LED
- 2700K (80 & 90 CRI) or 3000K (80 CRI)
- Thermally Integrated® w/ Copper Core Technology®
- 12V Integral Constant Current Driver (AC or DC Input)
- Dimmable to <10% (TRIAC/Forward Phase)
- Compatible w/ 12V AC/DC MLV or ELV Transformers
- Solid Copper and Brass Construction



LBD250-S5-GTL-BLP



**CORE STYLES**



**COPPER CORE TECHNOLOGY®**

Copper Core® is a registered trademark of Auroralight. It is synonymous with the mark of quality and integrity. It means that our products are built upon a superior foundation of Solid Copper, ensuring every critical part functions seamlessly together Thermally integrated® one component to the next. Auroralight manufactured without compromise, engineered with passion, in the USA.



12V



**SEE NEXT PAGE FOR ORDERING INFORMATION**






# LBD250-S5-GTL EQUINOX

**ORDERING GUIDE:** <sup>Prefix</sup> **LBD250-S5-GTL** L (LED) BD (BOLLARD) 250 (SERIES) S (SPHERICAL) 5 (INCHES) GTL (GLIMMER TOP W/ LOUVER)

INDICATES REQUIRED FIELD     INDICATES OPTIONAL FIELD     INCLUDED    [ \_ ] QUICK SPEC (See Below)

**QUICK SPEC SKU** **LBD250-S5-GTL-GL-12-27-25-GS-NAT**

<b>LBD250-S5-GTL</b>						
<b>CORE</b> ✓	<b>WATTAGE</b> ✓	<b>LED COLOR</b> ✓	<b>HEIGHT</b> ✓	<b>MOUNT</b>	<b>FINISH</b>	
<b>[GL]</b> Graduated Louvers <b>[SL]</b> Stacked Louvers	<b>[9]</b> 9W <b>[12]</b> 12W	<b>[27]</b> 2700K, 80 CRI <b>[279]</b> 2700K, 90CRI <b>[30]</b> 3000K, 80 CRI	<b>[20]</b> 20" <b>[25]</b> 25" <b>[XX]</b> Specify Min: 12" Max: 48"	<b>[1/2]</b> 1/2" Male Thread <b>[GS]</b> Ground Stake ✓ <b>[TR-12]</b> 12" Trident Spike <b>[JB3-S]</b> 3" Junction Box w/ PVC Stake <b>[PB-S]</b> Power Box w/ PVC Stake Incl. 60W 120-12V Trans. <b>[PM-60]</b> Pedestal Mount <b>[LP]</b> Leveling Pedestal <b>[SM]</b> Surface Mount	Standard: <b>[NAT]</b> Natural ✓ Plus (\$): <b>[BLP]</b> Bronze Living Patina <b>[BLP-XD]</b> BLP Extra Dark Premium (\$\$\$): <b>[NI]</b> Nickel PVD <b>[PVD]</b> PVD Color (Contact Factory for Color Options)	
		NOTE: For other CCT and CRI options, contact factory				



# LBD250-S5-GTL EQUINOX

## PHOTOMETRIC OVERVIEW

Information based on 12W & 3000K. To download more in-depth IES photometric data, visit [auroralight.com/product/lbd250-s5-gtl-equinox/](http://auroralight.com/product/lbd250-s5-gtl-equinox/)

Mounting Height - 2 Feet

