

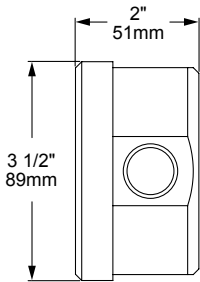
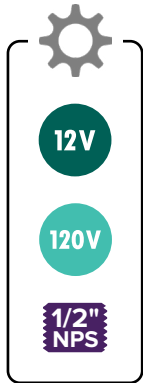
SMJB SURFACE MOUNT J-BOX

The **SMJB** Surface Mount J-Box, part of the most diverse surface mount offerings available, represents the highest possible quality in materials and construction available anywhere. Use when surface mounting 12v or 120v fixtures where you need a wiring box to endure even the harshest elements; ideal for coastal applications. Our proprietary gasketed and screwless faceplate eliminates twisted wires and visible hardware, making fixture installations fast and neat. Standard 10 cubic inch size with 4 and 8 cubic inch screw on extensions making 10, 14 and 18 cu. boxes or use multiple extensions as needed. Featuring 1 or 2 hole faceplate options, machined plugs included, the SMJB is one of the most versatile tools in your arsenal.

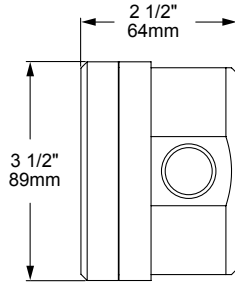


SMJB-1-5-BLP

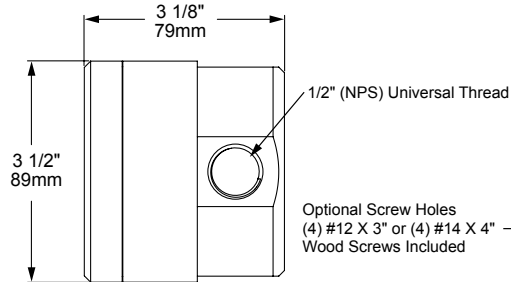
SMJB-2-5-BLP



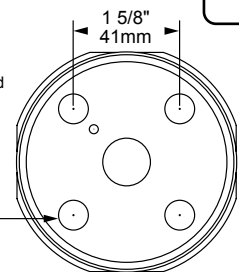
10 Cubic Inch (Standard)



[4] +4 Cubic Inch Extension



[8] +8 Cubic Inch Extension



Inside View

ORDERING GUIDE: ^{Prefix} **SMJB** S (SURFACE) M (MOUNT) J (JUNCTION) B (BOX)

□ INDICATES REQUIRED FIELD □ INDICATES OPTIONAL FIELD

SMJB				
	FACEPLATE	KNOCKOUTS	BOX EXTENSION	FINISH
	[1] Single [2] Double	[5] 1/2" (4) Side, (1) Rear [3] 1/2" (0) Side, (3) Rear	[4] +4 Cubic Inch [8] +8 Cubic Inch [NO] None	[NAT] Natural [BLP] Bronze Living Patina [BLP-XD] BLP Extra Dark [NI] Nickel PVD

