

# CVPIA SIT Call-in Meeting November 7, 2018



## Agenda

Possible change in our approach for FY20 priorities (All)

Bay-Delta modifications to Chinook DSM (Jim)

More discussion on how the SIT wants to respond to requests to review priorities/proposals? (All)

ROC-ON LTO CVP: Use of Shiny Apps (Rod)

Update from Flow West (Mike, Sadie, and Mark)

New Business

# Proposed Approach to Prioritization

The Science Coordinator will notify all interested parties that the SIT will be developing priority recommendations during the December in-person meeting based in part on input provided by the PWTs. The Science Coordinator will reach out to the PWTs (with the exception of the Sturgeon PWT – they developed updated priorities ~6 months ago) to ask them for their taxa/run-specific priorities. The Science Coordinator also should provide a list of funded charters that address previous priorities. The Science Coordinator will collate and distribute that information to the SIT no later than December 3<sup>rd</sup>. The SIT will review and discuss this information during the December in-person meeting and will also review and discuss the model results used during the FY18 prioritization process. Using this information, the SIT will make priority recommendations. The Science Coordinator will develop an updated/revised FY18 tech memo for the FY20 call for charters using the updated/revised priorities recommended by the SIT. The Agency Technical Team will review the draft memo prior to the Science Coordinator-submitting the Memo to the Core Team. SIT members will be provided with the opportunity to attach comments to the Tech Memo prior to submission to the CORE team. After determining priorities, the SIT will return its focus to production of the Near Term Restoration Strategy.

# CVPIA SIT Call-in Meeting November 7, 2018



## Agenda

~~Possible change in our approach for FY20 priorities~~

Bay-Delta modifications to Chinook DSM (Jim)

More discussion on how the SIT wants to respond to requests to review priorities/proposals? (All)

ROC-ON LTO CVP: Use of Shiny Apps (Rod)

Update from Flow West (Mike, Sadie, and Mark)

New Business



# Subgroups - Chinook

## Movement and survival parameters



ARTICLE

1

North Delta

Flow-mediated effects on travel time, routing, and survival of juvenile Chinook salmon in a spatially complex, tidally forced river delta

Russell W. Perry, Adam C. Pope, Jason G. Romine, Patricia L. Brandes, Jon R. Burau, Aaron R. Blake, Arnold J. Ammann, and Cyril J. Michel

South Delta  
(2008-2015)



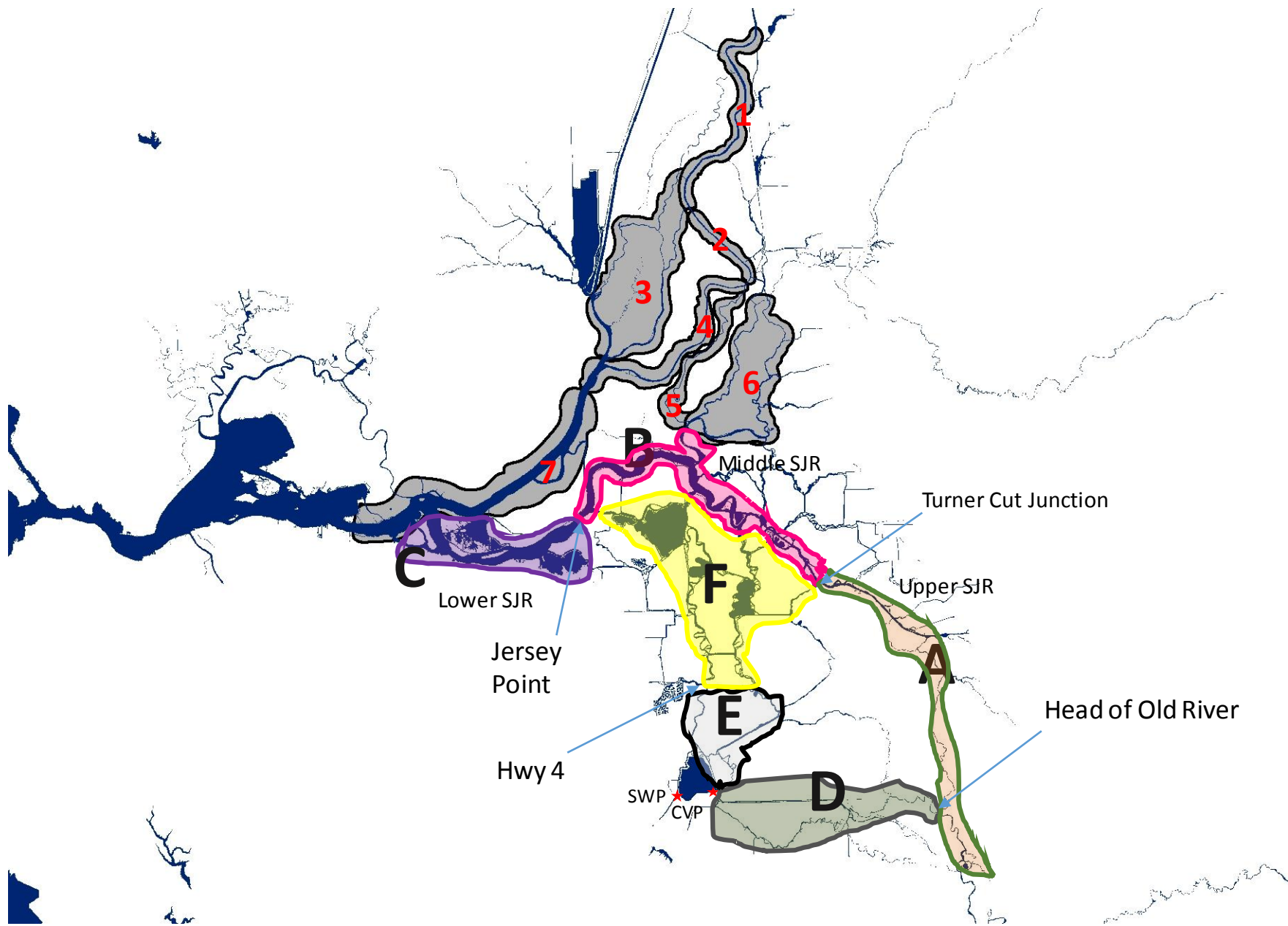
U.S. Fish & Wildlife Service

**Lodi Fish & Wildlife Office**

*Serving the people and conserving the fish, wildlife and plants of California*

Home AFRP Aquatic Invasive Species Juvenile Fish Monitoring Juvenile Salmon Survival Studies San Joaquin River Restoration Program

*Juvenile Salmonid Survival Studies*





## Subgroups - Chinook

[Chinook modeling temporary web portal](#)

Contains: Data

R code for meta-analysis

Movement and survival parameters

Region maps

Also available: routing and survival function

# CVPIA SIT Call-in Meeting November 7, 2018



## Agenda

~~Possible change in our approach for FY20 priorities~~

~~Bay-Delta modifications to Chinook DSM (Jim)~~

More discussion on how the SIT wants to respond to requests to review priorities/proposals? (All)

ROC-ON LTO CVP: Use of Shiny Apps (Rod)

Update from Flow West (Mike, Sadie, and Mark)

New Business

# Comparing spawning habitat estimates to carcass survey data

## Successful spawners based on carcass survey data

- Escapement x Prop. female x Prop. fully spawned
- When data were missing:
  - Assumed prop. female is 0.5
  - Assumed prop. not fully spawned is mean value across all years

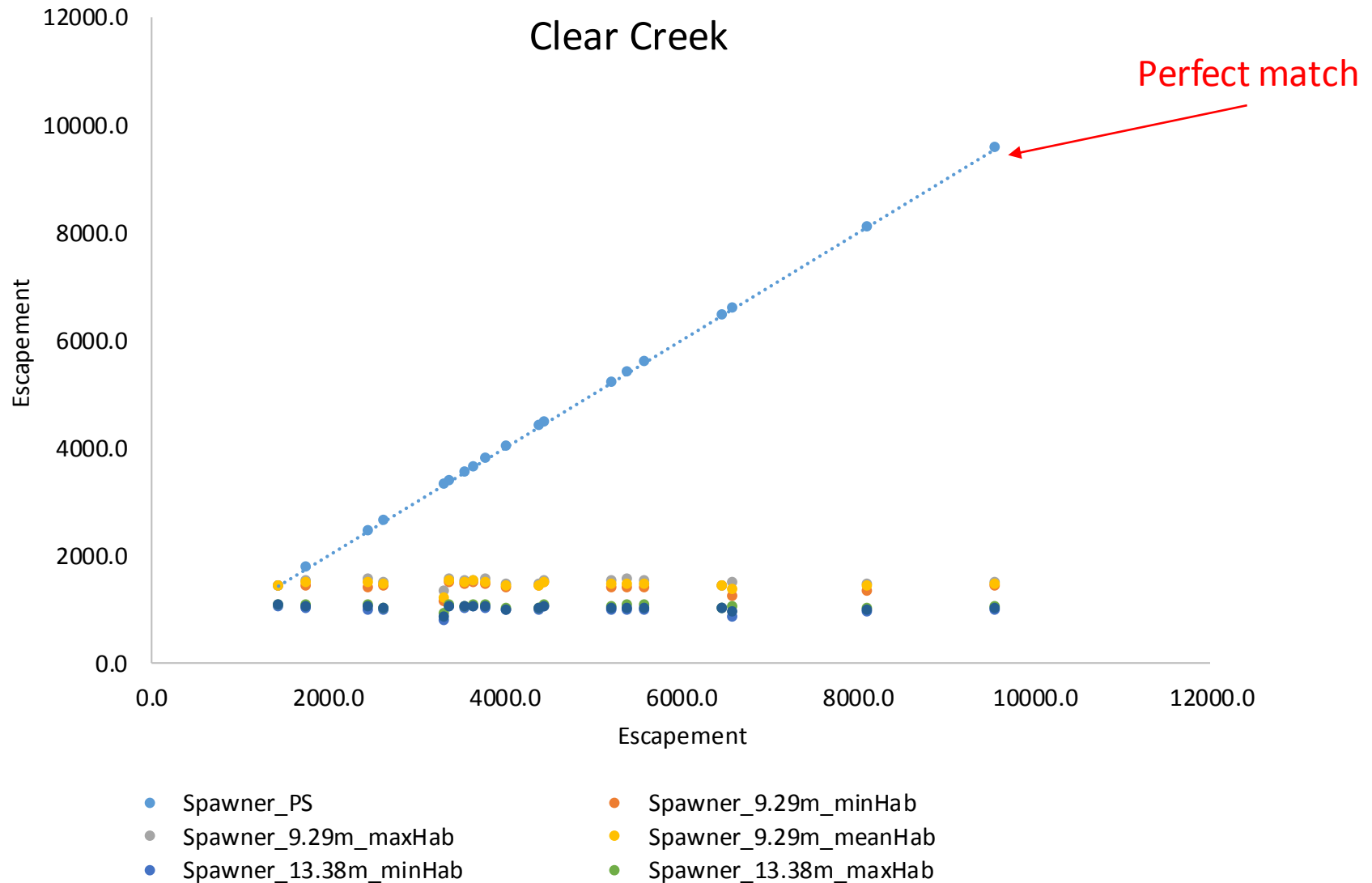
## Successful spawners based on spawning habitat

- $\text{Min}(\text{Escapement} \times \text{Prop. female}, \text{Spawning habitat} / \text{redd size})$
- Looked at min, max, and mean spawning habitat Oct. – Dec.
- Assumed redd size of 9.29 sq meters and 13.38 sq meters

Estimated the amount of habitat needed based on success spawners (based on carcass survey data) and redd size (i.e., successful spawners x redd size)

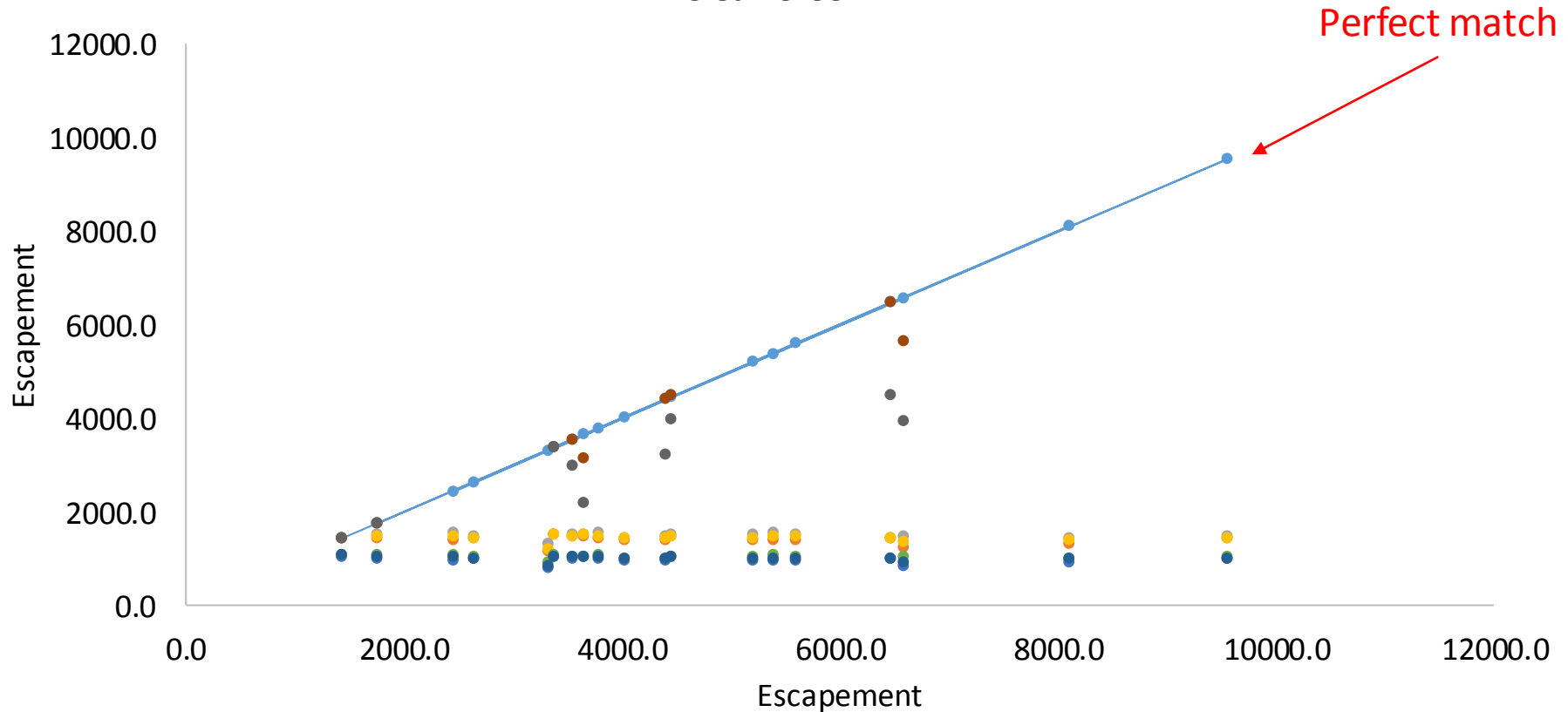


# Comparing spawning habitat estimates to carcass survey data



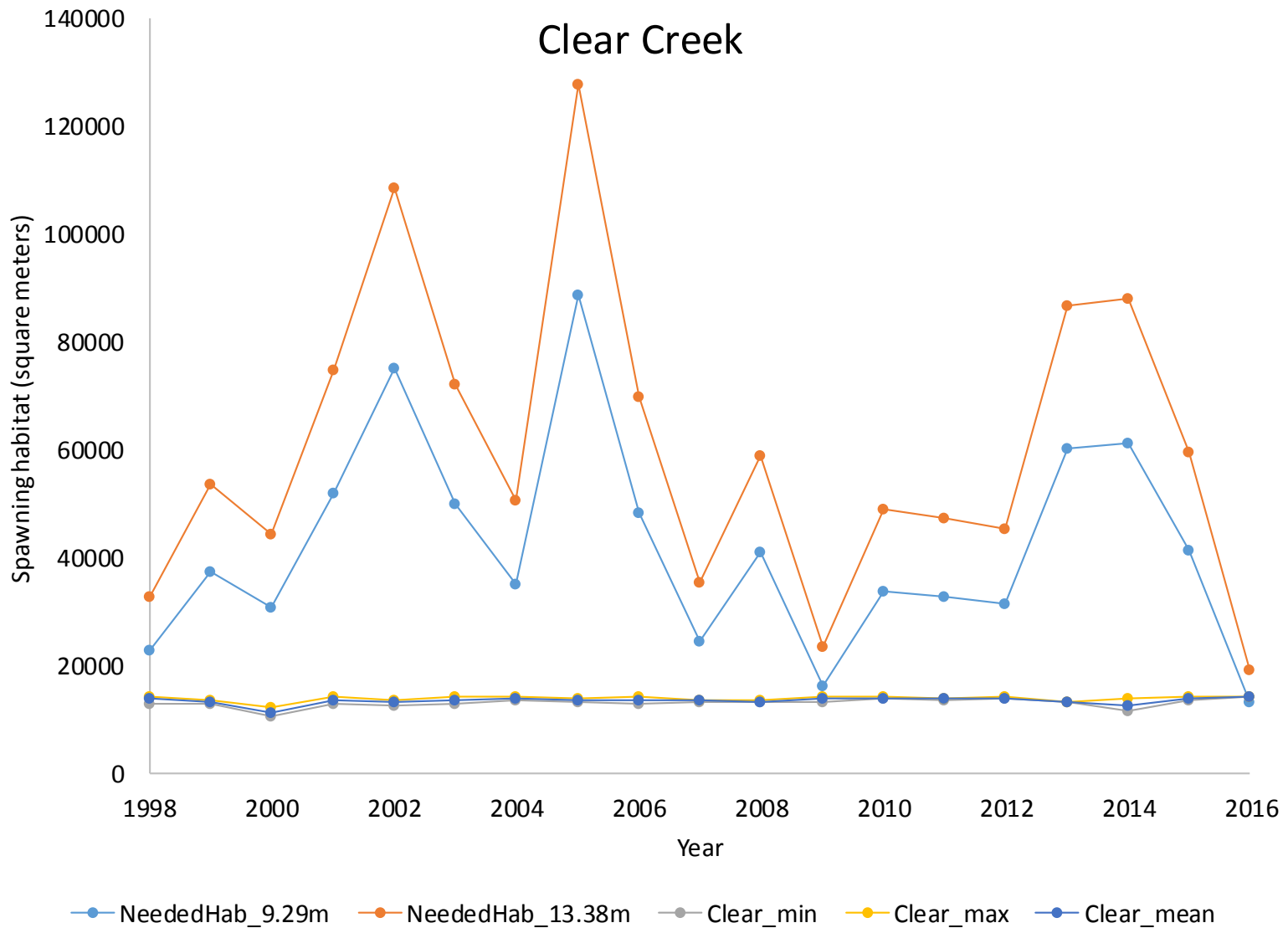
# Comparing spawning habitat estimates to carcass survey data (NEW)

Clear Creek



- Spawner\_PS
- Spawner\_9.29m\_minHab
- Spawner\_9.29m\_maxHab
- Spawner\_9.29m\_meanHab
- Spawner\_13.38m\_minHab
- Spawner\_13.38m\_maxHab
- Spawner\_13.38m\_meanHab
- Used\_9.29m
- Used\_13.38m

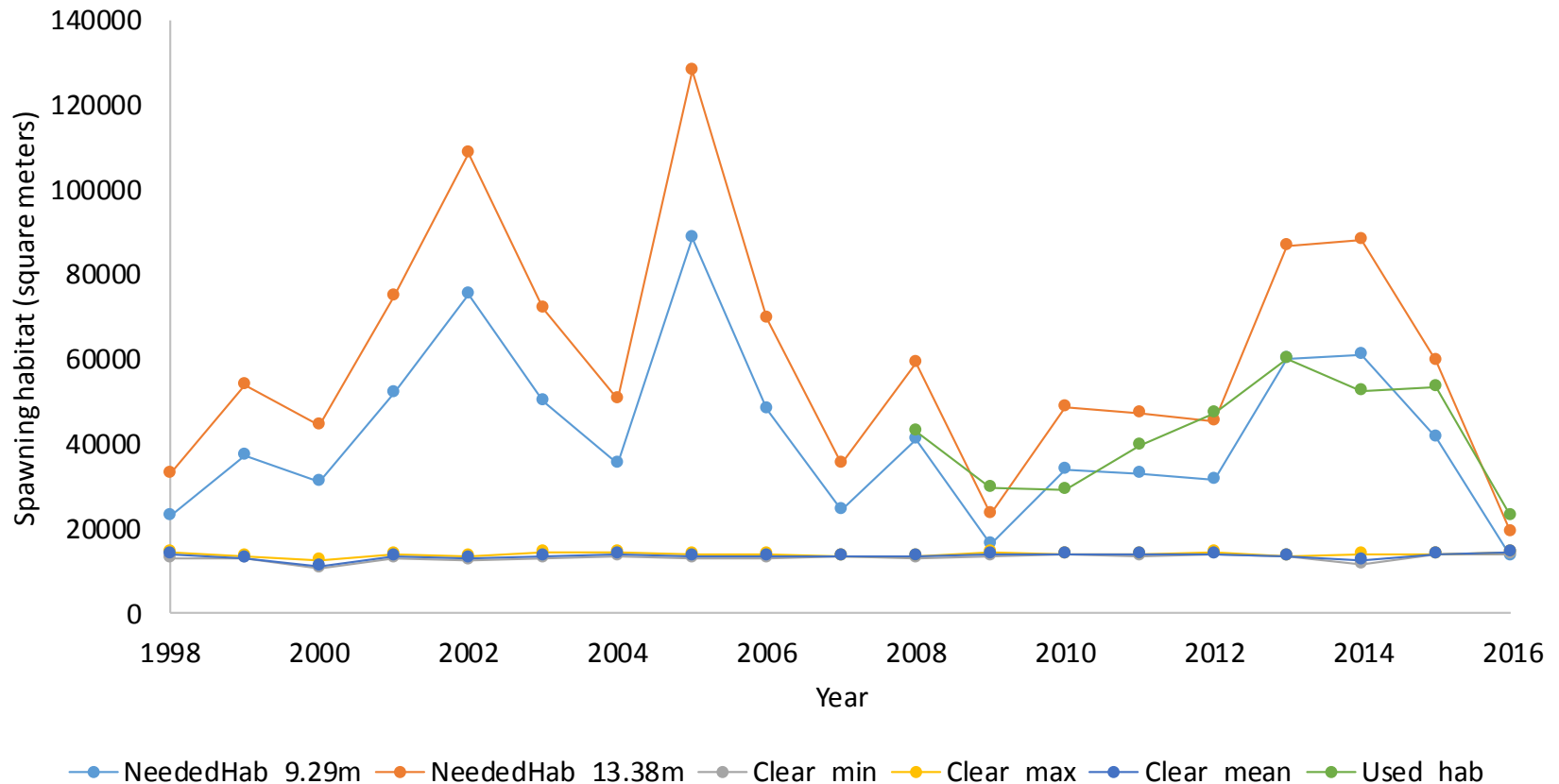
# Amount of spawning habitat needed



Note: "NeededHab" should not be that much larger than min, max, mean

# Amount of spawning habitat needed (NEW)

## Clear Creek



Note: "NeededHab" should not be that much larger than min, max, mean

# CVPIA SIT Call-in Meeting November 7, 2018



## Agenda

~~Possible change in our approach for FY20 priorities~~

~~Bay-Delta modifications to Chinook DSM (Jim)~~

~~More discussion on how the SIT wants to respond to requests to review priorities/proposals? (All)~~

~~ROC ON LTO CVP: Use of Shiny Apps (Rod)~~

~~Update from Flow West (Mike, Sadie, and Mark)~~

New Business