

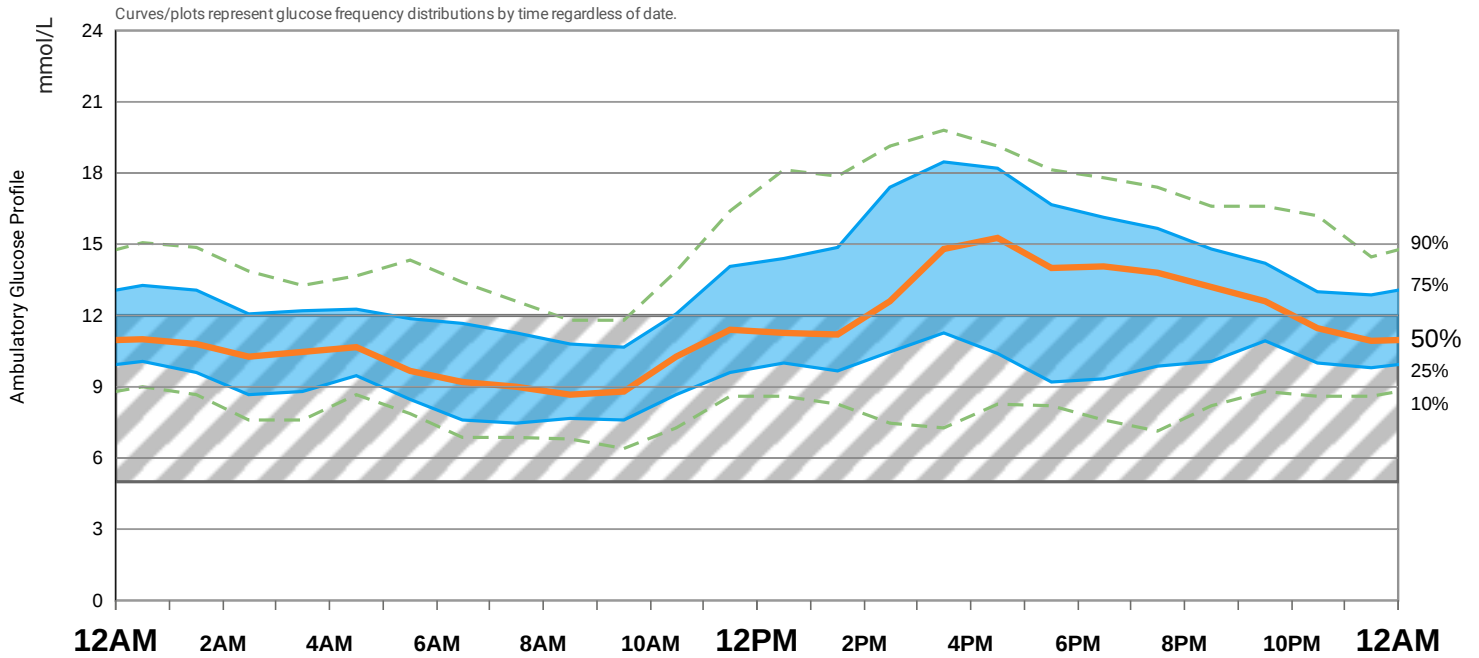
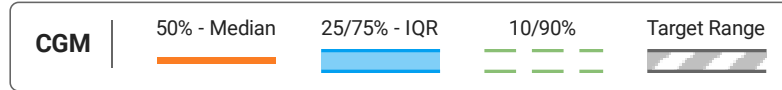
Dexcom

captürAGP®

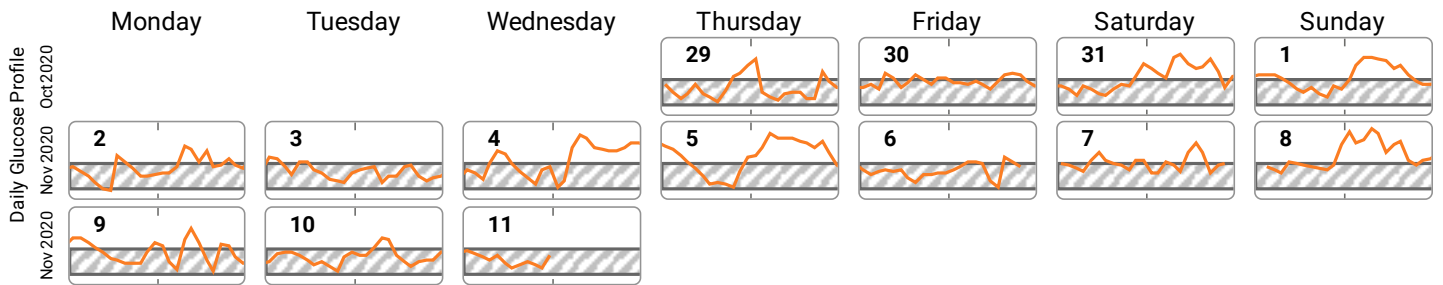
Patient Name

Thu Oct 29, 2020 - Wed Nov 11, 2020 (13.5 days)

Glucose Statistics	Avg Glucose mmol/L	Estimated HbA1c	Very Low	Low	In Target Range	High	Very High	Coefficient of Variation	SD mmol/L	% Time CGM Active
		11.6	8.9%	< 3.0 mmol/L	< 5.0 mmol/L	5.0 - 12.0 mmol/L	> 12.0 mmol/L	> 13.9 mmol/L	29.7%	3.4
	Glucose Exposure		Glucose Ranges					Glucose Variability		Data Sufficiency



The Y axis and target range are the same as on the Ambulatory Glucose Profile graph above.



U.S. Patent No. Des. 773,478, patents pending – HealthPartners Institute dba International Diabetes Center – All Rights Reserved. CaptürAGP v. 3.2