

5FT X 7.5FT LUMIÈRE LADDER LIGHT INSTRUCTIONS

LUMIÈRE LIGHT WALL



Step 1




a. Hang ladder lights by placing the brackets on the top and bottom of the frame.

Step 2




b. Snap brackets onto the ladder lights on each side. Then place brackets on the top and bottom middle cross sections of the frame.

Step 3




c. Place two transformers on the bottom of the frame by snapping onto each cross sections.

Step 4




d. Connect transformer cord and ladder light cord together.

Step 5



e. Plug each transformers together by connecting male and female connector cords.

Step 6



f. Then connect male power cord and female transformer connector cord together.