

6FT TABLETOP PANEL DISPLAY

Velcro Receptive Fabric




Reversible Panel Color Options

Coal / **Silver**
PMS Black c / PMS 421 c

Dark Blue / **Light Blue**
PMS 289 c / PMS 287 c



Front Back



Front Back

Graphic



Product Features

The 6 foot tabletop features three main panels and header panel. The 360 degrees fast folding hinge system makes for a speedy assembly and gives total ease to use. Just unfold and place on table!

Extruded aluminum frame. Velcro receptive fabric. Reversible/Stackable panels. Heavy duty construction. Multiple configurations. Fast setup and tear down. 2 tone color.

Display Dimension	72"W x 48"H when fully open
Graphic Size	Header: 22.625"W x 10.25"H Main Board: 22.625"W x 34.25"H

Construction

Aluminum frame with Velcro receptive panels

Weights - Dimensions

Shipping Weight	13 lbs
Shipping Dimensions	42" x 28" x 6"

Package Includes

- (1) 3-Section panel display
- (1) Travel bag
- (1) Header panel
- (1) Repair kit (3 Extra hinges)

Graphic Specification

Header : 22.625"W x 10.25"H
Main Board : 22.625"W x 34.25"H



8FT TABLETOP PANEL DISPLAY




Reversible Panel Color Options

Coal / **Silver**
PMS Black c / PMS 421c

Dark Blue / **Light Blue**
PMS 289c / PMS 287c



Front Back



Front Back

Product Features

The 8 foot tabletop features four main panels and 4 header panels. The 360 degrees fast folding hinge system makes for a speedy assembly and gives total ease to use. Just unfold and place on table!

Extruded aluminum frame. Velcro receptive fabric. Reversible/Stackable panels. Heavy duty construction. Multiple configurations. Fast setup and tear down. 2 tone color.

Display Dimension	97"W x 48"H when fully open
Graphic Size	Header: 22.625"W x 10.25"H Main Board: 22.625"W x 34.25"H

Construction

Aluminum frame with Velcro receptive panels

Weights - Dimensions

Shipping Weight	22 lbs
Shipping Dimensions	42" x 28" x 6"

Package Includes

- (1) 4-Section panel display
- (1) Travel bag
- (4) Header panels
- (1) Repair kit (3 Extra hinges)


Graphic Specification

Graphic Size: Header: 22.625"W x 10.25"H
Main Board: 22.625"W x 34.25"H



8FT BACKWALL PANEL DISPLAY

Velcro Receptive Fabric



Reversible Panel Color Options

Coal / **Silver**
PMS Black c / PMS 421c

Dark Blue / **Light Blue**
PMS 289c / PMS 287c



Front


Back



Front

Back

Graphic



Product Features

The 8 foot Backwall features eight main panels and 4 header panels. The 360 degrees fast folding hinge system makes for a speedy assembly and gives total ease to use.

Extruded aluminum frame. Velcro receptive fabric. Reversible/Stackable panels. Heavy duty construction. Multiple configurations. Fast setup and tear down. 2 tone color.

Display Dimension	97"W x 84"H when fully open
Graphic Size	Header: 22.625"W x 10.25"H Main Board : 22.625"W x 34.25"H

Construction

Aluminum frame with Velcro receptive panels

Weights - Dimensions

Shipping Weight	34 lbs
Shipping Dimensions	52" x 28" x 10"

Package Includes

- (2) 4-Section panel display
- (1) Travel bag
- (4) Header panels
- (1) Repair kit (3 Extra hinges)

Graphic Specification


Graphic Size: Header: 22.625"W x 10.25"H
Main Board : 22.625"W x 34.25"H



* Spot light and Shelf are optional

10FT BACKWALL PANEL DISPLAY


Velcro Receptive Fabric




Reversible Panel Color Options

Coal / **Silver**
PMS Black c / PMS 421 c

Dark Blue / **Light Blue**
PMS 289 c / PMS 287 c



Front Back



Front Back

Graphic



Product Features

The 10 foot Backwall features 10 main panels and 5 header panels. The 360 degrees fast folding hinge system makes for a speedy assembly and gives total ease to use.

Extruded aluminum frame. Velcro receptive fabric. Reversible/Stackable panels. Heavy duty construction. Multiple configurations. Fast setup and tear down. 2 tone color.

Display Dimension	120"W x 84"H when fully open
-------------------	------------------------------

Graphic Size	Header: 22.625"W x 10.25"H Main Board: 22.625"W x 34.25"H
--------------	--

Construction

Aluminum frame with Velcro receptive panels

Weights - Dimensions

Shipping Weight	47 lbs
-----------------	--------

Shipping Dimensions	54" x 28" x 10"
---------------------	-----------------

Package Includes

(2) 5-Section panel display

(5) Header panels

(1) Travel bag

(1) Repair kit (3 Extra hinges)

Graphic Specification

Graphic Size: Header : 22.625"W x 10.25"H
Main Board : 22.625"W x 34.25"H



* Spot light and Shelf are optional

