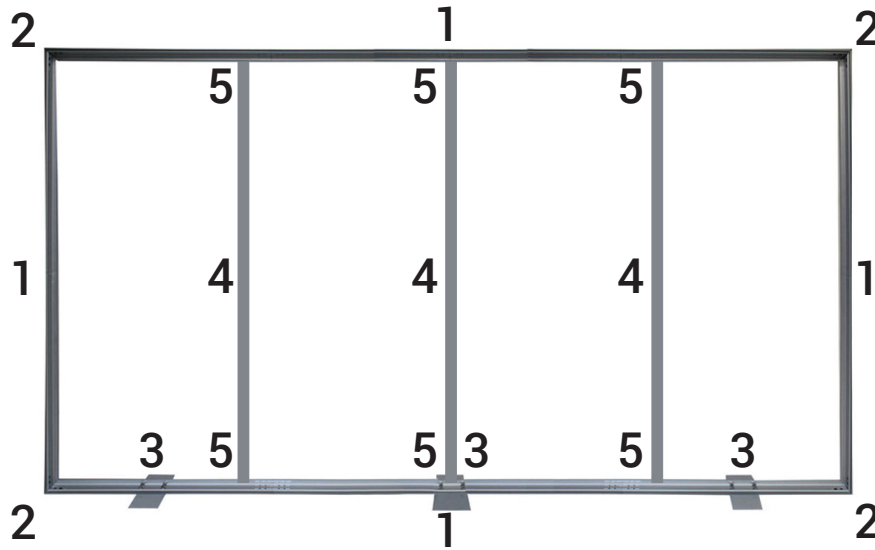



# MAMMOTH 16FT DISPLAY (BACKLIT)

MAMMOTH MODULAR DISPLAY  
PRODUCT CODE: MAM16X8LBF


## SET UP INSTRUCTIONS



### 1. Attach Split Connectors to Top, Bottom, & Side Extrusions:



**a.** Slide the Split Connectors into the grooves of the frame and tighten



**b.** Attach other extrusion onto the Split Connector.



**c.** Tighten screws with included **5mm allen wrench**.

### 2. Attach Corner Connectors:



**a.** Insert the Corner Connector locks into the ends of the frame.



**b.** Then attach side extrusion onto the Corner Connector. Tighten screws with included **5mm allen wrench**.

### 3. Install Feet:



**a.** Line up the holes on feet with holes on the bottom horizontal frame piece.



**b.** Insert screws and washers into hole to secure feet to frame.


### 4. Make Support Strut:



**a.** Remove screws from Center Connector.



**b.** Insert Center Connector and align holes with holes on extrusion.




**c.** Repeat to connect other extrusion to make one long piece.

### 5. Attach Support Strut To Frame:



**a.** End Lock is already attached to opposite ends of Support Strut.

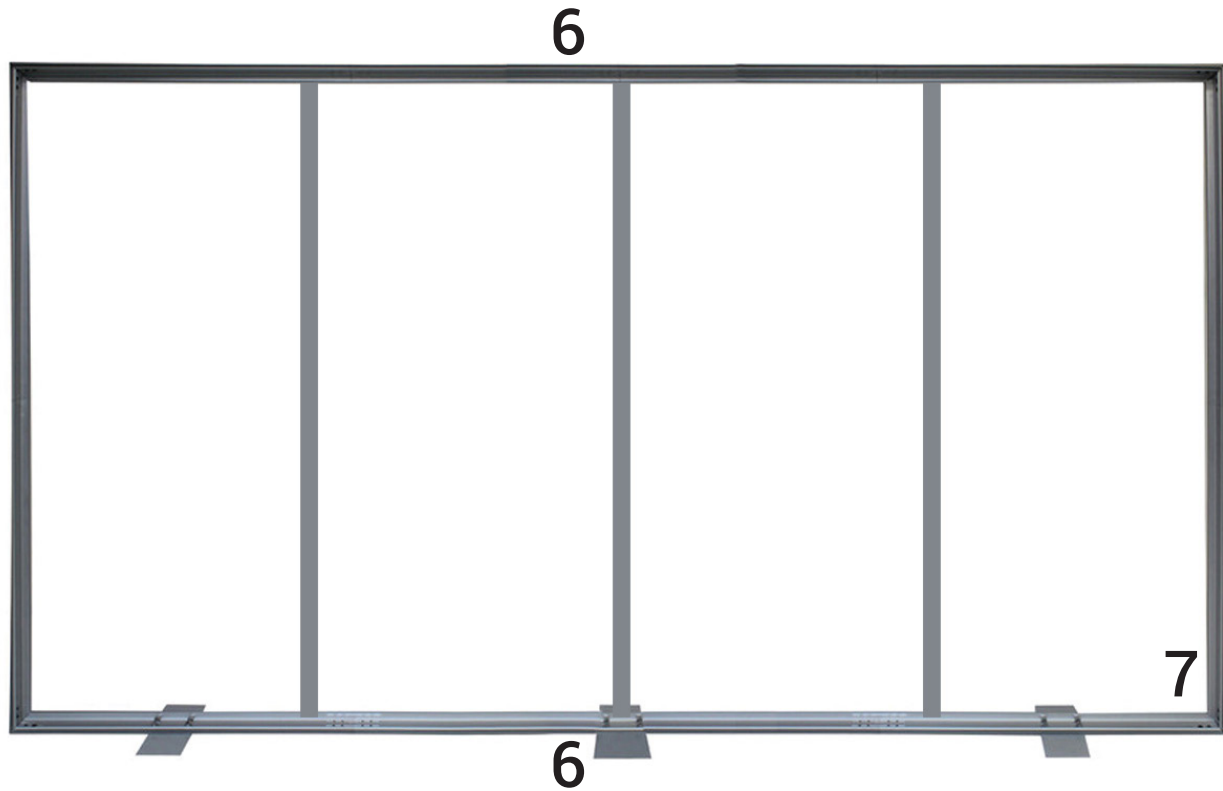


**b.** Insert End Lock into top and bottom grooves of frame. Tighten screws with **torx key** to secure connection.


# MAMMOTH 16FT DISPLAY (BACKLIT)

MAMMOTH MODULAR DISPLAY  
PRODUCT CODE: MAM16X8LBF


## SET UP INSTRUCTIONS



### 6. Install Edge Lights:



**a.** Install eighteen edge lights (36 total) on the top and bottom of the frame.




**b.** Position light strip into inside groove of frame.



**c.** Then twist screw knobs clockwise to lock edge lights into place.

### 7. Connect Edge Lights and Transformers Together:



**a.** Now check light strip connections. Put male and female connectors together. Then connect edge lights to the transformer.



**b.** Hook and Loop Transformer is located on the bottom side corner.



**c.** Pull power cord through hole in the frame. The hole is located under the transformer.