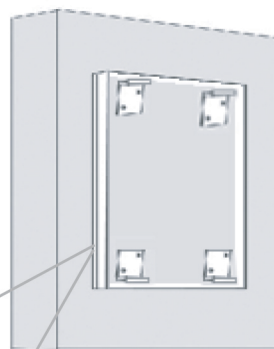
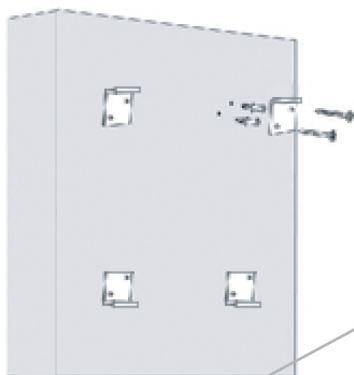


### Step 4

Screw 4 wall mounts to wall close enough for the threaded screw to be able to apply pressure to the frame.




### Step 5

Use the threaded allen wrench screw to apply pressure along each side of the frame.



You can use the bracket along the vertical or horizontal section located on the inside of the frame.



### Step 6

Attach graphic fabric to the frame.