

been shown to be well tolerated and effective, but further studies are needed to establish their role.

- Cummings JL. Dementia: the failing brain. *Lancet* 1995; **345**: 1481–4. Correction. *ibid.*: 1551.
- Fleming KC, et al. Dementia: diagnosis and evaluation. *Mayo Clin Proc* 1995; **70**: 1093–1107.
- Rabins PV, et al. APA Work Group on Alzheimer's Disease and other Dementias. Steering Committee on Practice Guidelines. American Psychiatric Association practice guideline for the treatment of patients with Alzheimer's disease and other dementias. Second edition. *Am J Psychiatry* 2007; **164** (12 suppl): 5–56. Also available at: <http://www.psychiatryonline.com/pracGuide/loadGuidelinePdf.aspx?file=AlzPG101007> (accessed 23/07/08)
- Desai AK, Grossberg GT. Diagnosis and treatment of Alzheimer's disease. *Neurology* 2005; **64** (suppl 3): S34–S39.
- Gooch MD, Stennett DJ. Molecular basis of Alzheimer's disease. *Am J Health-Syst Pharm* 1996; **53**: 1545–57.
- Blennow K, et al. Alzheimer's disease. *Lancet* 2006; **368**: 387–403.
- Cummings JL. Alzheimer's disease. *N Engl J Med* 2004; **351**: 56–67.
- Clark CM, Karlawish JHT. Alzheimer disease: current concepts and emerging diagnostic and therapeutic strategies. *Ann Intern Med* 2003; **138**: 400–10.
- Seshadri S, et al. Plasma homocysteine as a risk factor for dementia and Alzheimer's disease. *N Engl J Med* 2002; **346**: 476–83.
- Parnetti L, et al. Cognitive enhancement therapy for Alzheimer's disease: the way forward. *Drugs* 1997; **53**: 752–68.
- Benzi G, Moretti A. Is there a rationale for the use of acetylcholinesterase inhibitors in the therapy of Alzheimer's disease? *Eur J Pharmacol* 1998; **346**: 1–13.
- Small GW. Treatment of Alzheimer's disease: current approaches and promising developments. *Am J Med* 1998; **104** (suppl 4A): 32S–38S.
- Flynn BL. Pharmacologic management of Alzheimer disease: Part I: hormonal and emerging investigational drug therapies. *Ann Pharmacother* 1999; **33**: 178–87.
- Krall WJ, et al. Cholinesterase inhibitors: a therapeutic strategy for Alzheimer disease. *Ann Pharmacother* 1999; **33**: 441–50.
- Mayeux R, Sano M. Treatment of Alzheimer's disease. *N Engl J Med* 1999; **341**: 1670–9.
- Grutzendler J, Morris JC. Cholinesterase inhibitors for Alzheimer's disease. *Drugs* 2001; **61**: 41–52.
- Doody RS, et al. Practice parameter: management of dementia (an evidence-based review). Report of the Quality Standards Subcommittee of the American Academy of Neurology. *Neurology* 2001; **56**: 1154–66. Also available at: <http://www.aan.com/professionals/practice/pdfs/g10012.pdf> (accessed 13/02/06)
- Flicker L. Acetylcholinesterase inhibitors for Alzheimer's disease. *BMJ* 1999; **318**: 615–6.
- Brodsky H, et al. Pharmacological treatment of cognitive deficits in Alzheimer's disease. *Med J Aust* 2001; **175**: 324–9. Correction. *ibid.* **176**: 297–8.
- Boustani M, et al. Screening for dementia in primary care: a summary of the evidence for the U.S. Preventive Services Task Force. *Ann Intern Med* 2003; **138**: 927–37.
- Farlow MR, Cummings JL. Effective pharmacologic management of Alzheimer's disease. *Am J Med* 2007; **120**: 388–97.
- Qaseem A, et al. American College of Physicians/American Academy of Family Physicians Panel on Dementia. Current pharmacologic treatment of dementia: a clinical practice guideline from the American College of Physicians and the American Academy of Family Physicians. *Ann Intern Med* 2008; **148**: 370–8.
- Raina P, et al. Effectiveness of cholinesterase inhibitors and memantine for treating dementia: evidence review for a clinical practice guideline. *Ann Intern Med* 2008; **148**: 379–97.
- Birks J. Cholinesterase inhibitors for Alzheimer's disease. Available in The Cochrane Database of Systematic Reviews; Issue 1. Chichester: John Wiley; 2006 (accessed 14/02/06).
- NICE. Donepezil, galantamine, rivastigmine (review) and memantine for the treatment of Alzheimer's disease (amended) (issued November 2006, amended September 2007). Available at: <http://www.nice.org.uk/nicemedia/pdf/TA111fullversionamendedSept07.pdf> (accessed 27/05/08)
- Korczyn AD. Muscarinic M(1) agonists in the treatment of Alzheimer's disease. *Expert Opin Invest Drugs* 2000; **9**: 2259–67.
- Flynn BL, Ranno AE. Pharmacologic management of Alzheimer disease: Part II: antioxidants, antihypertensives, and ergoloid derivatives. *Ann Pharmacother* 1999; **33**: 188–97.
- Praticò D, Delanry N. Oxidative injury in diseases of the central nervous system: focus on Alzheimer's disease. *Am J Med* 2000; **109**: 577–85.
- Farlow MR. The search for disease modification in moderate to severe Alzheimer disease: a critical review of current evidence. *Neurology* 2005; **65** (suppl 3): S25–S30.
- Birks J, Grimley Evans J. Ginkgo biloba for cognitive impairment and dementia. Available in The Cochrane Database of Systematic Reviews; Issue 2. Chichester: John Wiley; 2007 (accessed 27/05/08).
- Erkinjuntti T, et al. Emerging therapies for vascular dementia and vascular cognitive impairment. *Stroke* 2004; **35**: 1010–17.
- Eccles M, et al. North of England evidence based guidelines development project: guideline for the primary care management of dementia. *BMJ* 1998; **317**: 802–8.
- Launer LJ. Nonsteroidal anti-inflammatory drug use and the risk for Alzheimer's disease: dissecting the epidemiological evidence. *Drugs* 2003; **63**: 731–9.
- Scott HD, Laake K. Statins for the prevention of Alzheimer's disease. Available in The Cochrane Database of Systematic Reviews; Issue 3. Chichester: John Wiley; 2001 (accessed 13/02/06).
- Sramek JJ, et al. Mild cognitive impairment: emerging therapeutics. *Ann Pharmacother* 2000; **34**: 1179–88.
- Gauthier S, et al. International Psychogeriatric Association Expert Conference on mild cognitive impairment. Mild cognitive impairment. *Lancet* 2006; **367**: 1262–70.

The symbol † denotes a preparation no longer actively marketed

- National Collaborating Centre for Mental Health/NICE. Dementia: the NICE-SCIE guideline on supporting people with dementia and their carers in health and social care (issued November 2006). Available at: <http://www.nice.org.uk/nicemedia/pdf/CG42Dementiafinal.pdf> (accessed 27/05/08)
- Amar K, Wilcock G. Vascular dementia. *BMJ* 1996; **312**: 227–31.
- Konno S, et al. Classification, diagnosis and treatment of vascular dementia. *Drugs Aging* 1997; **11**: 361–73.
- Sachdev PS, et al. Vascular dementia: diagnosis, management and possible prevention. *Med J Aust* 1999; **170**: 81–5.
- Farlow MR. Use of antidementia agents in vascular dementia: beyond Alzheimer disease. *Mayo Clin Proc* 2006; **81**: 1350–8.
- McKeith IG. Dementia with Lewy bodies. *Br J Psychiatry* 2002; **180**: 144–7.
- Swanberg MM, Cummings JL. Benefit-risk considerations in the treatment of dementia with Lewy bodies. *Drug Safety* 2002; **25**: 511–23.
- McKeith IG, et al. Diagnosis and management of dementia with Lewy bodies: third report of the DLB Consortium. *Neurology* 2005; **65**: 1863–72.

### Aniracetam (USAN, rINN) ⊗

Aniracetam; Aniracetamum; Ro-13-5057. 1-(4-Methoxybenzoyl)-2-pyrrolidinone.

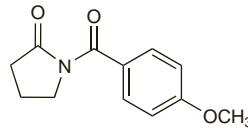
Анирацетам

$C_{12}H_{13}NO_3 = 219.2$ .

CAS — 72432-10-1.

ATC — N06BX11.

ATC Vet — QN06BX11.



### Profile

Aniracetam is a nootropic drug that has been tried in senile dementia (p.362). It is given orally in usual doses of 1.5 g daily.

### References.

- Lee CR, Benfield P. Aniracetam: an overview of its pharmacodynamic and pharmacokinetic properties, and a review of its therapeutic potential in senile cognitive disorders. *Drugs Aging* 1994; **4**: 257–73.
- Nakamura K. Aniracetam: its novel therapeutic potential in cerebral dysfunctional disorders based on recent pharmacological discoveries. *CNS Drug Rev* 2002; **8**: 70–89.

### Preparations

**Proprietary Preparations** (details are given in Part 3)

**Arg.:** Aniran; Conectol†; Pergamid; **Gr.:** Memodrin; Referan; **Ital.:** Ampamet; Draganon†.

### Bifemelane (rINN)

Bifémélane; Bifemelano; Bifemelanium; MCI-2016 (bifemelane hydrochloride). N-Methyl-4-[(α-phenyl-α-tolyl)oxy]butylamine.

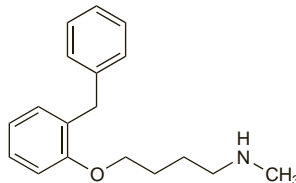
Бифемелан

$C_{18}H_{23}NO = 269.4$ .

CAS — 90293-01-9 (bifemelane); 62232-46-6 (bifemelane hydrochloride).

ATC — N06AX08.

ATC Vet — QN06AX08.



### Profile

Bifemelane is a nootropic that has been given orally in a usual dose of 150 mg of the hydrochloride daily in divided doses for the treatment of cerebrovascular disorders including some forms of dementia (p.362).

### Preparations

**Proprietary Preparations** (details are given in Part 3)

**Arg.:** Alemelan†; Cordinal; Neurocine; Neuroleat†.

### Choline Alfoscerate (rINN)

Alfoscerato de colina; Choline, Alfoscérate de; Choline Alphoscerate; Choline Glycerophosphate; Cholini Alfosceras; L-α-Glycerolphosphorylcholine. Choline hydroxide, (R)-2,3-dihydroxypropyl hydrogen phosphate, inner salt.

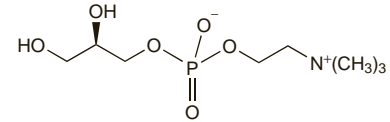
Холина Альфосцерат

$C_8H_{20}NO_5P = 257.2$ .

CAS — 28319-77-9.

ATC — N07AX02.

ATC Vet — QN07AX02.



### Profile

Choline alfoscerate is a precursor of acetylcholine and has been tried in the treatment of Alzheimer's disease and other dementias (below). The usual oral dose is 0.8 to 1.2 g daily in divided doses; doses of 1 g daily have been given by intramuscular or slow intravenous injection.

**Dementia.** Treatment with precursors of acetylcholine is not generally thought to be of benefit in dementia (p.362). However, in an analysis<sup>1</sup> of 8 controlled clinical studies the use of choline alfoscerate in patients with dementia of the Alzheimer's type, vascular dementia, or acute cerebrovascular disease was claimed to be of some benefit. Results of a further 3 uncontrolled studies in the same review suggested that it might favour functional recovery in patients with cerebral stroke.

1. Parnetti L, et al. Choline alfoscerate in cognitive decline and in acute cerebrovascular disease: an analysis of published clinical data. *Mech Ageing Dev* 2001; **122**: 2041–55.

### Preparations

**Proprietary Preparations** (details are given in Part 3)

**Arg.:** Gliatilin†; **Cz.:** Gliatilin†; **Gr.:** Gliatilin; **Ital.:** Brezal; Delect; Gliatilin; **Pol.:** Gliatilin; **Rus.:** Cerepro (Лерпенро); Gliatilin (Глиатилин).

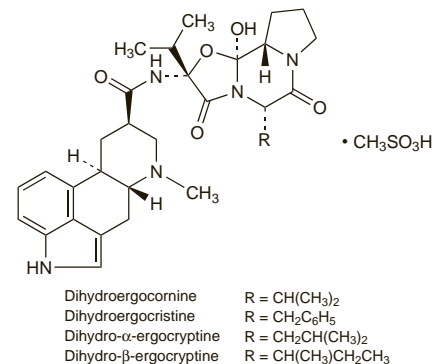
### Codergocrine Mesilate (BAN)

Codergocrina, mesilato de; Co-dergocrine Mesilate; Codergocrine, mesilate de; Co-dergocrine Mesylate; Co-dergocrine Methanesulphonate; Codergocrini mesilas; Dihydroergotoxine Mesylate; Dihydroergotoxine Methanesulphonate; Dihydrogenated Ergot Alkaloids; Ergoloid Mesylates (USAN); Hydrogenated Ergot Alkaloids; Kodergokrinimesilaatti; Ko-dergokrin Mesilat; Kodergokrinmesilat; Kodergokrin-mesylát; Kodergokrinomesilatas.

CAS — 11032-41-0 (codergocrine); 8067-24-1 (codergocrine mesilate).

ATC — C04AE01.

ATC Vet — QC04AE01.



**Pharmacopoeias.** In *Eur.* (see p.vii), *Jpn.* and *US*.

**Ph. Eur. 6.2** (Codergocrine Mesilate). A mixture of dihydroergocormine mesilate ( $C_{31}H_{41}N_5O_5 \cdot CH_3O_3S = 659.8$ ), dihydroergocristine mesilate, α-dihydroergocryptine mesilate, and β-dihydroergocryptine mesilate (epicriptine mesilate). It contains 30 to 35% of dihydroergocormine, 30 to 35% of dihydroergocristine, 20 to 25% of α-dihydroergocryptine, and 10 to 13% of β-dihydroergocryptine. A white or yellowish powder. Sparingly soluble in water; sparingly soluble to soluble in alcohol; slightly soluble in dichloromethane. A 0.5% solution in water has a pH of 4.2 to 5.2. Protect from light.

**USP 31** (Ergoloid Mesylates). A mixture of the methanesulphonate salts of the three hydrogenated alkaloids, dihydroergocristine, dihydroergocormine, and dihydroergocryptine, in an approximate weight ratio of 1:1:1. Dihydroergocryptine mesilate

The symbol ⊗ denotes a substance whose use may be restricted in certain sports (see p.vii)

exists as a mixture of alpha- and beta-isomers. The ratio of alpha- to beta-isomers is not less than 1.5:1.0 and not more than 2.5:1.0. A white to off-white, microcrystalline or amorphous, practically odourless powder. Slightly soluble in water; soluble in alcohol and in methyl alcohol; sparingly soluble in acetone. A 0.5% solution in water has a pH of 4.2 to 5.2. Store in airtight containers. Protect from light.

### Adverse Effects

Adverse effects occasionally reported with codergocrine mesilate include abdominal cramps, nausea, vomiting, headache, blurred vision, skin rashes, nasal congestion, flushing of the skin, dizziness, bradycardia, and orthostatic hypotension.

Local irritation has occurred after sublingual use.

**Effects on the cardiovascular system.** Of 8 patients given codergocrine mesilate 1.5 mg three times daily for the treatment of dementia, 3 developed severe sinus bradycardia associated with general deterioration in their condition, necessitating withdrawal of the treatment.<sup>1</sup> However, no sinus bradycardia had been seen in 40 elderly patients in whom the dose was built up to 1.5 mg three times daily over 3 weeks.<sup>2</sup>

1. Cayley AC, *et al.* Sinus bradycardia following treatment with Hydergine for cerebrovascular insufficiency. *BMJ* 1975; **4**: 384-5.
2. Cohen C. Sinus bradycardia following treatment with Hydergine. *BMJ* 1975; **4**: 581.

### Precautions

Codergocrine mesilate should be used with caution in patients with severe bradycardia.

### Pharmacokinetics

Codergocrine is rapidly absorbed from the gastrointestinal tract; peak plasma concentrations are reached in about 1 to 2 hours after an oral dose. Oral bioavailability is low; this has been attributed to incomplete absorption from the gastrointestinal tract and extensive first-pass metabolism. It is 81% bound to plasma proteins. Elimination is biphasic with a short half-life of 1.5 to 2.5 hours ( $\alpha$  phase) and a longer half-life of 13 to 15 hours ( $\beta$  phase). Codergocrine is mainly excreted with bile in the faeces, although small amounts are eliminated in the urine as metabolites and unchanged drug.

### Uses and Administration

Unlike the natural ergot alkaloids, codergocrine mesilate has only limited vasoconstrictor effects.

A mixture of hydrogenated ergot alkaloids, codergocrine mesilate is used as an adjunct in the symptomatic treatment of mild to moderate dementia in the elderly (see also below). It is given in oral doses of 3 or 4.5 mg daily, preferably before meals. Higher doses have also been used. It is also given sublingually in similar doses. It has been given intramuscularly, subcutaneously, or by intravenous infusion.

In some countries, codergocrine mesilate has been used in the treatment of hypertension, migraine, and in peripheral vascular disease.

Codergocrine esilate has been used similarly to the mesilate.

**Dementia.** Codergocrine has been used for many years in dementia (p.362) but its value is not established.<sup>1-3</sup> Originally its effects were thought to be mediated through peripheral and cerebral vasodilatation but it is now classified as a metabolic enhancer.

1. Wadworth AN, Chriss P. Co-dergocrine mesilate: a review of its pharmacodynamic and pharmacokinetic properties and therapeutic use in age-related cognitive decline. *Drugs Aging* 1992; **2**: 153-73.
2. Schneider LS, Olin JT. Overview of clinical trials of Hydergine in dementia. *Arch Neurol* 1994; **51**: 787-98.
3. Olin J, *et al.* Hydergine for dementia. Available in The Cochrane Database of Systematic Reviews; Issue 3. Chichester: John Wiley; 2000 (accessed 13/02/06).

**Erectile dysfunction.** For reference to the use of creams containing codergocrine mesilate, isosorbide dinitrate, and either aminophylline or testosterone in the treatment of erectile dysfunction, see under Glyceryl Trinitrate, p.1298.

### Preparations

**BP 2008:** Codergocrine Tablets;  
**USP 31:** Ergoloid Mesylates Capsules; Ergoloid Mesylates Oral Solution; Ergoloid Mesylates Tablets.

**Proprietary Preparations** (details are given in Part 3)

**Arg.:** CCK†; Coplexina; Ergoxina†; Hydergina; Somoblon†; Vimotadine;  
**Austria:** Dorehydrin; Ergomed; Hydergin; **Belg.:** Hydergine; Ibexone; Sto-

filan; **Braz.:** Hydergine; **Canada:** Hydergine; **Chile:** Geroplus†; Hydergina†; **Cz.:** Secatoxin Forte; **Fin.:** Artergin†; Hydergin; **Fr.:** Capergy†; Ergodose†; Hydergine; **Ger.:** Circano†; DCCK; DeLuina N†; Ergodest; ergotox; Hydergin; Hydro-Cebra†; Orphol; Sponsin; **Gr.:** Engestol-Hyd†; Hyperloid†; Hydergine; Santamin†; Zodalim†; **Hong Kong:** Hydergine; Perenan†; Stofflan; Trigogine; **Hung.:** Redergam†; **India:** Cereloid; **Indon.:** Cirloid; Ergotika; Exergin; Fontula; Hydergin; Procere; Xepadergin; **Israel:** Hydergine; **Ital.:** Hydergina; Ischelium†; **Malaysia:** Beagocrine†; Headgen; Hydergine; Vasculin†; **Mex.:** Hydergina; **Philipp.:** Hydergine; **Port.:** Hydergine; Redergot†; Secamin†; **Singapore:** Headgen; Hydergine; Trigogine; **Spain:** Ergodilat†; **Sweden:** Hydergin; **Switz.:** Ergohydine; Hydergine; **Thai.:** Codergine†; Helcon; Hyceral; Hydergine; Hydrine; Hymed; Naline; Perenan†; Redergin†; Togine; Trigogine; Vasculin; Vasan; **Turk.:** Segot; **UK:** Hydergine†; **USA:** Gerimal; Hydergine; **Venez.:** Astergina; Hyderan†; Hydergina†.

**Multi-ingredient Arg.:** CCK Flunarizina†; Difusil; Neuriclor Vascular†; Neuronal Vascular†; Reagin Vascular; **Austria:** Pontuc; **Braz.:** Vincetron†; **Port.:** Euvifor†; **Spain:** Clinadil Compositum; Piracetam Complex†.

### Dihydroergocristine Mesilate (BANM)

Dihydroergocristina, mesilato de; Dihydroergokristino mesilatas; Dihydroergokristin-mezilát; Dihydroergocristine, mézilate de; Dihydroergocristine Mesylate; Dihydroergocristine Methanesulphonate; Dihydroergocristini mesilas; Dihydroergokristinimesilaahti; Dihydroergokristinimesilat; Dihydroergokristin-mesylát. (6aR,9R,10aR)-N-[(2R,5S,10aS,10bS)-5-Benzyl-10b-hydroxy-2-isopropyl-3,6-dioxooctahydro-8H-[1,3]oxazolo[3,2-a]pyrrolo[2,1-c]pyrazin-2-yl]-7-methyl-4,6,6a,7,8,9,10,10a-octahydroindolo[4,3-fg]quinoline-9-carboxamide methanesulphonate.

$C_{35}H_{41}N_5O_5 \cdot CH_4O_3S = 707.8$ .

**CAS** — 17479-19-5 (dihydroergocristine); 24730-10-7 (dihydroergocristine mesilate).

**ATC** — C04AE04.

**ATC Vet** — QC04AE04.

**Pharmacopoeias.** In *Eur.* (see p.vii).

**Ph. Eur. 6.2** (Dihydroergocristine Mesilate). A white or almost white, fine crystalline powder. **Austria:** Pontuc; **Braz.:** Vincetron†. Soluble in methyl alcohol. A 0.5% solution in water has a pH of 4.0 to 5.0. Protect from light.

### Profile

Dihydroergocristine mesilate is a component of codergocrine mesilate (above) and has similar actions. In some countries it has been given orally in doses of 3 to 6 mg daily in divided doses in the symptomatic treatment of mental deterioration associated with cerebrovascular insufficiency and in peripheral vascular disease. It has also been given by intramuscular or intravenous injection.

### References

1. Franciosi A, Zavattini G. Dihydroergocristine in the treatment of elderly patients with cognitive deterioration: a double-blind, placebo-controlled, dose-response study. *Curr Ther Res* 1994; **55**: 1391-1401.

### Preparations

**Proprietary Preparations** (details are given in Part 3)

**Austria:** Nehydryn; **Braz.:** Iskemil; Iskevort†; **Gr.:** Agjobita; Alfacsit; Beytina; Cristil; Diertina; Ergobal; Ergocrist; Ergofil; Fenitina; Guadal; Memotil; Mentidose†; Normocedon; Thiolan; Tomergon; **Ital.:** DeLuina†; Diertina†; Difluid†; **Port.:** Diertina; **Spain:** Diertine; Ergodavur.

**Multi-ingredient Arg.:** Cervilane; Cinacris; Micerfin; **Austria:** Brinerdin; DeLuina; **Braz.:** Isketam; Norogil; Vertizine D; **Chile:** Cervilane; **Cz.:** Anavenol; Crystepin; Ersilan; Neocrystepin; Trimecryn†; **Fr.:** Iskedy†; **Ital.:** Brinerdina; **Mex.:** Cervilan; **Pol.:** Anavenol; Normaten; Venacorn; **Port.:** Brinerdine†; Cervilane†; **Rus.:** Anavenol (Анавенол); Crystepin (Кристелин); **S.Afr.:** Brinerdin; **Spain:** Brinerdina†; Clinadil; Diemil; **Switz.:** Brinerdine; **Thai.:** Bedin; Brinerdin; Hyperdine†.

### Dihydroergocryptine Mesilate

Dihydroergocriptina, mesilato de; Dihydroergocryptine Mesylate; Dihydroergocryptine Methanesulphonate; Dihydroergokryptine Mesylate.

$C_{33}H_{43}N_5O_5 \cdot CH_4O_3S = 673.8$ .

**CAS** — 25447-66-9 (dihydroergocryptine,  $\alpha$ -isomer); 19467-62-0 (dihydroergocryptine,  $\beta$ -isomer); 14271-05-7 (dihydroergocryptine mesilate,  $\alpha$ -isomer); 65914-79-6 (dihydroergocryptine mesilate,  $\beta$ -isomer).

**ATC** — N04BC03.

**ATC Vet** — QN04BC03.

### Profile

Dihydroergocryptine mesilate is a component of codergocrine mesilate (p.363) and has similar actions. It has been given orally in doses of up to 20 mg daily for migraine, and in maintenance doses of up to 60 to 120 mg daily for parkinsonism. It has also been used for age-related dementia and to inhibit lactation. In some countries it has been given with caffeine for cerebrovascular and peripheral vascular disorders.

### References

1. Scarzella L, *et al.* Dihydroergocryptine in the management of senile psycho-organic syndrome. *Int J Clin Pharmacol Res* 1992; **12**: 37-46.
2. Battistin L, *et al.* Alpha-dihydroergocryptine in Parkinson's disease: a multicentre randomized double blind parallel group study. *Acta Neurol Scand* 1999; **99**: 36-42.
3. Bergamasco B, *et al.* Alpha-dihydroergocryptine in the treatment of de novo parkinsonian patients: results of a multicentre, randomized, double-blind, placebo-controlled study. *Acta Neurol Scand* 2000; **101**: 372-80.

4. Micieli G, *et al.* Alpha-dihydroergocryptine and predictive factors in migraine prophylaxis. *Int J Clin Pharmacol Ther* 2001; **39**: 144-51.

5. Tergau F, *et al.* Treatment of restless legs syndrome with the dopamine agonist alpha-dihydroergocryptine. *Mov Disord* 2001; **16**: 731-5.

6. Albanese A, Colosimo C. Dihydroergocryptine in Parkinson's disease: clinical efficacy and comparison with other dopamine agonists. *Acta Neurol Scand* 2003; **107**: 349-55.

7. Maillard E, *et al.* Alpha-dihydroergocryptine in the long-term therapy of Parkinson's disease. *Arzneimittelforschung* 2004; **54**: 647-54.

### Preparations

**Proprietary Preparations** (details are given in Part 3)

**Cz.:** Almirid; **Ger.:** Almirid; Cripar; **Gr.:** Daverium; **Ital.:** Daverium; **Mex.:** Diamin; **Pol.:** Almirid; **Port.:** Striatal; **Rus.:** Vasobral (Васобрал); **Switz.:** Cripar.

**Multi-ingredient Fr.:** Vasobral; **Hong Kong:** Vasobral; **Ital.:** Vasobral†.

## Donepezil Hydrochloride

(BANM, USAN, rINNM)

BNAG; Donépézil, Chlorhydrate de; Donepezil Hidroklorür; Donepezil Hydrochloridum; E-2020; ER-4111 (donepezil); Hidrocloruro de donepezilo. ( $\pm$ )-2-[(1-Benzyl-4-piperidyl)methyl]-5,6-dimethoxy-1-indanone hydrochloride.

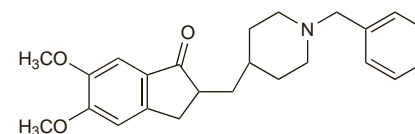
Донепезила Гидрохлорид

$C_{24}H_{29}NO_3 \cdot HCl = 416.0$ .

**CAS** — 120014-06-4 (donepezil); 142057-79-2 (donepezil); 120011-70-3 (donepezil hydrochloride); 142057-77-0 (donepezil hydrochloride).

**ATC** — N06DA02.

**ATC Vet** — QN06DA02.



(donepezil)

### Adverse Effects and Treatment

Adverse effects of acetylcholinesterase inhibitors such as donepezil notably include nausea, vomiting, anorexia, diarrhoea, fatigue, and dizziness. Other common adverse effects include abdominal pain, dyspepsia, rash, pruritus, headache, somnolence, muscle cramps, insomnia, sweating, tremor, and syncope; upper-respiratory-tract and urinary-tract infections have been noted. Rare cases of angina, sino-atrial and AV blocks, bradycardia, peptic ulcers, gastrointestinal haemorrhage, extrapyramidal symptoms, and seizures have been observed. Psychiatric disturbances, including depression, hallucinations, agitation, aggressive behaviour, and confusion have also been reported. There is a potential for bladder outflow obstruction. Minor increases in serum-creatinine kinase have also occurred with donepezil.

Hepatotoxicity has occurred with tacrine, and has limited its use (see Tacrine, Precautions, p.370); individual cases of increased liver transaminases have been noted with other acetylcholinesterase inhibitors.

The use of acetylcholinesterase inhibitors has been associated with weight loss and consequently some licensed product information has recommended that a patient's weight is monitored during treatment. Female patients have been found to be more susceptible to nausea, vomiting, anorexia, and weight loss.

Overdosage with cholinesterase inhibitors may result in 'cholinergic crisis', the details of which are described under Adverse Effects of Neostigmine, p.631.

### Reviews of the safety profile of donepezil.

1. Committee on Safety of Medicines/Medicines Control Agency. Donepezil (Aricept). *Current Problems* 1999; **25**: 7. Also available at: [http://www.mhra.gov.uk/home/idcplg?IdcService=GET\\_FILE&dDocName=CON2023235&RevisionSelectionMethod=LatestReleased](http://www.mhra.gov.uk/home/idcplg?IdcService=GET_FILE&dDocName=CON2023235&RevisionSelectionMethod=LatestReleased) (accessed 13/08/07)
2. Jackson S, *et al.* The safety and tolerability of donepezil in patients with Alzheimer's disease. *Br J Clin Pharmacol* 2004; **58** (suppl 1): 1-8.