

VeriCheck® Drug Test Dip

INTENDED USE

The VeriCheck® drug testing device is a rapid visual immunoassay for the qualitative, presumptive detection of any combination of drugs of abuse in human urine specimens at the cut-off concentrations listed below:

Parameter	Calibrator	Cut-off (ng/mL)
ACE	Acetaminophen	5000
AMP	d-Amphetamine	1000/500/300
BAR	Secobarbital	300
BUP	BUP-3-D-Glucuronide	10/5
BZO	Oxazepam	500/300/200/100
COC	Benzoyllecgonine	300/200/150/100
COT	(-)-Cotinine	600/300/200
EDDP	2-Ethylidene-1,5-dimethyl-3,3-diphenylpyrrolidine	300/100
ETG	Ethyl Glucuronide	500/300
FYL	Nortentanyl/Fentanyl	200/10
HMO	Hydromorphone	300/250
K2	JWH-073/JWH-018	50
KET	Ketamine	1,000
LSD	9,10-Didehydro-N,N-diethyl-6-methylergoline-8beta-carboxamide	50
6-MAM	6-Monoacetylmorphine	10
MDMA	3,4-Methylenedioxy-MET	1000/500
MET	Methamphetamine	1000/500/300
MOP	Morphine	300/200/100
MPD	Methylphenidate	300
MLQ	Methaqualone	300
MTD	Methadone	200/300
OPI	Morphine	2000/1000/300
OXY	Oxycodone	300/100
PCP	Phencyclidine	25
PPX	D-Propoxyphene	300
TCA	Nortriptyline	1000
THC	11-nor- Δ^9 -THC-9-COOH	200/150/50/25
TRA	Tramadol	300/100
ZOL	Zolpidem	50
ALC	Alcohol	0.02%
Adulteration(Strip A)	Oxidants / Specific Gravity / pH	
Adulteration(Strip B)	Nitrite / Glutaraldehyde / Creatinine	

This device is to be used to obtain visual qualitative result and is intended to assist in the determination of drug compliance.

This assay provides only a preliminary analytical test result. A more specific alternative chemical method must be used in order to obtain a confirmed analytical result. Gas Chromatography/ Mass Spectrometry (GC/MS) or Liquid Chromatography/ Mass Spectrometry (LC/MS) are the preferred confirmatory method. Clinical consideration and professional judgment should be applied to any drug of abuse test result, particularly when preliminary positive results are indicated.

The Urine Adulteration Test Strips are a semi-quantitative colour comparison screen for the detection of Creatinine, Nitrite, Glutaraldehyde, pH, Specific Gravity, Oxidants in human urine. This test provides a preliminary screen only. A more specific alternate chemical method must be used in order to obtain a confirmed analytical result. Abnormal results should be sent to a laboratory for confirmation.

PRINCIPLE

This device is one-step immunoassay in which chemically labelled drugs (drug-protein conjugates) compete for limited antibody binding sites with drugs which may be present in urine. The test membrane strips are pre-coated with drug-protein conjugates on the test band(s). For each strip, the drug antibody-colloidal gold conjugate pad is placed at one end of the membrane. In the absence of drug in the urine, the solution of the coloured antibody-colloidal gold conjugate move along with the sample solution upward chromatographically by capillary action across the membrane to the immobilized drug-protein conjugate zone on the test band region. The coloured antibody-gold conjugate then attach to the drug-protein conjugates to form visible lines as the antibody complex with the drug conjugate. Therefore, the formation of the visible precipitant in the test zone occurs when the test urine is negative for the drug. When the drug is present in the urine, the drug or drug metabolite antigen competes with drug-protein conjugate on

the test band region for the limited antibody. When a sufficient concentration of the drug is present, it will fill the limited antibody binding sites. This will prevent attachment of the coloured antibody-colloidal gold conjugate to the drug-protein conjugate zone on the test band region. Therefore, absence of the colour band on the test region indicates a non-negative result.

A control band with a different antigen/antibody reaction is added to the immunochromatographic membrane strip at the control region (C) to indicate that the test has performed properly. This control line should always appear regardless of the presence of drug or metabolite. If the control line does not appear the test strip should be discarded.

Adulteration is the tampering of a urine specimen with the intention of altering the test results. The use of adulterants can cause false negative results in drug tests by either interfering with the screening test and/or destroying the drugs present in the urine. Dilution may also be employed in an attempt to produce false negative drug test results.

One of the best ways to test for adulteration or dilution is to determine certain urinary characteristics such as Creatine, pH, and Specific Gravity and to detect the presence of Glutaraldehyde, Nitrite and Oxidants/Pyridinium Chlorochromate in urine.

Creatinine: Tests for specimen dilution. Creatinine is a waste product of Creatine, and is an amino-acid contained in muscle tissue and found in urine. A person may attempt to foil a drug test by drinking excessive amounts of water or diuretics such as herbal teas to flush the system. Creatinine and Specific Gravity are two ways to check for dilution and flushing, which are the most common mechanisms used to circumvent drug testing. Low Creatinine and Specific Gravity levels may indicate diluted urine. The absence of Creatinine (<5 mg/dL) is indicative of a specimen not consistent with human urine.

Nitrites: Tests for commonly used commercial adulterants. They work by oxidizing the major cannabinoid metabolite THC-COOH. Normal urine should contain no trace of Nitrites. Positive results generally indicate the presence of an adulterant.

Glutaraldehyde: Tests for the presence of aldehydes. Adulterants can contain Glutaraldehyde and can cause false negative screening results by disrupting the enzyme used in some immunoassay tests.³ Glutaraldehyde is not normally found in urine; therefore, detection of Glutaraldehyde in a urine specimen generally indicates adulteration.

pH: Tests for the presence of acidic or alkaline adulterants in urine. Normal pH levels should be in the range of 4.0 to 9.0. Values outside of this range may indicate that the specimen has been altered.

Specific Gravity: Tests for specimen dilution. The normal range is from 1.003 to 1.030. Values outside this range may be the result of specimen dilution or adulteration.

Oxidants: Tests for the presence of oxidizing reagents such as bleach and hydrogen peroxide. Pyridinium Chlorochromate (PCC) is commonly used adulterant.³ Normal human urine should not contain Oxidants or PCC.

PRECAUTIONS

- Do not use after the expiration date indicated on the package. Do not use the test if the foil pouch is damaged. Do not reuse tests.
- This kit contains products of animal origin. Certified knowledge of the origin and/or sanitary state of the animals does not completely guarantee the absence of transmissible pathogenic agents. It is therefore, recommended that these products be treated as potentially infectious, and handled by observing usual safety precautions (e.g., do not ingest or inhale).
- Avoid cross-contamination of specimens by using a new specimen collection container for each specimen obtained.
- Read the entire procedure carefully prior to testing.
- Do not eat, drink or smoke in the area where specimens and kits are handled. Handle all specimens as if they contain infectious agents. Observe established precautions against microbiological hazards throughout the procedure and follow standard procedures for the proper disposal of specimens. Wear protective clothing such as laboratory coats, disposable gloves and eye protection when specimens are assayed.
- Humidity and temperature can adversely affect results.
- Used testing materials should be discarded in accordance with local regulations.

STORAGE AND STABILITY

- The kit should be stored at 2-30°C until the expiry date printed on the sealed pouch.
- The test must remain in the sealed pouch until use.
- Do not freeze.
- Kits should be kept out of direct sunlight.
- Care should be taken to protect the components of the kit from contamination. Do not use if there is evidence of microbial contamination or precipitation. Biological

contamination of dispensing equipment, containers or reagents can lead to false results.

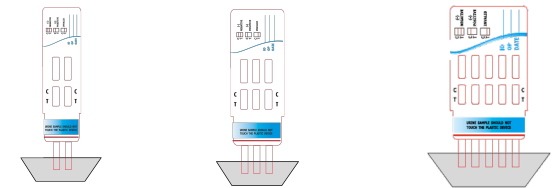
SPECIMEN COLLECTION AND STORAGE

- This device is intended for use with human urine specimens only.
- Urine collected at any time of the day may be used.
- Urine specimens must be collected in clean, dry container.
- If donor is in laboratory, perform testing immediately after specimen collection. Do not leave specimens at room temperature for prolonged periods. If donor is not in lab, urine specimens may be stored at 2-8°C for up to 2 days for shipping the specimen to laboratory before testing. For long term storage, specimens should be kept below -20°C.
- Bring specimens to room temperature prior to testing. Frozen specimens must be completely thawed and mixed well prior to testing. Avoid repeated freezing and thawing of specimens.
- If specimens are to be shipped, pack them in compliance with all applicable regulations for transportation of etiological agents.

PROCEDURE

Bring tests, specimens, and/or controls to room temperature (15-30°C) before use.

- Remove the device from its sealed pouch and use it as soon as possible.
- Donor provides a urine specimen into a specimen collection cup.
- Check the temperature strip at 2 minutes after the specimen is added to the collection cup. A greenish-brown dot will appear to indicate the temperature of the urine specimen. The proper range for an unadulterated specimen is 32-38°C (90-100°F).
- Dip the device into the urine specimen. Do not allow the plastic cassette to touch the urine specimen.
- Start the 5-minute timer immediately.
- If your device contains an adulteration test, at 2 minutes, interpret the results by visually comparing the reacted colour blocks on the strip(s) with the colour card.
- At the end of the 5-minute activation period the drug test results are read and interpreted by the presence or absence of a coloured line in the test (T) area on each one of the individual strips.
- Non-negative test results must be confirmed by a more specific, alternative method. It is recommended to send the urine to a laboratory for confirmatory testing.



INTERPRETATION OF RESULTS



NON-NEGATIVE: Only one coloured band appears, in the control area (C). No apparent coloured band appears in the test area (T).



NEGATIVE: Two coloured bands appear on the membrane. One band appears in the control area (C) and another band appears in the test area (T). The density or the vibrancy of the test line is not indicative of any amount of drug present. Any line formed in the test area is to be considered a negative test result.



INVALID: Control band fails to appear. Results from any test which has not produced a control band at the specified read time must be discarded. Please review the procedure and repeat with a new test. If the problem persists, discontinue using the kit immediately and contact your local distributor.

The intensity of colour in the test region (T) may vary depending on the reaction between drug metabolite and the test strip. Therefore, any shade of colour in the test region should be

considered negative.

This is a qualitative test only, and cannot determine the concentration of analytes in the specimen.

Insufficient specimen volume, incorrect operating procedure or expired tests are the most likely reasons for control band failure.

Interpreting the Adulteration Strip

For specific colour please reference the Adulteration Colour Chart.

NOTE: The Urine Adulteration Test Strips are meant to aid in the determination of abnormal specimens. While comprehensive, these tests are not meant to be an all-inclusive representation of possible adulterants.

Creatinine: Normal Creatinine levels are between 20 and 350 mg/dL. Under rare conditions, certain kidney diseases show dilute urine. **Nitrite:** Nitrite is not a normal component of human urine. However, Nitrite found in urine may indicate urinary tract infections or bacterial infections. Nitrite levels of >20 mg/dL may produce false positive Glutaraldehyde results. **Glutaraldehyde:** Glutaraldehyde is not normally found in urine. However, certain metabolic abnormalities such as ketoacidosis (fasting, uncontrolled diabetes or high-protein diets) may interfere with the test results. **Specific Gravity:** Elevated levels of protein in urine may cause abnormally high Specific Gravity values. **Oxidants/PCC:** Normal human urine should not contain Oxidants or PCC. The presence of high levels of antioxidants in the specimen, such as ascorbic acid, may result in false negative results for the Oxidants/PCC pad.

Interpreting the Urine Alcohol Test Strip

NEGATIVE: No colour change appears on the reaction pad, the colour should match the colour legend on the pouch corresponding with a negative (-) result. This indicates that alcohol has not been detected.

POSITIVE: A colour change appears on the reaction pad. The colour on the reaction pad will vary from a light blue to a dark blue, falling on or between the corresponding colour legend on the pouch.

INVALID: The outer edges of the reaction pad produce a slight colour but the majority of the reaction pad remains colourless. Repeat the test with a new test strip, ensuring complete saturation of the reaction pad with the specimen. If the problem persists, do not continue with testing and contact your local distributor.

QUALITY CONTROL

- Good quality assurance practice recommends the use of control materials to ensure proper kit performance. Quality control specimens are available from commercial sources and are recommended to be used as per facilities quality control testing protocol. Use the same assay procedure as with a urine specimen. Controls should be challenging to the assay cutoff concentration. If control values do not fall within established limits, assay results are invalid. Users should follow the appropriate federal, state, and local guidelines concerning the running of external quality controls.
- This device provides built-in process control with a different antigen/antibody reaction at the control region (C) in each strip. This control line should always appear regardless of the presence of drug or metabolite. If the control line does not appear, the test device should be discarded. The presence of this control band in the control region serves as 1) verification that sufficient volume is added, 2) that proper flow is obtained.

LIMITATIONS OF THE TEST

Device Limitations

1. This assay provides a preliminary analytical test result only. A more specific alternative chemical method must be used in order to obtain a confirmed analytical result. Gas chromatography/mass spectrometry (GC/MS) has been established as the preferred confirmatory method for urine confirmation testing.
2. There is a possibility that technical or procedural errors as well as other substances and factors may interfere with the test and cause false results.
3. Adulterants, such as bleach and/or alum, in urine specimens may produce erroneous results regardless of the analytical method used. Therefore, please preclude the possibility of urine adulteration prior to testing.
4. A non-negative result indicates the presence of a drug or drug metabolite only, and does not indicate or measure impairment.
5. A negative test result does not at any time rule out the presence of drugs or drug metabolites in urine, as they may be present below the minimum detection level of

the test.

6. This test does not distinguish between drugs of abuse and certain medications.

Adulteration Limitations

The Adulteration Test Strips (Urine) are meant to aid in the determination of abnormal specimens. While comprehensive, these tests are not meant to be an all-inclusive representation of possible adulterants.

Creatinine: Normal Creatinine levels are between 20 and 350 mg/dL. Under rare conditions, certain kidney diseases show dilute urine.

Nitrite: Nitrite is not a normal component of human urine. However, Nitrite found in urine may indicate urinary tract infections or bacterial infections. Nitrite levels of >20 mg/dL may produce false positive Glutaraldehyde results.

Glutaraldehyde: Glutaraldehyde is not normally found in urine. However, certain metabolic abnormalities such as ketoacidosis (fasting, uncontrolled diabetes or high-protein diets) may interfere with the test results.

Specific Gravity: Elevated levels of protein in urine may cause abnormally high Specific Gravity values.

Oxidants/PCC: Normal human urine should not contain Oxidants or PCC. The presence of high levels of antioxidants in the specimen, such as ascorbic acid, may result in false negative results for the Oxidants/PCC pad.

PERFORMANCE CHARACTERISTICS

A. Accuracy

The accuracy of the device was established by comparing the test results from urine samples against GC/MS.

Specimen	ACE	AMP1000	AMP500	AMP300	BAR	BUP10	BUP5	BZO500
Positive	96.1%	95.8%	95.9%	96.1%	97.8%	100%	100%	98%
Negative	100%	100%	100%	100%	98.1%	100%	100%	100%
Total	98.1%	98.1%	98.1%	98.1%	98%	100%	100%	99%

Specimen	BZO300	BZO200	BZO100	COC300	COC200	COC150	COC100	COT600
Positive	95.3%	97.4%	95.9%	98.2%	95.7%	96%	98.2%	96.5%
Negative	92.9%	98.2%	98%	98.1%	98.1%	94%	98.1%	98%
Total	93.9%	97.9%	97%	98.2%	97.0%	95%	98.2%	97.2%

Specimen	COT300	COT200	EDDP	EDDP100	ETG500	ETG300	FYL200	FYL10
Positive	97.9%	97.7%	98.6%	95.8%	98%	100%	96.8%	94.4%
Negative	98.1%	97.9%	100%	100%	100%	100%	100%	100%
Total	98%	98%	99.1%	98.1%	99%	100%	98.3%	97.2%

Specime	HMO	K2	KET	LSA	6-MAM	MDMA100	MDMA50	MET100
Positive	95.9%	98.9%	98%	100%	96.8%	98.5%	100%	96.8%
Negative	100%	100%	98.6%	100%	100%	98.2%	100%	100%
Total	98.0%	99%	98.3%	100%	98.2%	98.3%	100%	98.3%

Specimen	MET500	MET300	MOP300	MOP200	MOP100	MPD	MQL	MTD
Positive	96.9%	96.8%	96.8%	96.1%	97.7%	98.4%	96.1%	96.1%
Negative	100%	100%	97.9%	100%	100%	98.4%	98%	100%
Total	98.3%	98.4%	97.3%	98.1%	98.1%	98.2%	98.1%	98.1%

Specimen	OPI2000	OPI1000	OXY300	OXY100	PCP25	PPX	TCA	THC200
Positive	97.6%	96.5%	98%	96.1%	97.8%	97.8%	92.1%	96.1%
Negative	98.4%	96%	97%	100%	100%	100%	100%	100%
Total	98.1%	96.3%	97%	98.1%	98.9%	99%	96.8%	98.1%

Specimen	THC150	THC50	THC25	TRA300	TRA100	ZOL
Positive	98.4%	96.8%	96.8%	96.6%	98.4%	96.3%
Negative	98.3%	98.3%	98.3%	98.2%	100%	98%
Total	98.4%	97.5%	97.5%	97.4%	99.1%	97.1%

B. Sensitivity

The sensitivity of the test strips were determined by testing GC/MS confirmed controls at negative, -50% cut-off, -25% cut-off, cut-off, +25% cut-off, +50% cut-off and 3 times cut-off concentrations. The results are summarized below:

Drug	n	ACE	AMP	AMP500	AMP300	BAR	BUP	BUP5	BZO500
(Cut-off)		-	+	-	+	-	+	-	+
Negative	50	50	0	50	0	50	0	50	0
50%	50	50	0	50	0	50	0	50	0

75% Cutoff	50	50	0	50	0	50	0	50	0	50	0	50	0	50	0	
Cutoff	50	19	31	16	34	14	36	20	30	11	39	25	25	21	29	12
125%	50	0	50	0	50	0	50	0	50	0	50	0	50	0	50	0
150%	50	0	50	0	50	0	50	0	50	0	50	0	50	0	50	0
300%	50	0	50	0	50	0	50	0	50	0	50	0	50	0	50	0

Drug	n	BZO300	BZO200	BZO100	COC300	COC200	COC150	COC100	HMO
(Cut-off)		-	+	-	+	-	+	-	+
Negative	50	50	0	50	0	50	0	50	0
50%	50	50	0	50	0	50	0	50	0
75%	50	50	0	50	0	50	0	50	0
Cutoff	50	17	33	11	39	12	39	11	39
125%	50	0	50	0	50	0	50	0	50
150%	50	0	50	0	50	0	50	0	50
300%	50	0	50	0	50	0	50	0	50

Drug	n	K2	LSA	6-MAM	COT600	COT300	COT200	EDDP300	EDDP100
(Cut-off)		-	+	-	+	-	+	-	+
Negative	50	50	0	50	0	50	0	50	0
50%	50	50	0	50	0	50	0	50	0
75%	50	50	0	50	0	50	0	50	0
Cutoff	50	14	36	22	28	25	15	35	17
125%	50	0	50	0	50	0	50	0	50
150%	50	0	50	0	50	0	50	0	50
300%	50	0	50	0	50	0	50	0	50

Drug	n	ETG500	ETG300	FYL200	FYL10	KET	MDMA1000	MDMA500	MET1000
(Cut-off)		-	+	-	+	-	+	-	+
Negative	50	50	0	50	0	50	0	50	0
50%	50	50	0	50	0	50	0	50	0
75%	50	50	0	50	0	50	0	50	0
Cutoff	50	16	34	25	22	28	25	16	34
125%	50	0	50	0	50	0	50	0	50
150%	50	0	50	0	50	0	50	0	50
300%	50	0	50	0	50	0	50	0	50

Drug	n	MET500	MET300	MOP300	MOP200	MOP100	MPD	MQL	MTD
(Cut-off)		-	+	-	+	-	+	-	+
Negative	50	50	0	50	0	50	0	50	0
50%	50	50	0	50	0	50	0	50	0
75%	50	50	0	50	0	50	0	50	0
Cutoff	50	10	40	15	35	18	32	18	32
125%	50	0	50	0	50	0	50	0	50
150%	50	0	50	0	50	0	50	0	50
300%	50	0	50	0	50	0	50	0	50

Drug	n	OPI2000	OPI1000	OXY300	OXY100	PCP	PPX	TCA	THC200
(Cut-off)		-	+	-	+	-	+	-	+
Negative	50	50	0	50	0	50	0	50	0
50%	50	50	0	50	0	50	0	50	0
75%	50	50	0	50	0	50	0	50	0
Cutoff	50	23	27	13	37	19	31	19	31
125%	50	0	50	0	50	0	50	0	50
150%	50	0	50	0	50	0	50	0	50
300%	50	0	50	0	50	0	50	0	50

Drug	n	THC150	THC50	THC25	TRA	TRA100	ZOL
(Cut-off)		-	+	-	+	-	+
Negative	50	50	0	50	0	50	0
50%	50	50	0	50	0	50	0
75%	50	50	0	50	0	50	0
Cutoff	50	19	31	17	33	11	39
125%	50	0	50	0	50	0	50
150%	50	0	50	0	50	0	50
300%	50	0	50	0	50	0	50

C. Specificity

The following tables list the concentrations of compounds (ng/mL) above which the test strip identified positive results at 5 minutes.

Acetaminophen 5000 related compounds	
Acetaminophen	5,000
Acetophenetidine	7,500
Amphetamine 1000 related compounds	
d-Amphetamine	1,000
l-Amphetamine	>100,0
d-methamphetamine	>100,0
l-methamphetamine	>100,0
3,4-Methylenedioxyamphet	1,250
3,4-Methylenedioxy-metha	>100,0
3,4-Methylenedioxyethylam	>100,0
Paramethoxyamphetamine	625
Phentermine	1,250
Tyramine	>100,0
Amphetamine 500 related compounds	
d-Amphetamine	500
l-Amphetamine	50,000
3,4-Methylenedioxyamphet	625
Phentermine	1,250
Paramethoxyamphetamine	625
Tyramine	>100,0
Amphetamine 300 related compounds	
d-Amphetamine	300
l-Amphetamine	50,000
Mephentermine hemisulfate	>100,0
3,4-Methylenedioxyamphet	625
Phentermine	625
Paramethoxyamphetamine	625
Paramethoxymethampheta	>100,0
Tyramine	>100,0
Barbiturates 300 related compounds	
Secobarbital	300
Allobarbitol	1,250
Alphenal	625
Amobarbital	625
Aprobarbital	188
Butabarbital	94
Butalbital	2,500
Butethal	200
Cyclopentobarbital	400
Pentobarbital	1,000
Phenobarbital	300
Buprenorphine 10 related compounds	
Buprenorphine	10
Buprenorphine-3-β-D-	10
Norbuprenorphine	50
Norbuprenorphine-3-β-D-	100
Buprenorphine 5 related compounds	
Buprenorphine	5
Buprenorphine-3-β-D-	5
Norbuprenorphine	25
Norbuprenorphine-3-β-D-	50
Benzodiazepines 500 related compounds	
Oxazepam	500
Benzodiazepines 300 related compounds	
Oxazepam	300
Alprazolam	125
Bromazepam	625
Chlordiazepoxide	2500
Clobazam	63
Clonazepam	2500
Clorazepate	3330
Desalkflurazepam	250

Dextrorphan tartrate	500
D-Norpropoxyphene	31,25
EDDP	800
Meperidine	12,50
Mephentermine	50,00
Methadone	12,50
D-Methamphetamine	12,50
3,4-Methylenedioxyethylam	25,00
Nordoxepin hydrochloride	25,00
Phencyclidine	5,000
Promazine	8,000
Promethazine	25,00
LSD 50 related compounds	
Lysergic acid diethylamide	50
6-MAM 10 related compounds	
6-Monoacetyl morphine	10
Morphine	15
Ecstasy 500 related compounds	
3,4-Methylenedioxy-metha	500
d-Amphetamine	>100,
l-Amphetamine	>100,
d-methamphetamine	>100,
l-methamphetamine	>100,
3,4-Methylenedioxyamphet	2,500
3,4-Methylenedioxyethylam	156
Paramethoxyamphetamine	50,00
Paramethoxymethampheta	>100,
Ecstasy 1000 related compounds	
3,4-Methylenedioxy-metha	1,000
Methamphetamine 1000 related	
d-Methamphetamine	1,000
Chloroquine	25,00
Fenfluramine	12,50
l-Methamphetamine	10,00
Mephentermine	31,25
3,4-Methylenedioxyethylam	50,00
3,4-Methylenedioxy-metha	313
Paramethoxymethampheta	625
(-)-Ephedrine	4,000
Methamphetamine 500 related compounds	
d-Methamphetamine	500
Chloroquine	12,50
Fenfluramine	12,50
l-Methamphetamine	3,125
Mephentermine	25,00
MDEA	12,50
MDMA	1,875
PMMA	625
(-)-Ephedrine	2,000
Methamphetamine 300 related compounds	
d-Methamphetamine	300
Chloroquine	7,500
Fenfluramine	12,50
l-Methamphetamine	10,00
Mephentermine	31,25
MDEA	50,00
MDMA	313
PMMA	625
(-)-Ephedrine	2,000
Morphine 300 related compounds	
Morphine	300
Acetylcodeine	150
Buprenorphine	3,125

Diazepam	250
Estazolam	5000
Fentanyl	>100,0
Flunitrazepam	375
Flurazepam	>100,0
Lorazepam	1250
Lormetazepam	1250
Medazepam	>100,0
Midazolam	>100,0
Nitrazepam	25000
Norchlordiazepoxide	250
Nordiazepam	500
Prazepam	>100,0
Temazepam	63
Triazolam	5000
Benzodiazepines 200 related compounds	
Oxazepam	200
Alprazolam	83
Bromazepam	417
Chlordiazepoxide	1,667
Clobazam	42
Clonazepam	1,667
Clorazepate	2,220
Desalkflurazepam	167
Diazepam	167
Estazolam	3,333
Fentanyl	>100,0
Flunitrazepam	250
Flurazepam	>100,0
Lorazepam	833
Lormetazepam	833
Medazepam	>100,0
Midazolam	>100,0
Nitrazepam	16,667
Norchlordiazepoxide	167
Nordiazepam	333
Prazepam	>100,0
Temazepam	42
Triazolam	3,333
Benzodiazepines 100 related compounds	
Oxazepam	100
Alprazolam	42
Bromazepam	208
Chlordiazepoxide	833
Clobazam	21
Clonazepam	833
Clorazepate	1,110
Desalkflurazepam	83
Diazepam	83
Estazolam	1,667
Fentanyl	>100,0
Flunitrazepam	125
Flurazepam	>100,0
Lorazepam	417
Lormetazepam	417
Medazepam	>100,0
Midazolam	>100,0
Nitrazepam	8,333
Norchlordiazepoxide	83
Nordiazepam	167
Prazepam	>100,0
Temazepam	21
Triazolam	1,667
Cocaine 300 related compounds	
Cocaine	300
Benzoylecgonine	1,000
Ecgonine	100,00

Codeine	250
Diacetyl Morphin	250
Dihydrocodeine	586
Ethylmorphine	200
Hydrocodone	12,50
Hydromorphone	12,50
6-Monoacetyl morphine	250
Morphine-3-glucuronid	2,500
Nalorphine	25,00
Thebaine	25,00
Morphine 200 related compounds	
Morphine	200
Acetylcodeine	100
Buprenorphine	2,000
Codeine	170
Diacetyl Morphin	168
Dihydrocodeine	395
Ethylmorphine	135
Hydrocodone	8,350
Hydromorphone	8,350
6-Monoacetyl morphine	170
Morphine-3-glucuronid	1,670
Nalorphine	16,66
Thebaine	16,66
Morphine 100 related compounds	
Morphine	100
Codeine	100
Diacetyl morphine (Heroin)	100
Ethylmorphine	100
Hydromorphone	500
Hydrocodone	500
6-Monoacetyl morphine	100
Morphine-3-β-d-glucuronid	2,000
Oxycodone	20,00
Oxymorphone	20,00
Promethazine	>100,
Rifampicine	8,400
Thebaine	8,400
Trimipramine	20,00
MPD 300 related compounds	
Methylphenidate	300
Methaqualone 300 related	
Methaqualone	300
Amiripityline	50,00
Carbamazepine	20,00
Nortriptyline	50,00
Phenytol	40,00
Theophylline	40,00
Methadone 300 related compounds	
Methadone	300
(-)-alpha-methadol	2,000
Opiates 2000 related compounds	
Morphine	2,000
Acetylcodeine	1,563
Buprenorphine	25,00
Codeine	500
Diacetyl morphine (Heroin)	1,250
Dihydrocodeine	1,563
Ethylmorphine	800
Hydromorphone	25,00
Hydrocodone	50,00
Merperidine	>100,
6-Monoacetyl morphine	1,250
Morphine-3-β-d-glucuronid	12,50
Nalorphine Hydrochloride	>100,
Oxycodone	>100,
Oxymorphone	>100,

Ecgonine Methyl Ester	>100,0
Cocaine 200 related compounds	
Benzoylecgonine	200
Cocaine	125
Ecgonine	5,000
Ecgonine Methyl Ester	>100,0
Cocaine 150 related compounds	
Benzoylecgonine	150
Cocaine	125
Ecgonine	10000
Ecgonine Methyl Ester	>10000
Cocaine 100 related compounds	
Benzoylecgonine	100
Cotinine 600 related compounds	
(-)-Cotinine	600
Cotinine 300 related compounds	
(-)-Cotinine	300
(-)-Nicotine	9,375
Cotinine 200 related compounds	
(-)-Cotinine	200
(-)-Nicotine	6,250
EDDP 100 related compounds	
EDDP	100
Meperidine	>100,0
Methadone	>100,0
Norfentanyl	>100,0
Phencyclidine	>100,0
Promazine	50,000
Promethazine	25,000
Prothipendyl	50,000
Prozine	12,500
EDDP 300 related compounds	
EDDP	300
Meperidine	>100,0
Methadone	>100,0
Norfentanyl	>100,0
Phencyclidine	>100,0
Promazine	80,000
Promethazine	75,000
Prothipendyl	80,000
Prozine	37,500
ETG 500 related compounds	
Ethyl Glucuronide	500
Ethanol	>100,0
D-Glucuronic Acid	>100,0
Morphine-3-b-D-glucuronid	>100,0
ETG 300 related compounds	
Ethyl Glucuronide	300
Fentanyl 10 related compounds	
Fentanyl	10
Norfentanyl	50
Fentanyl 200 related compounds	
Fentanyl	200
Norfentanyl	375
HMO 250 related compounds	
Hydromorphone	250
Acetylcodeine	10,000
Thebaine	25,000
Nalorphine	12,500
Morphine-3-glucuronid	2,500
Morphine	5,000
Hydrocodone	3,100
Ethylmorphine	5,000
Dihydrocodeine	25,000
Diacetyl Morphin	10,000
Codeine	50,000
Buprenorphine	10,000

Rifampicine	>100,
Thebaine	50,00
Opiates 1000 related compounds	
Morphine	1,000
Oxycodone 300 related compounds	
Oxycodone	300
Hydrocodone	75,00
Hydromorphone	>100,
Naloxone	>100,
Oxymorphone	750
Oxycodone 100 related compounds	
Oxycodone	100
Hydrocodone	25,00
Hydromorphone	50,00
Naloxone	50,00
Oxymorphone	250
Phencyclidine 25 related compounds	
Phencyclidine	25
Hydrocodone	12,50
Hydromorphone	6,250
4-hydroxyphencyclidine	75
Propoxyphene 300 related compounds	
D-Propoxyphene	300
D-Norpropoxyphene	5,000
Tricyclic Antidepressants related compounds	
Nortriptyline HCl	1,000
Amiripityline	1,500
Clomipramine	>100,
Cyclobenzaprine	12,50
Desipramine	188
Doxepin	2,000
Imipramine	2,500
Maprotiline	750
Nortriptyline	3,125
Nordoxepin	500
Opipramol	1,563
Promazine	1,000
Promethazine	6,250
Prothipendyl	25,00
Protryptiline	6,250
Prozine	1,250
Trimipramine	>100,
Marijuana 200 related compounds	
11-nor-Δ9-THC-9-COOH	200
Marijuana 150 related compounds	
11-nor-Δ9-THC-9-COOH	150
11-nor-Δ8-THC-9-COOH	90
Δ8-Tetrahydrocannabinol	45,00
Δ9-Tetrahydrocannabinol	45,00
Cannabinol	60,00
Marijuana 50 related compounds	
11-nor-Δ9-THC-9-COOH	50
11-nor-Δ8-THC-9-COOH	50
11-hydroxy-Δ9-Tetrahydro	50
Δ8-Tetrahydrocannabinol	15,00
Δ9-Tetrahydrocannabinol	15,00
Cannabinol	20,00
Cannabidiol	>100,
Marijuana 25 related compounds	
11-nor-Δ9-THC-9-COOH	25
11-nor-Δ8-THC-9-COOH	15
Δ8-Tetrahydrocannabinol	7,500
Δ9-Tetrahydrocannabinol	7,500
Cannabinol	10,00
Tramadol 300 related compounds	
Tramadol	300
Tramadol 100 related compounds	

6-Monoacetylmorphine	10,000
K2 50 related compounds	
JWH-018-5-Pentanoic acid	50
JWH-073-4-Butanoic acid	50
Ketamine 1000 related compounds	
Ketamine	1,000
Norketamine	1,000
Dextromethorphan	500

Tramadol	100
(+/-)-Chlorpheniramine	50,00
Dimenhydrinate	50,00
Diphenhydramine	50,00
Phencyclidine	50,00
(+)-Chlorpheniramine	>100,
Zolpidem 50 related compounds	
Zolpidem	50

VeriCheck®

For product and distribution information contact:

Verify Diagnostics Inc.

D-122 Commerce Park Dr.

Barrie, ON

L4N 8W8

Canada

+1 (705) 812-4957

support@verifydiagnostics.com

REV1.0 - Effective date: 2018-01-04

NON CROSS-REACTING COMPOUNDS

A study was conducted to determine the cross-reactivity of the test with compounds spiked into drug-free sample specimen. The following compounds demonstrated no false non-negative results on the test strips when tested at concentrations up to 100 µg/mL.










(-)-Ephedrine (Except MET)	Chlorpheniramine	Oxalic Acid
(+)-Naproxen	Creatine	Penicillin-G
(+/-)-Ephedrine (Except MET)	Dextromethorphan	Pheniramine
4-Dimethylaminoantirine	Dextrorphan tartrate	Phenothiazine
Acetaminophen (Except ACE)	Dopamine	L-Phenylephrine
Acetone	Erythromycin	Procaine
Albumin	Ethanol	Protonix
Amitriptyline (Except TCA)	Furosemide	Pseudoephedrine
Ampicillin	Glucose	Quinine
Aspartame	Guaiacol Glyceryl Ether	Ranitidine
Aspirin	Hemoglobin	Sertraline
Atropine	Ibuprofen	Tyramine
Benzocaine	Imipramine (Except TCA)	Vitamin C (Ascorbic Acid)
Bilirubin	(+/-)-Isoproterenol	Trimeprazine
b-Phenylethyl-amine	Lidocaine	Venlafaxine
Caffeine	Methadone (Except MTD)	Ibuprofen
Chloroquine	N-Methyl-Ephedrine	

GLOSSARY OF SYMBOLS

SVT/Adulterant Color Chart

Abnormal	Abnormal	OX PCC	Oxidants/Pyridinium chlorochromate	NIT	Nitrite
Normal	Normal	S.G.	Specific gravity	GLUT	Glutaraldehyde
		pH	pH	CRE	Creatinine

Index of Symbols

	Consult instructions for use		Tests per kit		Manufacturer
	For <i>in vitro</i> diagnostic use only		Use by		Do not reuse
	Store between 2-30°C		Lot Number		Catalog #