215

P A I N T E R :

Paint external wood-work with one coat Primer and stop. One coat of undercoat and one of High Gloss finish to approved colours. Interior hardboard of rooms to be sealed and two coats of approved colours to be applied. Interior ceilings to be stopped and two coats of P.V.A. Paint applied. Walls to be papered, are to be stopped, flushed, sealed and papered with paper for which the P.C. sum of $3.00 per roll is to be allowed.

[illegible] of paper [illegible] to be white enamel

A D D E N D U M:

Document Set ID: 413328
Version: 1, Version Date: 17/12/2004

NEW PLYMOUTH CITY COUNCIL

ASSESSED REQUIREMENTS

CITY ENGINEER'S DEPARTMENT

8 34

File No. 2/5

Check Sheet No. 852

Sewer Sheet No. 79 Plotted: X

Project: Dwelling

Owner: Bess Holdings

Zone: Res 1

Address: 5 Amberley Place

Area of Site:

Sec No.

Lot No. L.U.P. 10595

TOWN PLANNING

Designations	
	✓
Area of Buildings	
Coverage	✓
Maximum Height	✓
Front Yard	✓
Relat. of Bldg. Size: (1) Rear Yard	
(2) Side Yard	
Open Space	
Grassed Areas	✓
Trees	
Building Lines & Street Widening	✓
Parking	
Access to Rear of Site	
Accessory Buildings	
Service Lanes & R.O.W.	
Crossing Length	
Gross Floor Area of Shops	
Resid. Accom.	
Levels of Site	
Use of Yards	
Loading	
Screening	
Amalgam. of Titles	✓

Remarks:

Approved

Not Approved

Document Set ID: 413328
Version: 1, Version Date: 17/12/2004

SERVICES

A: SEWER CONNECTION — STORMWATER CONNECTION 7/5

Existing Service _____ _____

Required Service 4" _____ 6" _____

Location On Main 3' from West Bdy. To M.H. as shown site plan

Depth _____ _____

Special Requirement _____ _____

Common Drain _____ _____

Fee $ 80.00 Fee $ 80.00

FEE $160.00

B: WATER CONNECTION

Existing Service 1/2" P

Distance from L/Boundary _____ Height above Datum 250'

Distance: Main to Boundary 8'-0"

Boundary to Load 20'-0"

Required Service 1/2" P

Meter _____

FEE $ —

C: PLUMBING

No. Fittings W.Cs 3 / Baths 2 / Basins 1 / Sinks 2 / Showers 2 / Tubs 2 / Others

Total Values 12

Supply Pipe Sizes 1/2" P.V.C. ☑ Copper ☐ ~~Gal. Iron~~ ☐

Backflow Prev. —

Other Fittings —

Estimated Value $1000.00 Plumbing Fee

DRAINAGE

Existing _____ Required 4" P.V.C. Lat. Sewer

Fittings Required 4" P.V.C. Lat.

Common Drain _____

Septic Tank —

Stormwater To Council S/W main

Estimated Value $400.00 Drainage Fee

Total Estimated Value P. & D. $1400.00

FEE $ 40.00

D: VEHICULAR CROSSINGS

Type of Footpath Concrete Condition Good Footpath repaired Jetson Building

Kerb & Channel _____

Existing Crossing _____

New Crossing 3m Grid Concrete Position No 2762

Strengthen Path Sq. Yds. 1 Level at Boundary _____

STREET WORKS FEE $80.00 DEPOSIT DAMAGE FEE $80.00

Document Set ID: 413328
Version: 1, Version Date: 17/12/2004

S E R V I C E S

7/5

A: SEWER CONNECTION

Existing Service
Required Service
Location
Depth
Special Requirement
Common Drain

Fee $

STORMWATER CONNECTION

Fee $

FEE $

B: WATER CONNECTION

Existing Service
Distance from L/Boundary
Distance: Main to Boundary
Boundary to Load
Required Service
Meter

Height above Datum

FEE $

C: PLUMBING

No. Fittings W.Cs 3 Baths 2 Basins 1 Sinks 2 Showers 2 Tubs 2 Others

Total Values

Supply Pipe Sizes 20mm P.V.C. ☐ Copper ☐ Gal. Iron ☐

Backflow Prev.

Other Fittings Not Back & [illegible]

Estimated Value $2000.00

Plumbing Fee $20.00

DRAINAGE

Existing Required

Fittings Required

Common Drain

Septic Tank

Stormwater

Estimated Value

Drainage Fee

Total Estimated Value P. & D. $2000.00

FEE $ 10.00

D: VEHICULAR CROSSINGS

Type of Footpath Condition

Kerb & Channel

Existing Crossing

New Crossing Position

Strengthen Path Sq. Yds. Level at Boundary

STREET WORKS FEE $

DEPOSIT DAMAGE FEE $

Document Set ID: 413322
Version: 1, Version Date: 17/12/2004

REMARKS : CORRESPONDENCE : AGREEMENTS
SPECIFIC REQUIREMENTS

Approved _____
Not Approved _____

Approved _____
Not Approved _____

Plans among other as Wet Back and application for plumbing permit.
Plumber to call on Saturday with application for plumbing permit for wet back to be submitted on Monday PC 1.4.52
Hot water tank 3rd Floor

Approved PC 10-5-52
Not Approved PC 5/6/52

Approved PC
Not Approved _____

Approved _____
Not Approved _____

Document Set ID: 413322
Version: 1, Version Date: 17/12/2004

NEW PLYMOUTH CITY COUNCIL

7/5

CITY ENGINEER'S DEPARTMENT — **ASSESSED REQUIREMENTS**

File No. 8 8

Project: Pt Belly Slide — Check Sheet No. 23207

Owner: Ray Wohlsen — Sewer Sheet No. 79 — Plotted:

Address: 5 Ambury Pl — Zone: Res R1

Lot No. 1 — D.P. 11855 — Sec. No. — Area of Site:

VETTING TO BE COMPLETED BY 10 Aug 1982

TOWN PLANNING

Designations

Area of Buildings

Coverage

Maximum Height

Front Yard

Relat. of Bldg. Size: (1) Rear Yard

(2) Side Yard

Open Space

Grassed Areas

Trees

Building Lines & Street Widening

Parking

Access to Rear of Site

Accessory Buildings

Service Lanes & R.O.W.

Crossing Length

Gross Floor Area of Shops

Resid. Accom.

Levels of Site

Use of Yards

Loading

Screening

Amalgam. of Titles

Remarks:

Approved

Not Approved

Document Set ID: 413322
Version: 1, Version Date: 17/12/2004

7/5

NEW PLYMOUTH CITY COUNCIL

FOR OFFICE USE File No. 1 71 Check Sheet No. 23755

Receipt No. 16567 Sewer Sheet No. 29

Date of Receipt 17.2.83 Zone 100 R1

28 JAN 1983

Date 28-1-83

TO THE CITY ENGINEER

APPLICATION FOR BUILDING PERMIT

Lot No.

At (House No.) 5 Ambury Place D.P.

For erection of Wooden Retaining Wall Sec. No.

OWNER P. Wheler ADDRESS Same

Proposed Use Retaining Wall.

Foundation Walls Roof

AREA of Site

AREA of existing buildings M²

AREA of existing accessory buildings M²

AREA of Building in application M²

Builder J. Turner Address 45A Wallace Place.

Designer Address

Structural Eng. Address

Building Projects Authority Required Yes / No Supplied Yes / No

Total Value of Building $ 850-00

Sanitary Plumbing and Drainage $

Value of Building for Permit $

Water for Building $

Building Research Levy on $

Hoardings Mths @

FOR OFFICE USE

Corrected Value Fees

TOTAL FEES BUILDING

Starting Date Finishing Date

NAME AND ADDRESS OF APPLICANT John Turner

45 A Wallace Pl. N.P. Phone 86481

Signature of Applicant [signature]

Signature of Owner

Document Set ID: 413322
Version: 1, Version Date: 17/12/2004

SANITARY PLUMBING AND DRAINAGE

Every application for sanitary plumbing and drainage work including all stormwater drainage shall be accompanied by a block plan or alternatively the plan may be incorporated on the site and building plan submitted.

Where any building is of two storeys or more, the plumbing layout shall be shown by a diagramatic elevation.

Scale of Fees — (including stormwater drainage)

Not exceeding	$100.00	$2.00
Exceeding	$100 but not $200.00	$3.00
Exceeding	$200.00 but not $400.00	$4.00
Exceeding	$400.00 but not $600.00	$5.00
Exceeding	$600.00 but not $800.00	$6.00
Exceeding	$800.00 but not $1,000.00	$8.00

Exceeding $1,000.00 — $8.00, plus $1.00 for every $200 or part thereof in excess of $1,000.00 — up to but not exceeding $20,000.00.

N.B.

In assessing the estimated cost of drainage works, all stormwater drainage connected to a Council service (i.e.) stormwater drain or street channel must be included.

The permit may be withheld if the information supplied is deficient or if the building project does not comply with the requirements of all relevant By-Laws, Acts or Regulations.

Masterprint 32253

Document Set ID: 413329
Version: 1, Version Date: 17/12/2004

7/5

Street No. 5 Anthony Pl File 8 84 Date 12-9-75

Nature of Work Dwelling Rec. No. 13715

Zone Res K 1 Lot 2 D.P. 10898 Sec

BUILDING PLAN REGISTER

Owner Bree Holdings

Address 140 Parsons Drive

Builder Self

Address

Value $16600

Area of bldgs sq. ft

Area of outbldgs sq. ft

Area of new work 93 sq. ft

Special requirements SSD

Inspections 8-9-75 footing & slab excavation 29-9-75 footing had been on ground since 8-10-75 framing 4-11-75 flood in 4-11-75 lining out 5-12-75 nearly finished 22-12-75 finished

Document Set ID: 413329
Version: 1, Version Date: 17/12/2004

715

x Wrigley
J8015JB

22nd August, 1975

Bree Holdings Limited,
6nA Nevada Drive,
NEW PLYMOUTH

Dear Sir,

Your application dated 11th August, 1975 for permission to erect a dwelling at house No. 5 Ambury Place, being Lot 2, D.P. 10898, has been examined and in accordance with the provisions of Clause 2.9.1 of Chapter 2, RCS 1980, I have to advise that because insufficient information has been supplied relative to Acts, Regulations and By Laws administered by Council, the issue of the required permit is withheld until the following information has been supplied by way of amendment or addition to the plans and specifications deposited.

As soon as the requirements scheduled below have been satisfactorily attended to the permit will be be issued within the time of fourteen (14) days as stipulated by the By Laws and subject to the required fees having been paid.

Building:

The building has been approved generally, but a permit cannot be issued until satisfactory details are submitted in accordance with the requirements set out in our letter of the 10th August, 1975, addressed to Bruce Henderson & Associates.

Council Officers will be pleased to assist at your earliest convenience.

Yours faithfully,

N.G. Harris,
CITY ENGINEER

Document Set ID: 413329
Version: 1, Version Date: 17/12/2004

B. HENDERSON
B.E., F.N.Z.I.E.
F.I.C.E., M.A.S.C.E
Reg. Engineer
Member Pacific Consultants

ASSOCIATE:
R. K. SCOTT
B.E., M.N.Z.I.C., Reg. Engineer

BRUCE HENDERSON & ASSOCIATES

CONSULTING ENGINEERS & INDUSTRIAL CONSULTANTS
Civil — Structural — Public Health — Foundation — Mechanical

NEW PLYMOUTH & TAUMARUNUI
NEW ZEALAND

ASSOCIATE FIRMS
BRUCE WALLACE & ASSOCIATES
AUCKLAND, NEW ZEALAND
MELBOURNE & PERTH, AUSTRALIA

7/5

TAUMARUNUI in Association with
Withers & Bell, Regd. Surveyors, Manyaute Street
Telephone 7604 P.O. Box 51

NEW PLYMOUTH
6 Young Street
Telephone 85-174
P.O. Box 657
Cable Address "ENGCONSULT"
Telex: NZ3916

OFFICE OF ORIGIN NEW PLYMOUTH

All correspondence is to be addressed to the Practice and not to individuals

Office Copy

27 August 1975

Breck Holdings Ltd,
C/- Mr V.I. Mewell,
40A Nevada Drive,
NEW PLYMOUTH.

c.c. The City Engineer
New Plymouth City Council
Private Bag
NEW PLYMOUTH

Attention Mr Dobson

Dear Sir,

House at Lot 2, Ambury Place Project 2633

As requested we carried out a further foundation investigation at the site of the above house on 12/8/75. This investigation was done following bulk excavation as per Note 4 on our Drawing 2633-04.

The investigation reveeled that the front half of the house (that portion of the house on normal pile foundations) is sited on approximately 0.6 metres of fill overlying natural brown ash. At the rear in the basement area approximately half of the basement is on solid and the remaining half on fill. The maximum depth of fill at the north-east corner of the basement is approximately 1.8 metres.

This section now part of the Specification

On the front portion of the house the foundations are to be taken down 300mm into the natural brown ash underlying the fill. In the basement area 0.4m diameter concrete piles are to be placed at 1.8m centres under the footing to the basement concrete block wall. These piles are to extend a distance equal to half a depth of the fill into the natural ground beneath the fill, and are to be reinforced with one 16mm diameter rod. This rod is to extend up into the foundations and be turned at right angles into the foundations a distance of 300mm. No piles need to be placed under the basement walls where natural brown ash has been exposed.

We found some errors on our Drawing 2633-03 and we enclose herewith two copies of Drawing 2633-04 on which these errors have been corrected. This drawing now supercedes 2633-03. Two copies of Drawing 2633-04 have been given to the New Plymouth City Council to replace those originally lodged by you for a permit.

Yours faithfully,
BRUCE HENDERSON & ASSOCIATES

R.K. SCOTT

encl 2 copes Drawing 2633-04
RKS:CS

Office Copy

Document Set ID: 413329
Version: 1, Version Date: 17/12/2004

2/5 8 34

SPECIFICATION OF LABOUR & MATERIALS

Required in the Erection of dwelling at Ambary Place
for ~~[illegible]~~ Prec Holdings

Contractor's Conditions: The Contractor shall perform this work in a thorough tradesmanlike manner and in all respects in accordance with the drawing and specifications of the owner.

Workers' Compensation: The Contractor shall insure against all claims for damages arising from accident to workmen by proper and sufficient Accident Insurance. Contractor to take out Builders' Risk Policy against Fire.

Payments: At the rate of 75% of work done. Balance thirty-one days after completion of Contract.

Permits: Contractor shall get all necessary permits for a complete job.

Foreman's Note: All trades refer to Addendum. These Specifications shall comply at all times with N.Z.S.S. Specifications and Local By-Laws including the 1960 Code.

Concrete: All concrete shall be composed of six parts clean shingle to one part cement, thoroughly mixed.

Timber: All timber to comply to the N.Z.S.S. No 109 or variations approved by Borough Engineer Corporation, but to be generally as follows:-

Sub Floor — Treated pine
Framing Timbers — " "
Exterior Finishing Timbers — " "
Interior Finishing Timbers — " "
Cupboard Fittings etc. — " "
Flooring Timbers — Particle board

Excavations: Excavate to solid clay for all foundations, piles, sewer, drains and trenches to be true and even.

Site Clearance: Clear vegetation from site. Remove timber waste from under building.

Piles: Piles shall be 6" x 6" precast concrete with wires embedded. Piles shall project at least 12" above ground and to be set in 12" x 12" x 6" concrete pads. They shall be spaced 4'6" in rows up to 6'6" apart.

Foundations: Reinforced concrete as per plan

Porches & Steps: Walls to be 4" thick concrete on 12" x 6" footings. Porch floors to be 4" thick reinforced with heavy wire mesh or ⅜" R.M.S. rods at 15" centres. Steps to be formed of concrete and treads to be at least 11" and risers not more than 7".

Dampcourse: Lay Malthold Damp course between concrete and Timber Bearings.

Document Set ID: 413329
Version: 1, Version Date: 17/12/2004

7/5

Drainlayer: Lay all sewer drains in 4" first quality E.W. pipes to uniform level, and properly jointed in rubber rings. Provide and fix all necessary fittings, to complete drains in accordance with Local Body requirements.

Heating:

Ventilation: 12" x 6" vents at 6' centre and 2' 6" from corners.

Insulation:

Bricklayer: Allow the P.C.sum of for

C.

Solid Plasterer: Base wall, porches, steps to be plastered.

C O N S T R U C T I O N :

Bottom Plates & Sleepers: To be 4 x 2 & 4 x 3 respectively and wired or bolted to foundations and scarfed and halved.

Wall Plates: To be 4 x 2 scarfed at joints and angles and to have 2 - ⅝" holes between each stud and with crossed galvanised nails on top of bottom plate.

Joists: To be spiked together over sleepers.

Studs: To be 4" x 2" at not more than 18" centres. 3"x 2" Studs for minor non-bearing walls. 4"x 3" studs to openings over 5'.

Dwangs: 3 rows to each wall minimum size 3" x 2".

Braces: 6" x 1" cut flush with framing.

Lintels: 4 x 2 etc. According to N.Z.S.S. 1X.

Ceiling Joists: 4 x 2 at 20" centres and dwanged with 3 x 2.

Runners: 4 x 2 runners if over 8' width. 8 x 1 extra if over 12' width.

Rafters: 4 x 2 at 3' centres. Support with 4 x 2 under purline. Struts of 4 x 2 and collar ties of 6 x 1 to alternate rafters.

Purlins: 3 x 2 at 30" centres maximum.

Hips Ridges & Valley: To be 8 x 1.

Fascia Board: To be 6" x 1" grooved

Eaves & External Ceilings: To Be 3/16" asbestos

Eaves to be

External Wall Cover: To be of 'Pinex' weatherside

Document Set ID: 413329
Version: 1, Version Date: 17/12/2004

~~16mm~~ 35mm

BUILDING FILE

Code No. 7 / 5

Subject Dwg / Stove / Wall

No. Sheets 1

Permit No. c/s 8152
23207
23755

Date 12.9.75
3.8.82
17.2.83.

Document Set ID: 413324
Version: 1, Version Date: 20/12/2004

IF IN DOUBT – ASK

All dimensions to be checked on site

8/34

AMENDMENT

22 AUG 1975

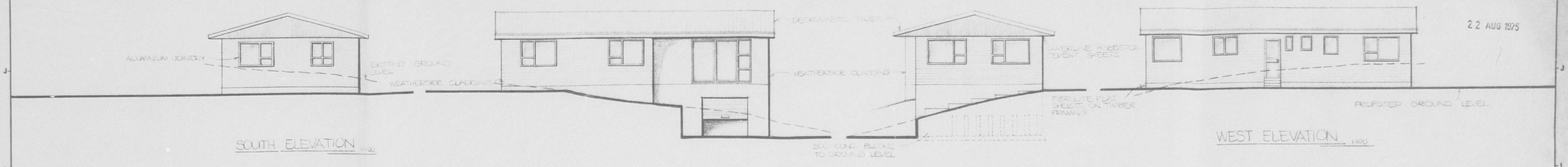

SOUTH ELEVATION 1:100

EAST ELEVATION 1:100

NORTH ELEVATION 1:100

WEST ELEVATION 1:100

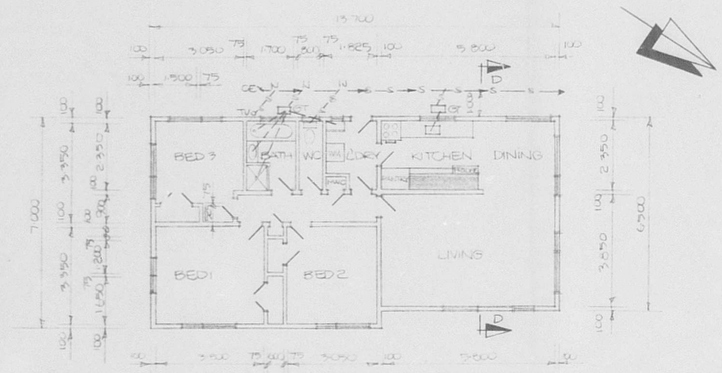

FLOOR PLAN 1:100

LEGEND	
GULLY TRAP	GT
INSPECTION JUNCTION	IJ
CLEANING EYE	CE
TERMINAL VENT P.V.C.	TV
100 MM GEN SEWER	—S—S—
WASTES	— — —

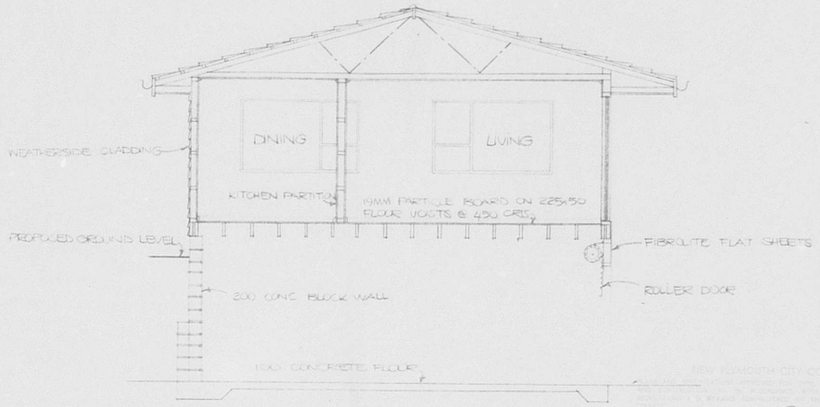

SECTION D-D 1:50

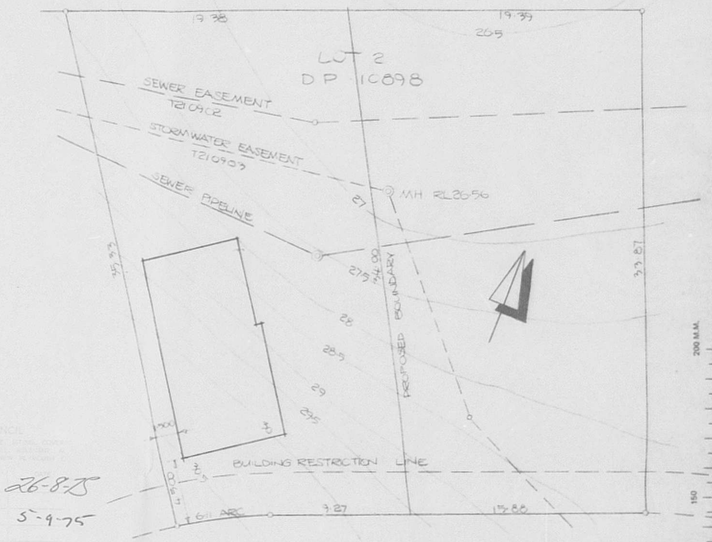

SITE PLAN 1:200

26-8-75

5-9-75

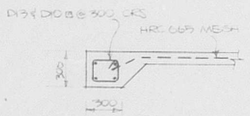

SECTION A-A 1:25

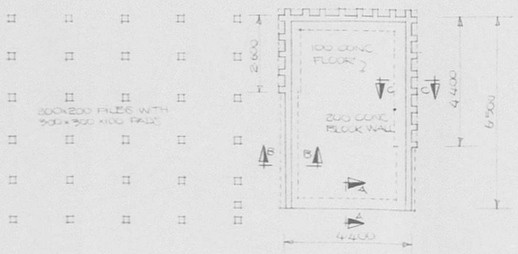

FOUNDATION PLAN 1:100

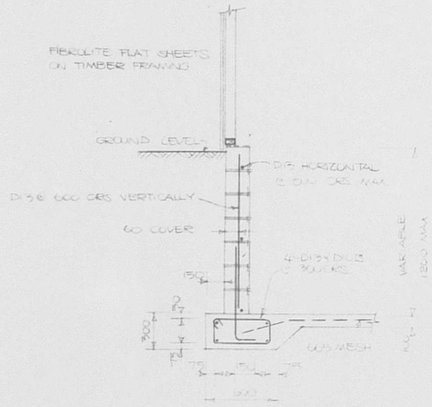

SECTION B-B 1:25

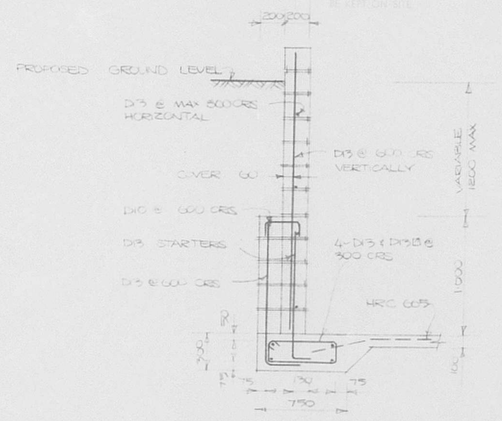

SECTION C-C 1:25

NOTES

1. COMPLY WITH ALL BYLAWS & REGULATIONS OF THE NEW ZEALAND GOVERNMENT & NEW PLYMOUTH CITY COUNCIL
2. TIMBER FRAMING ETC TO COMPLY WITH NZS 1900 CHAPTER 6.1
3. WORKMANSHIP FOR CONCRETE BLOCK TO COMPLY WITH THE RELEVANT CLAUSES OF NZS 1900, CHAPTER 6.2
4. GROUND UNDER BUILDING TO BE INSPECTED BY THE DESIGNERS FOLLOWING BULK EXCAVATION BEFORE TRENCHES EXCAVATED FOR FOUNDATIONS.

THIS DRAWING SUPERCEEDES 2633-02 & 03

metric design

BRUCE HENDERSON AND ASSOCIATES
CONSULTING ENGINEERS :: INDUSTRIAL CONSULTANTS
NEW PLYMOUTH and also Taumarunui NEW ZEALAND
P.O. BOX 667 TELEPHONE 86174 TELEX NZ3916

BREC HOLDINGS
HOUSE AT LOT 2
AMBURY PLACE

PLAN, ELEVATIONS & DETAILS.

DRAWN	GJK	SURVEYED		SCALES: AS SHOWN	REF: 2633-04
DESIGNED	RCW	F.B.	P.		
TRACED	GJK	L.B.	P.		
CHECKED		C.B.	P.		
APPROVED		DATE			

THIS DOCUMENT SHALL NOT BE REPRODUCED, COPIED, LOANED OR DISPOSED OF DIRECTLY, OR INDIRECTLY, NOR USED FOR ANY PURPOSE OTHER THAN THAT FOR WHICH IT IS SPECIFICALLY FURNISHED WITHOUT OUR PRIOR WRITTEN CONSENT

No.	Revisions	By Date	Appd. Date

Document Set ID: 413324
Version: 1, Version Date: 20/12/2004

No. 5 Sec. Lot 2 D.P. 10898

Address Ambury Place

DRAINAGE AND PLUMBING REGISTER

OWNER BREC HOLDINGS

ADDRESS 40A NEVADA DR.

BUILDER SELF

PLUMBER ANCHOR + ELLIS

DRAINLAYER "

8/34/75 PERMITS 3519

PLUMBING 1300-

DRAINAGE 400-

VALUE $1700 -

NATURE OF WORK Dwelling

DRAIN TESTED 25 / 11 / 75 PLUMBING PASSED 25 / 11 / 75

FALL AND DESCRIPTION Clean drainage. One drop on above then to sewer.

CIS 8152 —
Rec 13718 —

J.H.

Inspector.

Document Set ID: 396939
Version: 1, Version Date: 17/07/2003

DRAINAGE PLAN SCALE

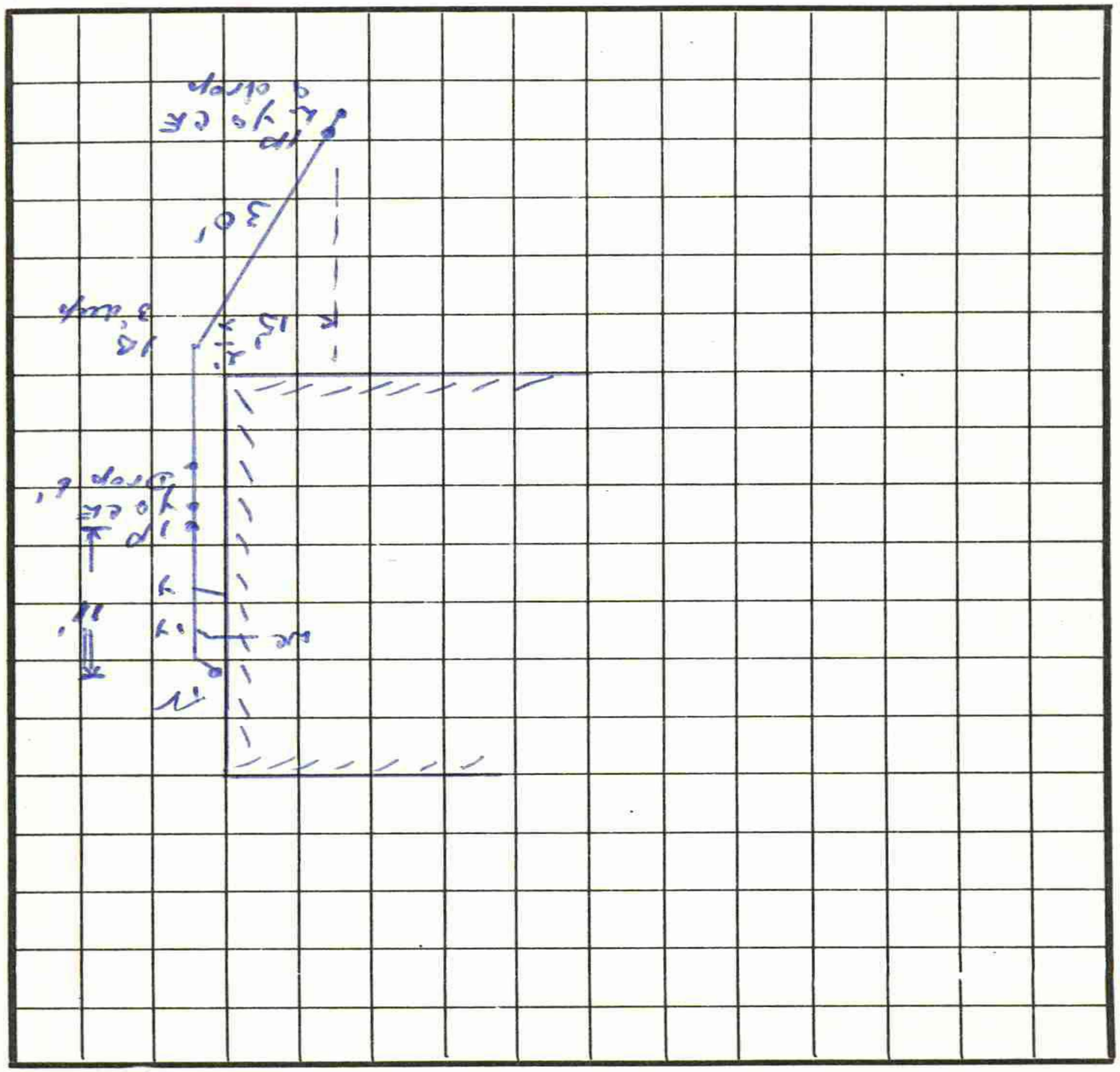

FRONTAGE 5 Ambury Place.

Masterprint 8958

Document Set ID: 396939
Version: 1, Version Date: 17/07/2003

12wm

BUILDING CONSENT

UNR 105898A

PROPERTY ID 007831

UNR 105898A

Document Set ID: 1587840
Version: 1, Version Date: 20/08/2014

007831

Te Kaunihera-ā-Rohe o Ngāmotu
NEW PLYMOUTH DISTRICT COUNCIL
newplymouthnz.com

Application No: UNR14/105898
Related Pim Application No: Parent

Date Received: 11/08/2014
Name: Blair Patrick SIMPSON
Address: 5 Ambury Place
NEW PLYMOUTH 4312

Legal No: LOT 1 DP 11855
Property ID: 7831

Category:

BCON Unrecorded Work Registration prior to 1992 - Car shed

		More info required	Applicant notified	Application correct
BC: **Approvals**:				12-8-14.
Engineer : Time:				
BWOF: if required	Yes			
Pool Fencing:	Yes			
PIM issue				
Other				

Amendments

Approved 12-8-14.

Not Approved _____

Document Set ID: 1587840
Version: 1, Version Date: 20/08/2014

COMPLIANCE CHECKLIST FOR MINOR WORK

	Location	Height in relation to boundaries	SIGNS	N/A	YES	NO	External Consultant
B1	Ground conditions.	Fill					
	Foundations.	Size.					
	Steel.	Size & placement.					
	Connections.	Bolting. Fixings.					
B2	Durability	Supports, fixings					
			WOODBURNER	N/A	YES	NO	External Consultant
	Position	Location marked on plans					
B1	Structure	Seismic restraint					
B2	Durability	5 / 15 year.					
C	Outbreak of fire	Inbuilt/chimney Freestanding					
		Fire box opening sizes.					
		Hearth sizes					
		Chimney size					
F7	Warning system	Smoke alarms					
G12	Water supply	Wetback Temp / valve Cyl. /height					
			DEMOLITION	N/A	YES	NO	External Consultant
	Site	Location shown on plans					
	Old effluent tank on site	Fill or remove					
			SEWER CONNECTION	N/A	YES	NO	External Consultant
	Location	Check site plan for entry point					
		Pipe size					
		Not over boundary					
			MINOR PLUMBING INTERNAL	N/A	YES	NO	External Consultant
	Location						
	Pipe sizing						
	Length						
	vent						
G13	System						
NZ 3500	System						
G12	Water supply						

IMPORTANT NOTE: This is a guide and check list for office use or on-site by people who have ready access to & are familiar with the Approved Documents and the various Standards & Publications to which they refer.

Document Set ID: 1587840
Version: 1, Version Date: 20/08/2014

ENGINEER COMMENTS

	Signed		Date
Approved:			
B1 Structure:			
B2 Durability:			
Further Information Required:			

Building Consent comments

Signed: Date:

SUPPLEMENTARY INFORMATION RECEIVED

Signed	Date

Te Kaunihera-ā-Rohe o Ngāmotu
NEW PLYMOUTH DISTRICT COUNCIL
newplymouthnz.com

When replying please quote: DM1585250 - UNR14/105898
Property ID: 7831

12 August 2014

Blair Patrick SIMPSON
100 Heta Road
NEW PLYMOUTH 4312

Dear Blair

REGISTRATION OF UNPERMITTED OR UNRECORDED BUILDING WORK – 5 AMBURY PLACE, NEW PLYMOUTH

This letter confirms that the New Plymouth District Council received your registration of unpermitted or unrecorded building work of creation of car shed on 12/8/2014.

Please be aware that this registration is not a building consent. The Council only accepts the lodgement of plans and other building information for record purposes – no site inspection will be carried out and no report or confirmation as to the integrity of the building work will be provided by the Council.

Yours faithfully

Damien Morresey
Building Consents Officer

Liardet Street, Private Bag 2025, New Plymouth 4342, New Zealand
Phone: 06-759 6060, Fax: 06-759 6072, Email: enquiries@npdc.govt.nz
BCUNRECWK, Jun 11 V1

TARANAKI like no other

Document Set ID: 1587840
Version: 1, Version Date: 20/08/2014

DM807002

DOMESTIC/FARM

Unrecorded/Unpermitted

Owners Name(s): Simpson

(Car Shed)

Total Value:

Total Base Fee: $57-00

B Research Levy:

DBH Levy:

Accreditation Fee:

Total: $57-00

Paid $57-00

Receipt No 439332

To be invoiced Yes No

Signature

Development contributions may apply to some projects

Sheryl

11 AUG 2014

New Plymouth District Council

2-40pm

NEW PLYMOUTH DISTRICT COUNCIL
newplymouthnz.com

Application for Registration of Unpermitted or Unrecorded Works

(for building work done prior to July 1992)

What is Registration of Unpermitted or Unrecorded Works?

For ***work carried out prior to July 1992***, the council will only accept the lodgement of plans and other building information for the record. To have these documents lodged on record, customers should complete this form.

No site inspection will be carried out and no report or confirmation as to the integrity of the building work will be provided by the council. An administration fee applies for the costs of lodgement and processing of documentation.

1. Property details

1a. Site address (Specify unit/level number, location of building within site/block number, building name and street name): 5 Ambury Place, New Plymouth

1b. Legal description: Lot 1 DP 11855

1c. Rapid number:

2. Property owner details

2a. Name: Blair Simpson

Contact person (If owner is a corporation, partnership or trust):

Postal address: 100 Heta Rd, New Plymouth

Contact numbers: Phone ( ) ; Mobile 0273462140 ; Fax ( )

Email:

11 AUG 2014
New Plymouth District Council
2.45pm

3. Applicant details

3a. I am the: ☑ Property owner (As stated on section 2, Proceed to 3b) ☐ Lessee (Provide details below) ☐ Agent (Authorised by owner/lessee, Provide details below)

Name: Blair Simpson

Postal address: 100 Heta Rd, New Plymouth

Contact numbers: Phone ; Mobile 0273462140 ; Fax

Email:

3b. Preferred means for formal correspondence: ☑ Mail ☐ Email ☐ Fax

Please turn over

OFFICE USE ONLY

Date received	11/8/14	File Ref	RG-02-10-03	Scale Code	Unr	Application #	BC/14/105898
Received by		Document #		Planning/EH requirements?	Y / N	Receipt #	439332
Property ID	7831	Land ID	39541	Relevant planning/EH forms provided? To council/customer	Y / N	Amount paid	$57-00

Liardet Street, Private Bag 2025, New Plymouth 4342, NZ. Telephone 06-759 6060, Fax 06-759 6072, Email enquiries@npdc.govt.nz, Website www.newplymouthnz.com

© New Plymouth District Council 2009

Document Set ID: 1587840
Version: 1, Version Date: 20/08/2014

4. Description of building work and use

4a. Description, e.g. garage, deck, dwelling, shop, plumbing and drainage

Gar Shed

4b. Type of work

- ○ New building
- ✓ Alteration
- ○ Log fire
- ○ Addition
- ○ Relocation
- ○ Plumbing and drainage only
- ○ Demolition/removal
- ○ Re-pile existing building

4c. Category of work

- ✓ Residential
- ○ Outbuilding/ancillary
- ○ Milking shed
- ○ Commercial/ industrial/ community
- ○ Replacement or upgrade of on-site waste disposal (septic tank)

4d. Total floor area affected by building work 18 sqm m^2

5. Attachments

The following plans and specifications are attached to this application:

- ✓ **Two full sets** of plans and specifications. Refer acceptance checklist.
- ✓ **PLUS one site/location** plan showing complete floor area (m^2) and cladding elevations.
- ○ Sufficient dimensions need to be shown to fix the location of the building work relative to site boundaries and existing buildings.
- ○ Any projection or encroachment over a road or public place.
- ○ The location of existing and proposed stormwater and/or sewer services, easement or wells.
- ○ Details of any buildings or sites which are of cultural or historic significance.
- ○ Elevations and cross sections of the building work
  (These need to show the existing group lines and intended site works. The critical ground lines are at the foundations and the boundary. High-density unit developments and large houses may also require actual ground levels and floor levels to be stated and a datum reference to be fixed.)
- ○ Report on the condition of the building by an engineer, building surveyor or other independent professional.

6. Applicant declaration

I accept that I have lodged this registration with New Plymouth District Council for inclusion in the building records system, and that it will be used in accordance with building record procedures.

As such, I believe the information I have lodged is a true and accurate record of the building work subject to this registration and may be relied upon by other users.

B Simpson — Signature

11/8/14 — Date

B Simpson Blair Simpson — Name (print clearly)

11 AUG 2014
New Plymouth District Council

© New Plymouth District Council 2008

Document Set ID: 1587840
Version: 1, Version Date: 20/08/2014

REGISTRATION OF UNAUTHORISED/UNRECORDED WORKS

As the work detailed on this registration has already been constructed, this is not a Building Consent. Registration does not imply complete compliance with the Building Code but is a record that the work is considered to be safe & sanitary based on the information received and collected.

Authorised Officer ..... Date 12-8-14

UNR 14/105898 11/8/14

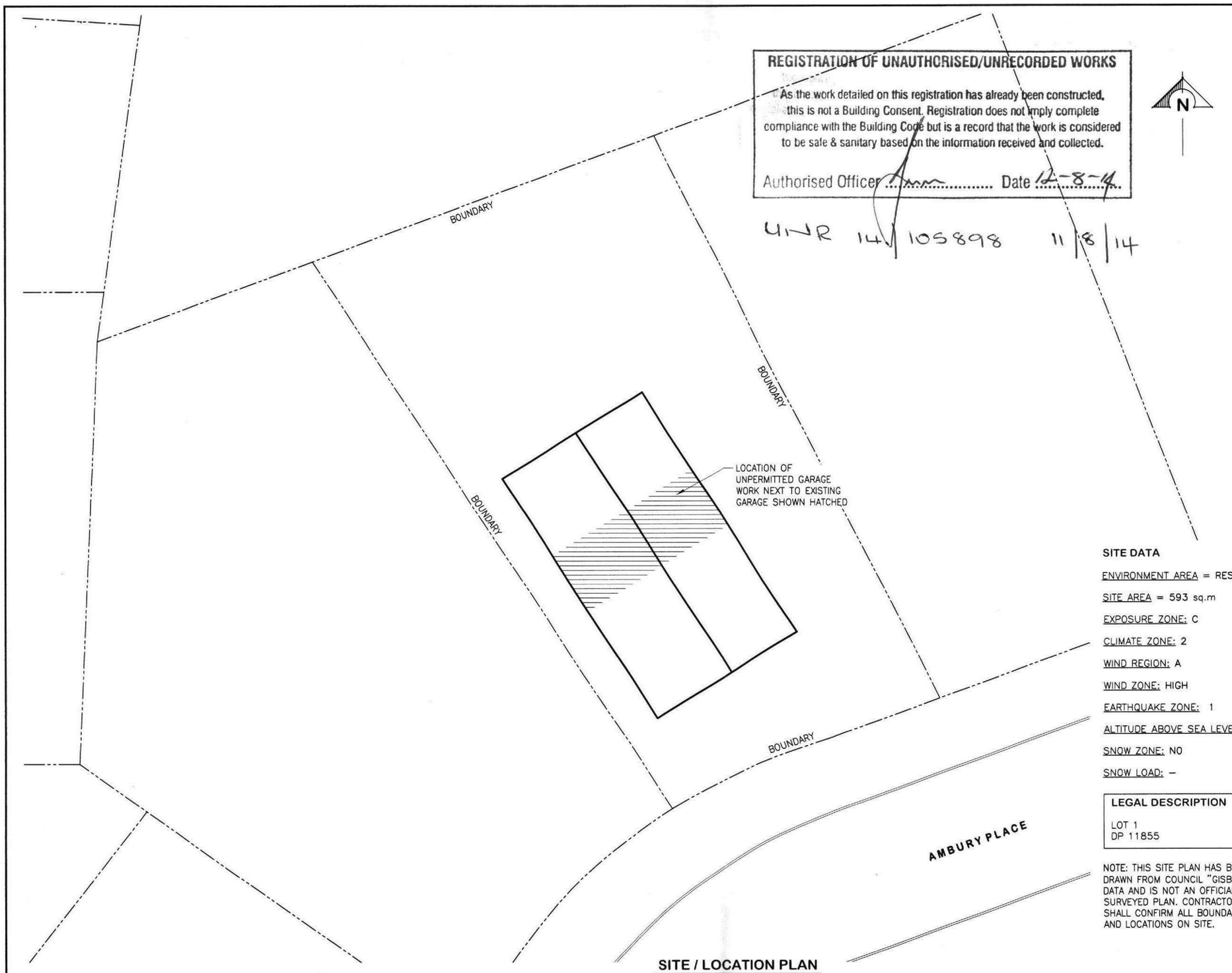

SITE / LOCATION PLAN

SCALE 1:200

SITE DATA

ENVIRONMENT AREA = RES. A

SITE AREA = 593 sq.m

EXPOSURE ZONE: C

CLIMATE ZONE: 2

WIND REGION: A

WIND ZONE: HIGH

EARTHQUAKE ZONE: 1

ALTITUDE ABOVE SEA LEVEL: 39m

SNOW ZONE: NO

SNOW LOAD: –

LEGAL DESCRIPTION

LOT 1
DP 11855

NOTE: THIS SITE PLAN HAS BEEN DRAWN FROM COUNCIL "GISBOOST" DATA AND IS NOT AN OFFICIAL SURVEYED PLAN. CONTRACTOR SHALL CONFIRM ALL BOUNDARIES AND LOCATIONS ON SITE.

ISSUE	AMENDMENT	DATE	BY
0	AS BUILT ISSUE	11.08.14	KF

COPYRIGHT:
THIS DOCUMENT AND THE COPYRIGHT IN THIS DOCUMENT REMAIN THE PROPERTY OF TSE TARANAKI & ASSOCIATES LIMITED. THE CONTENTS OF THIS DOCUMENT MAY NOT BE REPRODUCED EITHER IN WHOLE OR IN PART BY ANY MEANS WHATSOEVER WITHOUT THE PRIOR WRITTEN CONSENT OF TSE TARANAKI & ASSOCIATES LIMITED.

CONTRACTORS TO:
VERIFY ALL DIMENSIONS AND CHECK ALL LEVELS ON SITE BEFORE COMMENCING ANY WORK; REFER TO FIGURED DIMENSIONS; REFER ANY DISCREPANCIES TO THE DRAWING OFFICE; CHECK THAT ALL WORKMANSHIP AND MATERIALS CONFORM WITH THE BUILDING ACT 2004 & THE NEW ZEALAND BUILDING CODE.

Tse Taranaki & Associates Limited
STRUCTURAL & CIVIL ENGINEERS
148 Powderham Street - PO Box 237
New Plymouth 4340
06 758 8390 - tse@tsetaranaki.co.nz
www.tsetaranaki.co.nz

PROJECT TITLE

SIMPSON RESIDENCE
GARAGE UNPERMITTED WORK
5 AMBURY PLACE
NEW PLYMOUTH

READ ALL CONSTRUCTION NOTES WITHIN THIS SET OF DOCUMENTS

SHEET CONTENTS

SITE / LOCATION PLAN

Drawn	KEVIN FARLEY	JULY 2014
Design	FRANK KERSLAKE	JULY 2014
SCALE A3	1:200	
ISSUE	0	
SHEET No.	A1.01	
JOB No.	3952-049	

AS BUILT

11th AUGUST 2014

Document Set ID: 1587840
Version: 1, Version Date: 20/08/2014

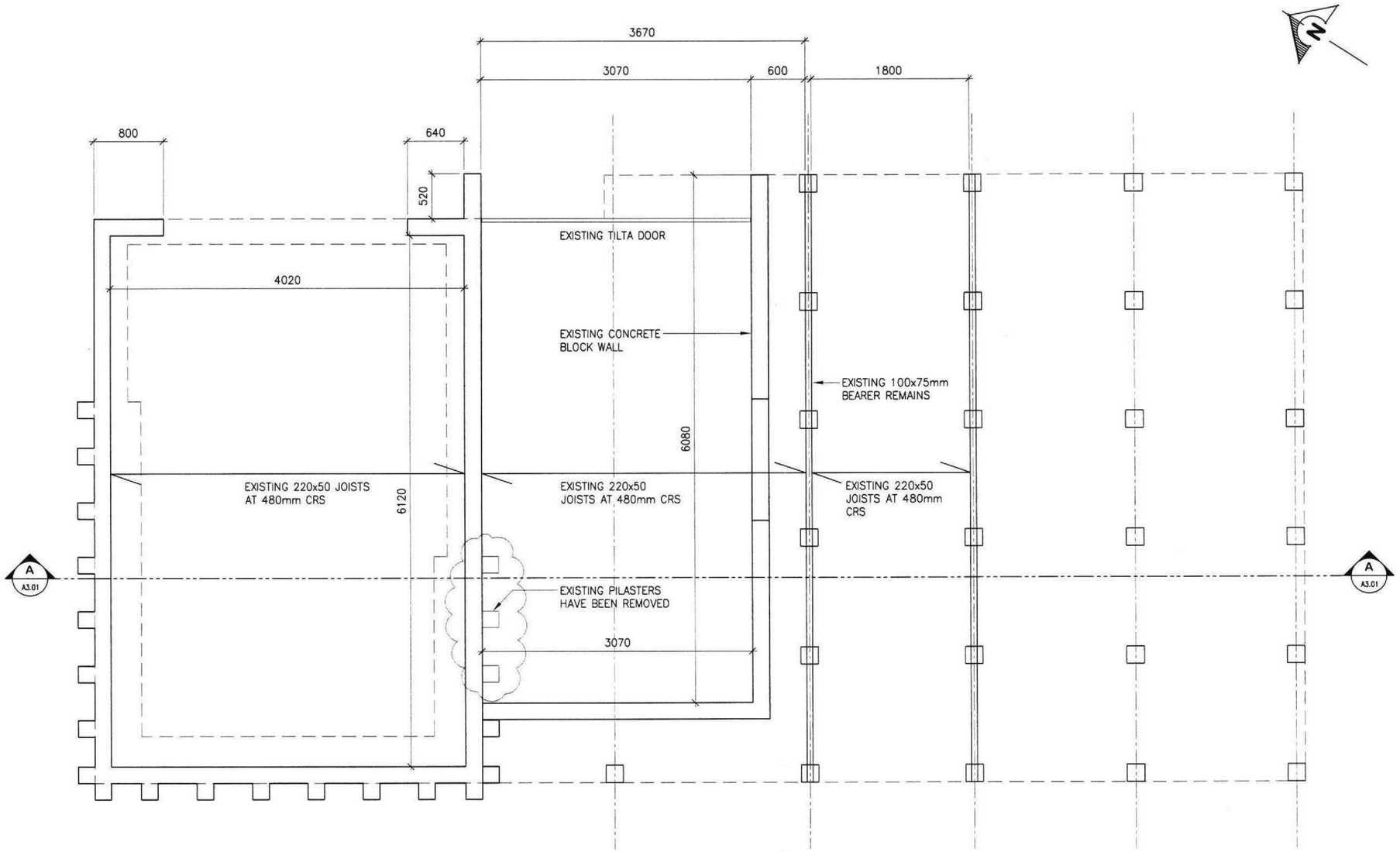

AS BUILT FLOOR PLAN

SCALE 1:50

ISSUE	AMENDMENT	DATE	BY
0	AS BUILT ISSUE	11.08.14	KF

COPYRIGHT:
THIS DOCUMENT AND THE COPYRIGHT IN THIS DOCUMENT REMAIN THE PROPERTY OF TSE TARANAKI & ASSOCIATES LIMITED. THE CONTENTS OF THIS DOCUMENT MAY NOT BE REPRODUCED EITHER IN WHOLE OR IN PART BY ANY MEANS WHATSOEVER WITHOUT THE PRIOR WRITTEN CONSENT OF TSE TARANAKI & ASSOCIATES LIMITED.

CONTRACTORS TO:
VERIFY ALL DIMENSIONS AND CHECK ALL LEVELS ON SITE BEFORE COMMENCING ANY WORK; REFER TO FIGURED DIMENSIONS; REFER ANY DISCREPANCIES TO THE DRAWING OFFICE; CHECK THAT ALL WORKMANSHIP AND MATERIALS CONFORM WITH THE BUILDING ACT 2004 & THE NEW ZEALAND BUILDING CODE.

Tse Taranaki & Associates Limited
STRUCTURAL & CIVIL ENGINEERS
148 Powderham Street - PO Box 237
New Plymouth 4340
06 758 8390 - tse@tsetaranaki.co.nz
www.tsetaranaki.co.nz

PROJECT TITLE

SIMPSON RESIDENCE
GARAGE UNPERMITTED WORK
5 AMBURY PLACE
NEW PLYMOUTH

READ ALL CONSTRUCTION NOTES WITHIN THIS SET OF DOCUMENTS

SHEET CONTENTS

AS BUILT FLOOR PLAN

Drawn	KEVIN FARLEY	JULY 2014
Design	FRANK KERSLAKE	JULY 2014
SCALE A3	1:50	
ISSUE 0	SHEET No. A2.01	
JOB No. 3952-049		

AS BUILT

11th AUGUST 2014

Document Set ID: 1587840
Version: 1, Version Date: 20/08/2014

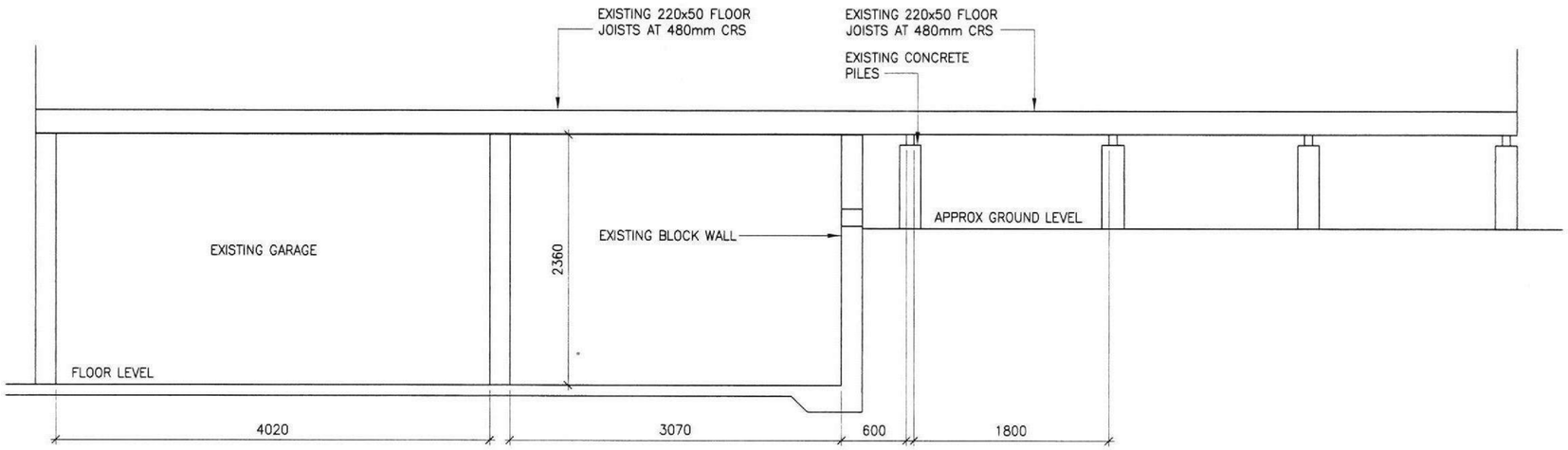

A-A
A2.01

AS BUILT CROSS SECTION

SCALE 1:50

ISSUE	AMENDMENT	DATE	BY
0	AS BUILT ISSUE	11.08.14	KF

COPYRIGHT:
THIS DOCUMENT AND THE COPYRIGHT IN THIS DOCUMENT REMAIN THE PROPERTY OF TSE TARANAKI & ASSOCIATES LIMITED. THE CONTENTS OF THIS DOCUMENT MAY NOT BE REPRODUCED EITHER IN WHOLE OR IN PART BY ANY MEANS WHATSOEVER WITHOUT THE PRIOR WRITTEN CONSENT OF TSE TARANAKI & ASSOCIATES LIMITED.

CONTRACTORS TO:
VERIFY ALL DIMENSIONS AND CHECK ALL LEVELS ON SITE BEFORE COMMENCING ANY WORK; REFER TO FIGURED DIMENSIONS; REFER ANY DISCREPANCIES TO THE DRAWING OFFICE; CHECK THAT ALL WORKMANSHIP AND MATERIALS CONFORM WITH THE BUILDING ACT 2004 & THE NEW ZEALAND BUILDING CODE.

Tse Taranaki & Associates Limited
STRUCTURAL & CIVIL ENGINEERS
148 Powderham Street - PO Box 237
New Plymouth 4340
06 758 8390 - tse@tsetaranaki.co.nz
www.tsetaranaki.co.nz

PROJECT TITLE

SIMPSON RESIDENCE
GARAGE UNPERMITTED WORK
5 AMBURY PLACE
NEW PLYMOUTH

READ ALL CONSTRUCTION NOTES WITHIN THIS SET OF DOCUMENTS

SHEET CONTENTS

AS BUILT CROSS SECTION

Drawn	KEVIN FARLEY	JULY 2014
Design	FRANK KERSLAKE	JULY 2014
SCALE A3	1:50	
ISSUE	0	
JOB No.	3952-049	
SHEET No.	A3.01	

AS BUILT

11th AUGUST 2014

Document Set ID: 1587840
Version: 1, Version Date: 20/08/2014