move.

council records

28A & 28B mclean street
strandon

Statement of Passing Over:

This information has been supplied by the vendor or the vendor's agents and move (powered by ownly Ltd licensed REAA 208) is merely passing over this information as supplied to us. We cannot guarantee its accuracy as we have not checked, audited, or reviewed the information and all intending purchasers are advised to conduct their own due diligence investigation into this information. Where you have been supplied with a Council Property File or a LIM Report, please note there may be matters relating to pre-1992 consents or permits in this file which may need further investigation in order to determine their relevance. To the maximum extent permitted by law we do not accept any responsibility to any party for the accuracy or use of the information herein.

- Natural Source
- Treatment Plant
- Pumpstation
- Storage Unit
- Hydrant
- Manhole
- Alert Valve
- Air Valve
- Non-Return Valve
- Standard Valve
- Manifold Valve
- Backflow
- Meter
- Restricted Flow
- Wellup
- Inlet
- Outlet
- Soakhole
- End Point
- Node
- Misc Point
- Trunk
- Rise
- Main
- Lateral
- Open Drain
- Stream
- Overland Flow Path
- Misc Polygon
- Proposed Bund and Ponding Areas
- Storm Water Mgmt Plan

Yellow = Privately Owned

Grey = Out of Service/Closed

Stormwater

Water Supply

Waste Water

Te Kaunihera-ā-Rohe o Ngāmotu
New Plymouth District Council

COPYRIGHT: Cadastral information sourced from Land Information New Zealand data. Crown Copyright Reserved.

DISCLAIMER: NPDC assumes no responsibility for the completeness or accuracy of the data displayed on the plot. To be used for indicative purposes only.

HORIZONTAL DATUM
New Zealand Geodetic Datum 2000

MAP PROJECTION
New Zealand Transverse Mercator

0 5 10 20
m

MILES Print Map

Date: 11/11/2024

1:282

16mm 35mm

BUILDING FILE

Code No. 340 / 28

Subject Two Rental Units

Room Exten

Permit No R14270

47785

Date 15-1-76

1-7-81

No. Sheets 14

Document Set ID: 404579
Version: 1, Version Date: 01/03/2006

340/28

NEW PLYMOUTH CITY COUNCIL

12 73

FOR OFFICE USE: File No. ..... Check Sheet No. 8569

Receipt No. 14270 Sewer Sheet No. 20

Date of Receipt 15.1.76 Zone Res R1

29 DEC 1975

TO THE CITY ENGINEER

Date 22nd December 75

APPLICATION FOR BUILDING PERMIT Lot No. 1

At (House No.) 28 McLEAN St. FITZROY D.P. 5403

For erection of TWO RENTAL UNITS Sec. No. 91

OWNER Mr G. R. FEAVER ADDRESS 28 McLEAN ST. FITZROY

Proposed Use RENTAL FLATS

Foundation CONCRETE Walls Exterior - Conc Blocks Interior Lockwood Roof Ribline Galv Iron

AREA of Site

AREA of existing buildings

AREA of existing accessory buildings

AREA of Building in application

Builder Owner (H.L.F. Builders) Address 28 McLEAN ST FITZROY

Designer " Address "

Structural Eng. Alec Brodie. Address

Building Projects Authority Required Yes / ~~No~~ Supplied Yes / ~~No~~

		FOR OFFICE USE Corrected Value	Fees
Total Value of Building	$ 20700		
Sanitary Plumbing and Drainage	$ 2360		
Value of Building for Permit	$		
Water for Building			
Building Research Levy on	$		
Hoardings Mths @		TOTAL FEES BUILDING	

Starting Date January 76 Finishing Date FEBRUARY 76

NAME AND ADDRESS OF APPLICANT G. R. FEAVER 28 McLEAN ST. FITZROY

Phone 80523

Signature of Applicant G. R. Feaver

Signature of Owner G. R. Feaver

Document Set ID: 404579
Version: 1, Version Date: 01/03/2006

340/28

NEW PLYMOUTH CITY COUNCIL —CITY ENGINEER'S DEPARTMENT

APPLICATION FOR SERVICES, PLUMBING & DRAINAGE

Phone No: 80523

To the City Engineer

I wish to apply for permission to carry out the work described in the plans and specifications deposited herewith at:—

House No. 28 Street McLEAN St. FITZROY Lot No. 1 D.P. 5403

OWNER G. M. FREAUER Area of Site

ADDRESS 28 McLEAN St. FITZROY Signature of Applicant

Proposed Use FLATS Signature of Owner

VEHICULAR CROSSING

When Required

Proposed Existing ft. Position

L/Boundary to C/ Line

WATER CONNECTION

Size of Existing Connection 1/2"

Size of Requested Connection 3/4

Distance from L/Boundary

No. Units served Two

SEWER CONNECTION & (STORMWATER)

Size of Existing Connection 4"

Size of Requested Connection 4"

Distance from L/Boundary

Common Drain Yes / ~~No~~

Stormwater Disposal (specify) Soak Holes

PLUMBING AND DRAINAGE

Name of Registered Plumber / Drainlayer WETTON & STADDON

Value of Proposed Work Plumbing 2090

Drainage 350

Water Supply Materials P.V.C. ~~Copper~~ Galvanised ~~Iron~~

Drainage

Size of Existing Drainage

Size of Proposed Drainage

Other Works Proposed

Stormwater Disposal (specify) Sack Holes.

FOR OFFICE USE

File No. 12 73 Rec. No. 11270 Check Sht. No. 8569 FEES Sewer

23 DEC 1975 Water

Date Zone Res R1 Sewer Sht. No. 20 P & D

Veh. Crg.

Document Set ID: 404579
Version: 1, Version Date: 01/03/2006

340/25 DEC 1975

12 73

ALEXANDER BRODIE

B.E., M.Sc., F.N.Z.I.E.

REGISTERED ENGINEER

PHONE 89-112

CONSULTING ENGINEER

46 Frank Wilson Terrace
~~38 Carrington Street~~
NEW PLYMOUTH, N.Z.

10 December 1975

Mr G.A. Feaver
28 McLean Street
NEW PLYMOUTH

Dear Sir 28 MCLEAN STREET

Site investigations were carried out ~~on the~~ on the above section for two single storied concrete block units with a concrete slab floor.

A power drill opened up four test-bore holes. Cores were extracted with a thin walled sampling tube. The specimens so obtained were tested for bearing capacity of the soils, using a pocket penetrometer. (See Sketch Plan) The units straddle an ancient route of the Te Hemui Stream.

SOLUTION 1 Trench below load bearing walls to natural ash, or sand level, up to 5 feet to 6 feet in depth. Cast 15 inch wide concrete stepped footings. Erect load bearing and block walls thereon. Deep trenches MUST be shored in filled ground.

SOLUTION 2 Drill 16 inch diameter bore holes under load bearing and fire walls to from ash or to sand level and use cast-in-situ concrete piles at 4'6" maximum centres and cap with ground beams. Key piles to ground beams. Brick tor, bond beams, reinforcement, etc, as normal.

NOTE Ground water level is below sand level.

Strip turf, and cross-roll site with a heavily loaded twin-tyred truck. The filling has been in place at least forty years, but still should be test loaded and compacted in this manner under the concrete floor. This should be the first operation on the site.

Normal flat slab internal floor construction should then be reasonably satisfactory.

Yours faithfully

Alex. Brodie

ALEXANDER BRODIE
CONSULTING ENGINEER

NEW PLYMOUTH CITY COUNCIL
PLANS AND SPECIFICATIONS APPROVED FOR TYPE, USE, SITING, COVERAGE AND CONSTRUCTION IN ACCORDANCE WITH ALL RELEVANT ACTS, REGULATIONS AND BYLAWS ADMINISTERED BY THE NEW PLYMOUTH CITY COUNCIL

DATE

Document Set ID: 404579
Version: 1, Version Date: 01/03/2006

PROPOSED FLATS for G.A. FEAVER 34028

N° 28 McLEAN ROAD ST. 12 73

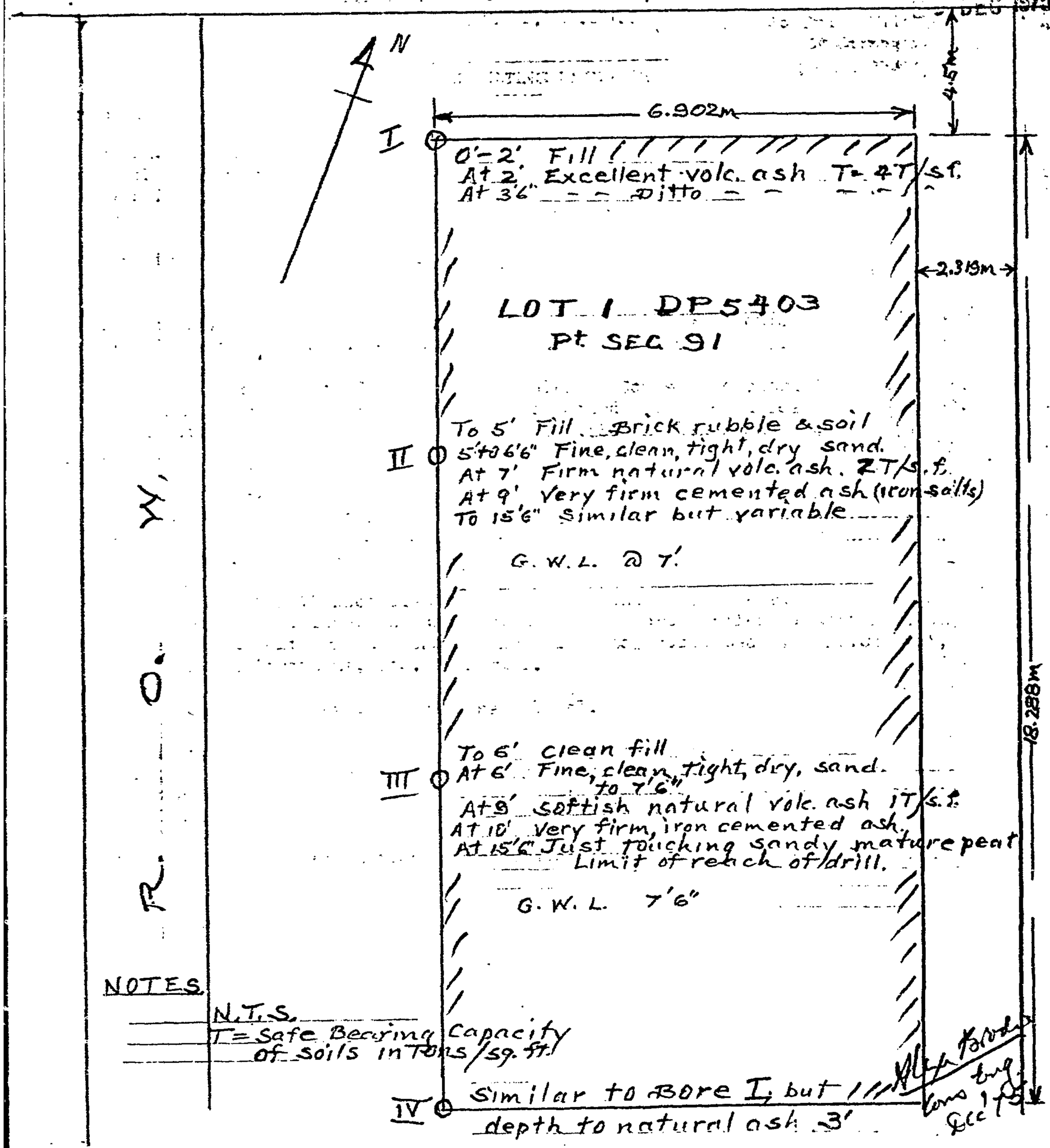

NOTES.

N.T.S.

T = Safe Bearing Capacity of soils in Tons/sq. ft.

NEW PLYMOUTH CITY COUNCIL

PLANS AND SPECIFICATIONS APPROVED FOR TYPE USE, SITING, COVERAGE AND CONSTRUCTION, AS IN ACCORDANCE WITH ALL RELEVANT ACTS REGULATIONS AND BY-LAWS ADMINISTERED BY THE NEW PLYMOUTH CITY COUNCIL.

	DATE
TOWN PLANNER	
PUBLIC HEALTH	
ENGINEER	

Document Set ID: 404579
Version: 1, Version Date: 01/03/2006

ATTACHMENT 340/202/73

13 JAN 1976

Specification plumbing + drainage to Two Rental Units for G & P. FEAVER.
28 McLean St N.P.
legal description being
Lot I, DP 5403.

Plumber.

Spouting + down pipes — Marley. P.V.C.
Taps, Sink + Bath Room — Crystaline
W/M + Tub Taps Combined
Tub stainless steel.
Sink stainless steel.
Shower Mixer — Monkham
Shower Rose. — Topless
2. Hose Taps.
90 litre HWC (Electric)
WC pans - Dux Cistern + cl. f. seat.
Bath plix — DB 12.
Hand Basin — WB 14
Shower Tray - stainless steel
Hot + Cold. water pipes - Copper ½"
Waste pipes Copper under floor - PVC above
12 metres. 4" Gew. Sewer pipe
12 metres ¾" P.V.C water main
Shower Lining Vynil
Roofing Tray Section

NEW PLYMOUTH CITY COUNCIL

PLANS AND SPECIFICATIONS APPROVED FOR TYPE, USE, SITING, COVERAGE AND CONSTRUCTION, AS IN ACCORDANCE WITH ALL RELEVANT ACTS, REGULATIONS AND BY-LAWS ADMINISTERED BY THE NEW PLYMOUTH CITY COUNCIL.

		DATE
TOWN PLANNING		
PUBLIC HEALTH		
BUILDING		
ENGINEER		

THESE PLANS AND SPECIFICATIONS ARE THE PROPERTY OF THE [illegible] AND MUST BE KEPT ON SITE.

Document Set ID: 404579
Version: 1, Version Date: 01/03/2006

340/28 12/73

AMENDMENT

13 JAN 1976

FIRE WALL Partition

SECTION A-A
B-B



WALL PIERS

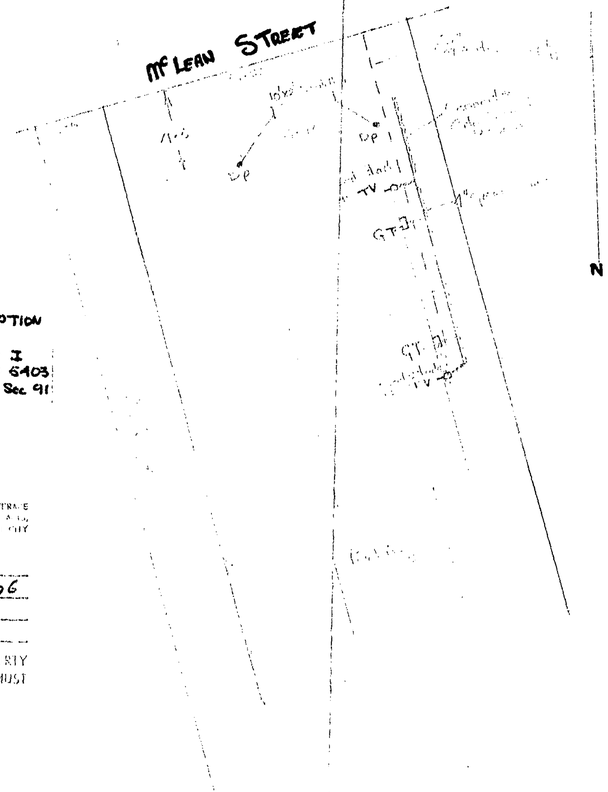

SITE DESCRIPTION

Lot I
DP 6403
pt Sec 91

NEW PLYMOUTH CITY COUNCIL

	DATE
TOWN PLANNER	
PUBLIC HEALTH	13-1-76
BUILDING	
ENGINEER	

THESE PLANS AND SPECIFICATIONS ARE THE PROPERTY OF THE NEW PLYMOUTH CITY COUNCIL AND MUST BE KEPT ON SITE.

AMENDMENT for 2 Units (RENTAL) for G+P FERVER
28 McLEAN St NEW Plymouth.

F.L.F Builders
DRAWN 11-1-76

NEW PLYMOUTH CITY COUNCIL

34012

CITY ENGINEER'S DEPARTMENT — **ASSESSED REQUIREMENTS**

File No. 5 74

Project: Room Exten. Check Sheet No. 21598

Owner: Mrs M M Collinson Sewer Sheet No. 20 Plotted: PC

Address: 28 McLean St (Flat B) Zone: Res R1

Lot No. 1 D.P. 11826 Sec. No. _____ Area of Site: _____

VETTING TO BE COMPLETED BY 22 May 1981

TOWN PLANNING

Designations

Area of Buildings

Coverage

Maximum Height

Front Yard

Relat. of Bldg. Size: (1) Rear Yard

(2) Side Yard

Open Space

Grassed Areas

Trees ✓

Building Lines & Street Widening

Parking

Access to Rear of Site

Accessory Buildings

Service Lanes & R.O.W.

Crossing Length

Gross Floor Area of Shops

Resid. Accom.

Levels of Site

Use of Yards

Loading

Screening

Amalgam. of Titles

Remarks:

SEE SECTION CARD

TOWN PLANNING		
~~SEW~~ SEWER		
WATER STORMWATER		

Reg 215.81 - Will come in on 322nd — ✓

Approved

Not Approved

Document Set ID: 404579
Version: 1, Version Date: 01/03/2006

340/28

S E R V I C E S

A: SEWER CONNECTION

Existing Service _____
Required Service _____
Location _____
Depth _____
Special Requirement _____
Common Drain _____
Fee $ _____

STORMWATER CONNECTION

_____
_____
_____
_____
_____
_____
Fee $ _____

FEE $ _____

B: WATER CONNECTION

Existing Service _____
Distance from L/Boundary _____
Distance: Main to Boundary _____
Boundary to Load _____
Required Service _____
Meter _____

Height above Datum _____

FEE $ _____

C: PLUMBING

	3	2	1	2	2	2	
No. Fittings	W.Cs	Baths	Basins	Sinks	Showers	Tubs	Others

Total Values _____
Supply Pipe Sizes _____ P.V.C. ☐ Copper ☐ Gal. Iron ☐
Backflow Prev. _____
Other Fittings _____
Estimated Value _____

Plumbing Fee _____

DRAINAGE

Existing _____ Required _____
Fittings Required _____
Common Drain _____
Septic Tank _____
Stormwater _____
Estimated Value _____

Drainage Fee _____

Total Estimated Value P. & D. $ ___ : __

FEE $ N/A

D: VEHICULAR CROSSINGS

Type of Footpath Concrete Condition Fair
Kerb & Channel _____
Existing Crossing _____
New Crossing 3.7 lin. Position _____
Strengthen Path Sq.Yds. _____ Level at Boundary _____

Prot No 4104

STREET WORKS FEE $ ~~264.00~~ NIL m.a. **DEPOSIT DAMAGE FEE** $:

Document Set ID: 404579
Version: 1, Version Date: 01/03/2006

340/28

REMARKS : CORRESPONDENCE : AGREEMENTS
SPECIFIC REQUIREMENTS

The expansion sits over a S.W. line. Care should be taken to avoid weight of the building being transferred on to the pipes.

Approved Orelson Fernando 28/5/81
Not Approved

Approved
Not Approved

Approved 29.5.81
Not Approved

Received 29-5-81

Approved
Not Approved

Not applicable

Approved
Not Approved

Vehicular Crossing
No fee required
M. Ives 1/7/81

Approved
Not Approved

E : HEALTH & BY-LAWS

340/33

Areas _____

Light _____

Ventilation _____

Remarks: _____

Approved OW 2/6/81

Not Approved _____

F: DANGEROUS GOODS

Domestic or Commercial _____

Storage Capacity & Location N/A

Licence Required _____ ~~Yes~~/No

Approved MC

Not Approved _____

G : BUILDING

Remarks:
Lateral stability is to be provided to the concrete block wall. The plans are to be amended to show this how lateral this will be achieved

FEES:		
Bldg.	2300 00	12- 00
Water Bldg.		
B.R.L.		
TOTAL		$ 12-00

Building Inspector _____ Approved 26/6/81

Not Approved _____

Specification: _____

Structural Engineer _____ Approved _____

Not Approved _____

Fire Service _____ Recommended _____

Not Recommended _____

VETTING TO BE COMPLETED BY 16. 6 .81

PERMIT NO. 47785

Approved _____

APPROVING ENGINEER

Not Approved _____

Document Set ID: 404579
Version: 1, Version Date: 01/03/2006

340/28

NEW PLYMOUTH CITY COUNCIL

5 74

FOR OFFICE USE: File No. ..... Check Sheet No. 21598

Receipt No. 1752 Sewer Sheet No. 20

Date of Receipt 1.7.81 Zone Ro RI

15 MAY 198

TO THE CITY ENGINEER Date 12-3-87

APPLICATION FOR BUILDING PERMIT Lot No. ..... D.P. .....

At (House No.) 28b McLean St Sec. No. .....

For erection of Room extension

OWNER Mr M. Collinson ADDRESS 28b McLean St

Proposed Use Sun room.

Foundation Concrete Walls Timber Roof Tiles.

AREA of Site .....

AREA of existing buildings ..... M^2

AREA of existing accessory buildings ..... M^2

AREA of Building in application ..... M^2

Builder L. J. Kilgour Address P.O. Box 435 NP.

Designer ..... Address .....

Structural Eng. ..... Address .....

Building Projects Authority Required Yes / No Supplied Yes / No

		FOR OFFICE USE Corrected Value	Fees
Total Value of Building	$ 5300		
Sanitary Plumbing and Drainage	$		
Value of Building for Permit	$		
Water for Building			
Building Research Levy on	$		
Hoardings Mths @			
		TOTAL FEES BUILDING	

Starting Date ..... Finishing Date .....

NAME AND ADDRESS OF APPLICANT L. J. Kilgour

P.O. Box 435 N.P. Phone 75791.

Signature of Applicant [signature]

Signature of Owner .....

Document Set ID: 404579
Version: 1, Version Date: 01/03/2006

15 MAY 1981 34028 74

Concrete Blocks To be extended from The existing Wall.
Timber frame To be 100×50 Lined with Lardboard & The exterior with 4.5mm Hardiflex
Ceiling To be Hardboard with fibreglass batts in cavity.

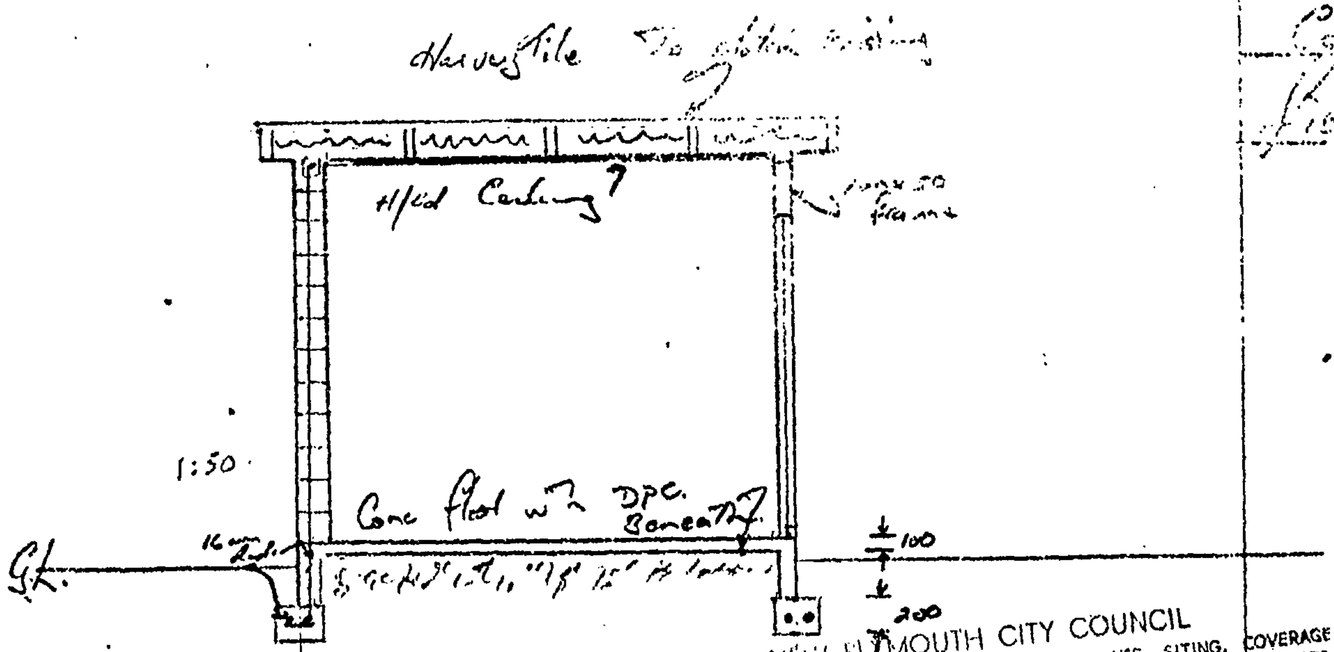

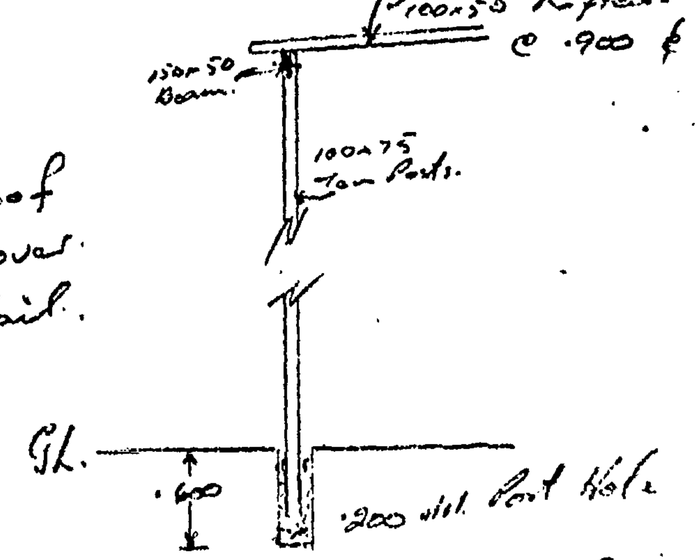

Novarese of Cover Detail.

NEW PLYMOUTH CITY COUNCIL

PLANS AND SPECIFICATIONS APPROVED FOR TYPE, USE, SITING, COVERAGE AND CONSTRUCTION, AS IN ACCORDANCE WITH ALL RELEVANT ACTS, REGULATIONS AND BY-LAWS ADMINISTERED BY THE NEW PLYMOUTH CITY COUNCIL.

DATE

TOWN PLANNING

PUBLIC HEALTH

BUILDING

ENGINEER

THESE PLANS AND SPECIFICATIONS MUST BE KEPT ON THE PROPERTY AND MADE AVAILABLE TO THE NEW PLYMOUTH CITY COUNCIL AUTHORITIES WHEN REQUIRED.

1:50.

Proposed room extension for Mrs M.M. Collinson at 28b McLean St N.P.

Document Set ID: 404579
Version: 1, Version Date: 01/03/2006

34028

5 74

15 MAY 198

1:100

Mosaic roof over Path

1200

2·400

·100·

Concrete Block Wall

2·800

200

100

400x400 Pilasters + Ground beam.
Contain 40 D12. Steel bars
R.C. Stirrups @ 600.

NEW PLYMOUTH CITY COUNCIL

PLANS AND SPECIFICATIONS APPROVED FOR TYPE, USE, SITING, COVERAGE AND CONSTRUCTION, AS IN ACCORDANCE WITH ALL RELEVANT ACTS, REGULATIONS AND BY-LAWS ADMINISTERED BY THE NEW PLYMOUTH CITY COUNCIL.

		DATE
TOWN PLANNING		
PUBLIC HEALTH		
BUILDING		16/1/81
ENGINEER		

THESE PLANS AND SPECIFICATIONS ARE THE PROPERTY OF THE NEW PLYMOUTH CITY COUNCIL AND MUST BE KEPT ON SITE.



Document Set ID: 404579
Version: 1, Version Date: 01/03/2006

340B8

5 74

15 MAY 198

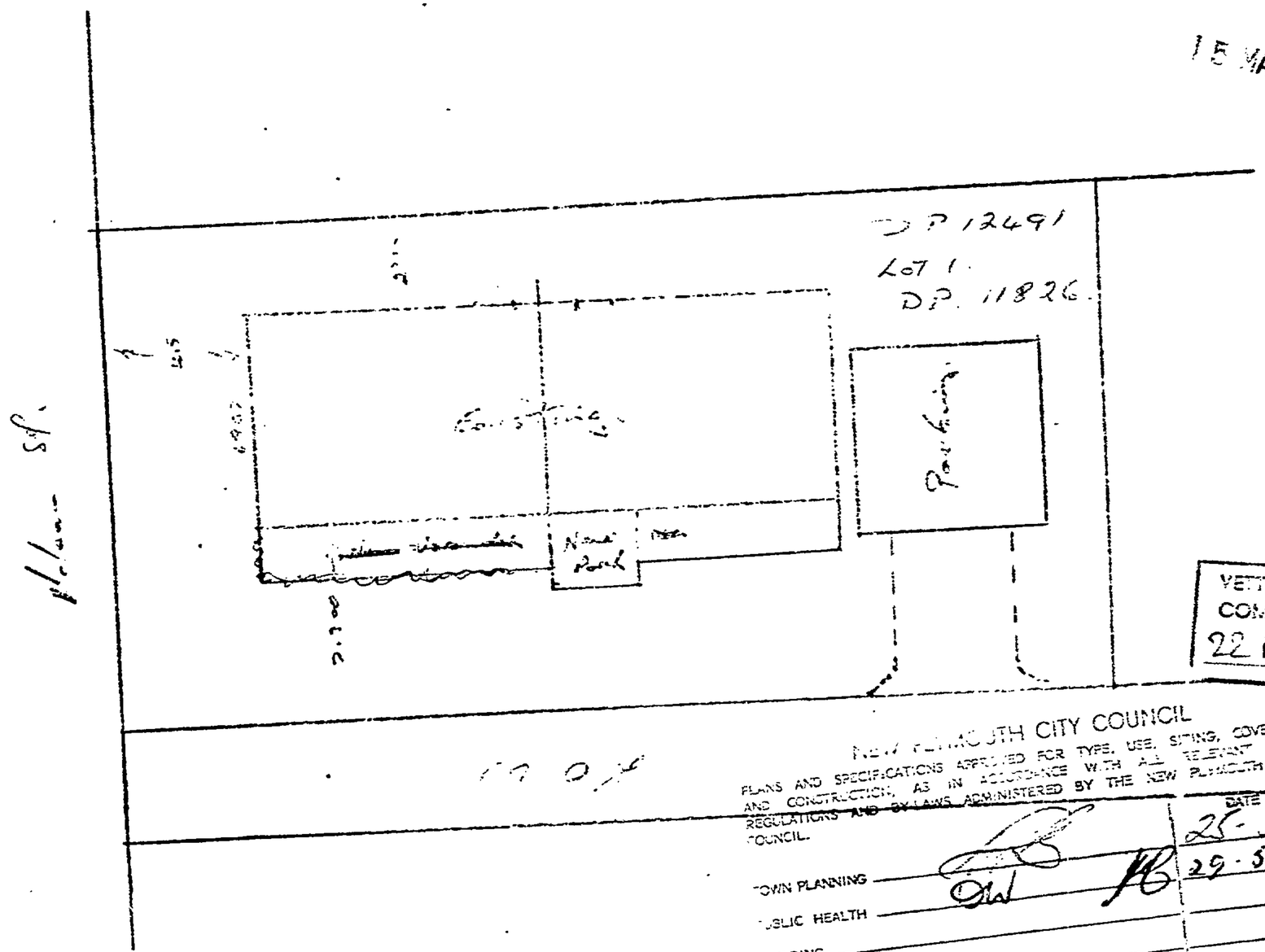

VETTING TO BE COMPLETED BY
22 MAY 1981

NEW PLYMOUTH CITY COUNCIL

PLANS AND SPECIFICATIONS APPROVED FOR TYPE, USE, SITING, COVERAGE AND CONSTRUCTION, AS IN ACCORDANCE WITH ALL RELEVANT ACTS, REGULATIONS AND BY-LAWS ADMINISTERED BY THE NEW PLYMOUTH CITY COUNCIL.

		DATE
TOWN PLANNING		25-5-81
PUBLIC HEALTH		29-5-81
BUILDING		
ENGINEER		

THESE PLANS AND SPECIFICATIONS ARE THE PROPERTY OF THE NEW PLYMOUTH CITY COUNCIL AND MUST BE KEPT ON SITE.

Document Set ID: 404579
Version: 1, Version Date: 01/03/2006

~~16mm~~ 35mm

BUILDING FILE

Code No. 340 / 28

Subject Two Rental Units

Room Exten

Permit No R14270

47785

Date 15-1-76

1-7-81

No. Sheets 1

Document Set ID: 404578
Version: 1, Version Date: 03/03/2006

340/28

12 73

DEC 1975





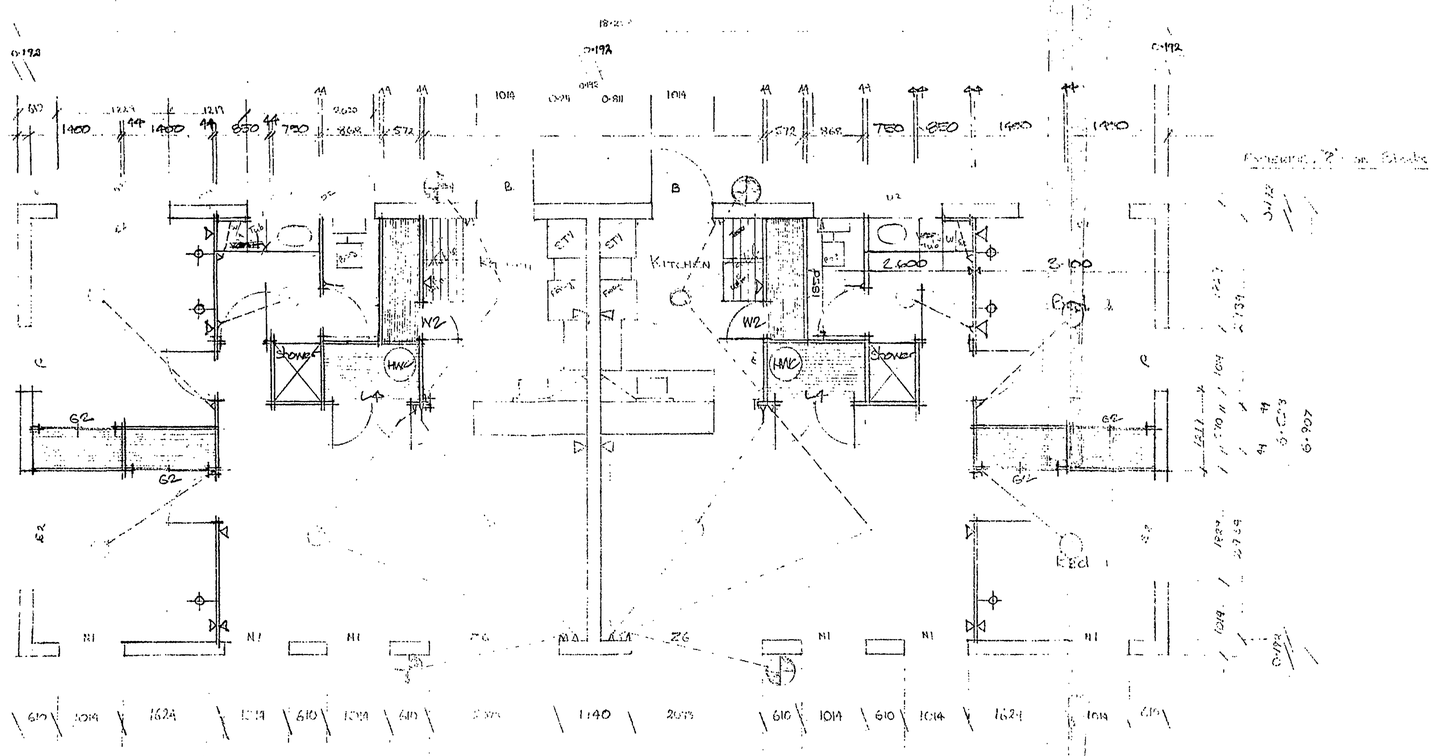

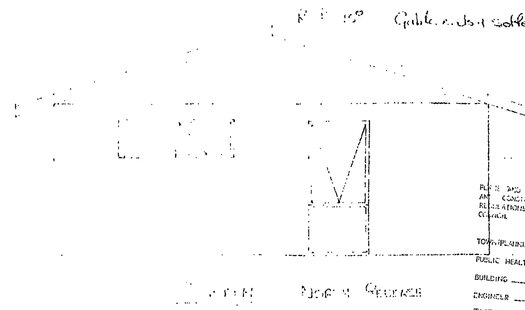

NEW PLYMOUTH CITY COUNCIL

TOWN PLANNING 5-1-76

PUBLIC HEALTH

BUILDING 13-1-76

ENGINEER 13-1-76

THESE PLANS AND SPECIFICATIONS ARE THE PROPERTY OF THE NEW PLYMOUTH CITY COUNCIL AND MUST BE KEPT ON SITE.

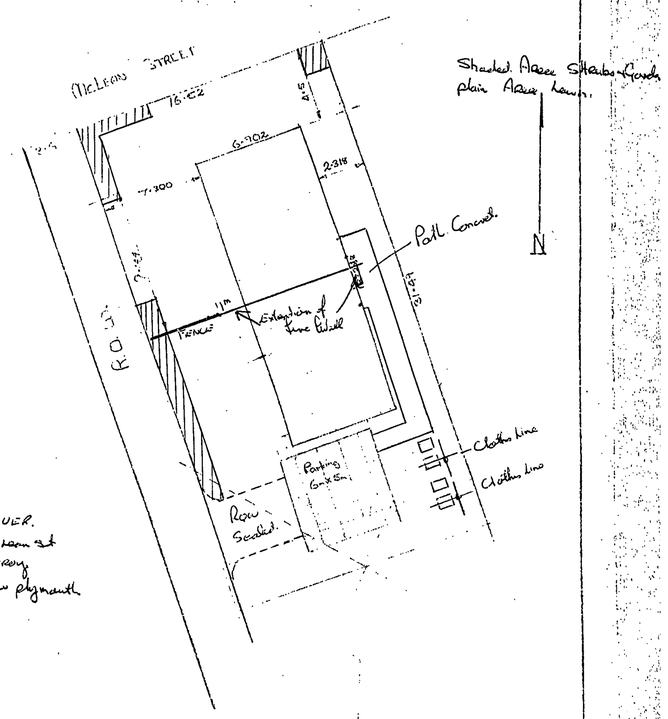

Shaded Areas Shrubs & Ground Cover
Plain Areas Lawn.

Lot 1
D.P. 5403.
Pl. Sec 91
G. H. FEAVER.
28 McLean St
Fitzroy
New Plymouth

feaver

Drawn & Arrangement by
G. H. Feaver.
28 McLean St.
N.P.

16mm 35mm

BUILDING FILE

Code No. 340 / 28

Subject Two Rental Units

Room Exten

Permit No R14270

47785

Date 15-1-76

1-7-81

No. Sheets 14

Document Set ID: 404577
Version: 1, Version Date: 01/03/2006

340/28

NEW PLYMOUTH CITY COUNCIL

12 73

FOR OFFICE USE: File No. ..... Check Sheet No. 8569

Receipt No. 14270 Sewer Sheet No. 20

Date of Receipt 15.1.76 Zone Res R1

29 DEC 1975

TO THE CITY ENGINEER

Date 22nd December 75

APPLICATION FOR BUILDING PERMIT Lot No. 1

At (House No.) 28 McLEAN St. FITZROY D.P. 5403

For erection of TWO RENTAL UNITS Sec. No. 91

OWNER Mr G. R. FEAVER ADDRESS 28 McLEAN ST. FITZROY

Proposed Use RENTAL FLATS

Foundation CONCRETE Walls Exterior - Conc Blocks Interior Lockwood Roof Ribline Galv Iron

AREA of Site .....

AREA of existing buildings .....

AREA of existing accessory buildings .....

AREA of Building in application .....

Builder Owner (H.L.F. Builders) Address 28 McLEAN ST FITZROY

Designer " Address "

Structural Eng. Alec Brodie. Address .....

Building Projects Authority Required Yes / ~~No~~ Supplied Yes / ~~No~~

		FOR OFFICE USE Corrected Value	Fees
Total Value of Building	$ 20700		
Sanitary Plumbing and Drainage	$ 2360		
Value of Building for Permit	$		
Water for Building			
Building Research Levy on	$		
Hoardings Mths @		TOTAL FEES BUILDING	

Starting Date January 76 Finishing Date FEBRUARY 76

NAME AND ADDRESS OF APPLICANT G. R. FEAVER 28 McLEAN ST. FITZROY

Phone 80523

Signature of Applicant G. R. Feaver

Signature of Owner G. R. Feaver

Document Set ID: 404577
Version: 1, Version Date: 01/03/2006

340/28

NEW PLYMOUTH CITY COUNCIL —CITY ENGINEER'S DEPARTMENT

APPLICATION FOR SERVICES, PLUMBING & DRAINAGE

Phone No: 80523

To the City Engineer

I wish to apply for permission to carry out the work described in the plans and specifications deposited herewith at:—

House No. 28 Street McLEAN St. FITZROY Lot No. 1 D.P. 5403

OWNER G. M. FREAUER Area of Site

ADDRESS 28 McLEAN St. FITZROY Signature of Applicant

Proposed Use FLATS Signature of Owner

VEHICULAR CROSSING

When Required

Proposed Existing ft. Position

L/Boundary to C/ Line

WATER CONNECTION

Size of Existing Connection 1/2"

Size of Requested Connection 3/4

Distance from L/Boundary

No. Units served Two

SEWER CONNECTION & (STORMWATER)

Size of Existing Connection 4"

Size of Requested Connection 4"

Distance from L/Boundary

Common Drain Yes / ~~No~~

Stormwater Disposal (specify) Soak Holes

PLUMBING AND DRAINAGE

Name of Registered Plumber / Drainlayer WETTON & STADDON

Value of Proposed Work Plumbing 2090

Drainage 350

Water Supply Materials P.V.C. ~~Copper~~ Galvanised ~~Iron~~

Drainage

Size of Existing Drainage

Size of Proposed Drainage

Other Works Proposed

Stormwater Disposal (specify) Sack Holes.

FOR OFFICE USE

File No. 12 73 Rec. No. 11270 Check Sht. No. 8569 FEES Sewer

23 DEC 1975 Water

Date Zone Res R1 Sewer Sht. No. 20 P & D

Veh. Crg.

Document Set ID: 404577
Version: 1, Version Date: 01/03/2006

340/25 DEC 1975

12 73

ALEXANDER BRODIE

B.E., M.Sc., F.N.Z.I.E.

REGISTERED ENGINEER

PHONE 89-112

CONSULTING ENGINEER

46 Frank Wilson Terrace
~~38 Carrington Street~~
NEW PLYMOUTH, N.Z.

10 December 1975

Mr G.A. Feaver
28 McLean Street
NEW PLYMOUTH

Dear Sir 28 MCLEAN STREET

Site investigations were carried out ~~on the~~ on the above section for two single storied concrete block units with a concrete slab floor.

A power drill opened up four test-bore holes. Cores were extracted with a thin walled sampling tube. The specimens so obtained were tested for bearing capacity of the soils, using a pocket penetrometer. (See Sketch Plan) The units straddle an ancient route of the Te Hemui Stream.

SOLUTION 1 Trench below load bearing walls to natural ash, or sand level, up to 5 feet to 6 feet in depth. Cast 15 inch wide concrete stepped footings. Erect load bearing and block walls thereon. Deep trenches MUST be shored in filled ground.

SOLUTION 2 Drill 16 inch diameter bore holes under load bearing and fire walls to from ash or to sand level and use cast-in-situ concrete piles at 4'6" maximum centres and cap with ground beams. Key piles to ground beams. Brick tor, bond beams, reinforcement, etc, as normal.

NOTE Ground water level is below sand level.

Strip turf, and cross-roll site with a heavily loaded twin-tyred truck. The filling has been in place at least forty years, but still should be test loaded and compacted in this manner under the concrete floor. This should be the first operation on the site.

Normal flat slab internal floor construction should then be reasonably satisfactory.

Yours faithfully

Alex. Brodie

ALEXANDER BRODIE
CONSULTING ENGINEER

NEW PLYMOUTH CITY COUNCIL
PLANS AND SPECIFICATIONS APPROVED FOR TYPE, USE, SITING, COVERAGE
[illegible] IN ACCORDANCE WITH ALL RELEVANT ACTS,
[illegible] BY LAWS AND ADOPTED BY THE NEW PLYMOUTH CITY

	DATE
[illegible]	
[illegible]	
[illegible]	
[illegible]	

Document Set ID: 404577
Version: 1, Version Date: 01/03/2006

PROPOSED FLATS for G.A. FEAVER 34028

No. 28 McLEAN ROAD ST. 12. 73

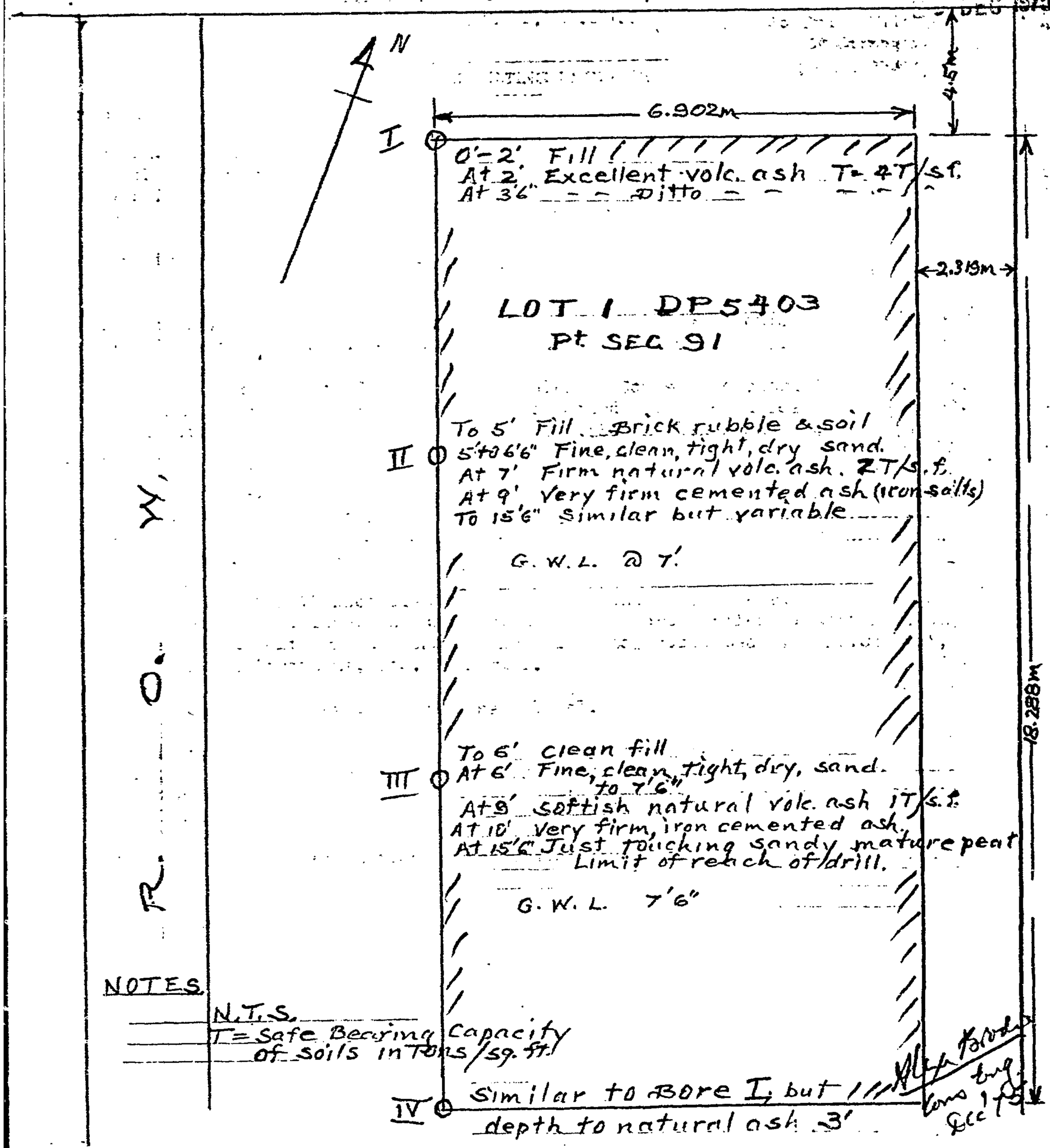

NOTES.

N.T.S.

T = Safe Bearing Capacity of soils in Tons/sq. ft.

NEW PLYMOUTH CITY COUNCIL

PLANS AND SPECIFICATIONS APPROVED FOR TYPE USE, SITING, COVERAGE AND CONSTRUCTION, AS IN ACCORDANCE WITH ALL RELEVANT ACTS REGULATIONS AND BY-LAWS ADMINISTERED BY THE NEW PLYMOUTH CITY COUNCIL.

	DATE
[illegible]	
[illegible]	
[illegible]	
[illegible]	

Document Set ID: 404577
Version: 1, Version Date: 01/03/2006

ATTACHMENT 340/202/73

13 JAN 1976

Specification plumbing + drainage to Two Rental Units for G & P. FEAVER.
28 McLean St N.P.
legal description being
Lot I, DP 5403.

Plumber.

Spouting + down pipes — Marley. P.V.C.
Taps, Sink + Bath Room — Crystaline
W/M + Tub Taps Combined
Tub stainless steel.
Sink stainless steel.
Shower Mixer — Monkham
Shower Rose. — Topless
2. Hose Taps.
90 litre HWC (Electric)
WC pans - Dux Cistern + cl. f. seat.
Bath plix — DB 12.
Hand Basin — WB 14
Shower Tray - stainless steel
Hot + Cold. water pipes - Copper ½"
Waste pipes Copper under floor - PVC above
12 metres. 4" Gew. Sewer pipe
12 metres ¾" P.V.C water main
Shower Lining Vynil
Roofing Tray Section

NEW PLYMOUTH CITY COUNCIL

PLANS AND SPECIFICATIONS APPROVED FOR TYPE, USE, SITING, COVERAGE AND CONSTRUCTION, AS IN ACCORDANCE WITH ALL RELEVANT ACTS, REGULATIONS AND BY-LAWS ADMINISTERED BY THE NEW PLYMOUTH CITY COUNCIL.

	DATE
TOWN PLANNING	
PUBLIC HEALTH	
BUILDING	
ENGINEER	

THESE PLANS AND SPECIFICATIONS ARE THE PROPERTY OF THE [illegible] AND MUST BE KEPT ON SITE.

Document Set ID: 404577
Version: 1, Version Date: 01/03/2006

340/28 12/73

AMENDMENT

13 JAN 1976

FIRE WALL Partition

SECTION A-A
B-B



WALL PIERS

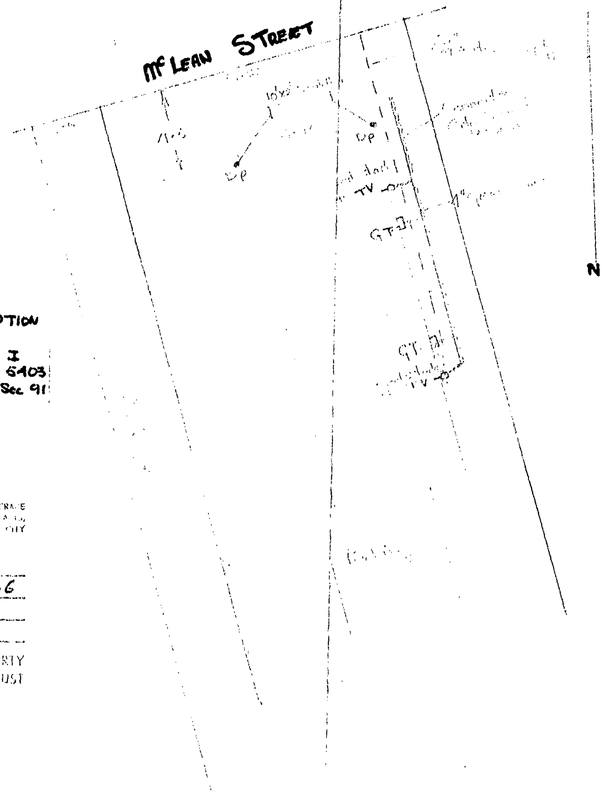

SITE DESCRIPTION

Lot I
DP 6403
pt Sec 91

NEW PLYMOUTH CITY COUNCIL

	DATE
TOWN PLANNER	
PUBLIC HEALTH	13-1-76
BUILDING	
ENGINEER	

THESE PLANS AND SPECIFICATIONS ARE THE PROPERTY OF THE NEW PLYMOUTH CITY COUNCIL AND MUST BE KEPT ON SITE.

AMENDMENT for 2 Units (RENTAL) for G+P FERVER
28 McLEAN St NEW Plymouth.

F.L.F Builders
DRAWN 11-1-76

NEW PLYMOUTH CITY COUNCIL

34012

CITY ENGINEER'S DEPARTMENT — **ASSESSED REQUIREMENTS**

5 74

File No.

Project: Room Exten.
Check Sheet No. 21598
Owner: Mrs M M Collinson
Sewer Sheet No. 20 Plotted: PC
Address: 28 McLean St (Flat B)
Zone: Res R1
Lot No. 1 D.P. 11826 Sec. No. Area of Site:

VETTING TO BE COMPLETED BY 22 May 1981

TOWN PLANNING

Designations
Area of Buildings
Coverage
Maximum Height
Front Yard
Relat. of Bldg. Size: (1) Rear Yard
(2) Side Yard
Open Space
Grassed Areas
Trees ✓
Building Lines & Street Widening
Parking
Access to Rear of Site
Accessory Buildings
Service Lanes & R.O.W.
Crossing Length
Gross Floor Area of Shops
Resid. Accom.
Levels of Site
Use of Yards
Loading
Screening
Amalgam. of Titles
Remarks:

SEE SECTION CARD

TOWN PLANNING		
SEWER		
WATER STORMWATER		

Reg 215.81 - Will come in on 32and — ✓

Approved

Not Approved

Document Set ID: 404577
Version: 1, Version Date: 01/03/2006

340/28

S E R V I C E S

A: SEWER CONNECTION

Existing Service _____
Required Service _____
Location _____
Depth _____
Special Requirement _____
Common Drain _____
Fee $ _____

STORMWATER CONNECTION

_____
_____
_____
_____
_____
_____
Fee $ _____

FEE $:

B: WATER CONNECTION

Existing Service _____
Distance from L/Boundary _____
Distance: Main to Boundary _____
Boundary to Load _____
Required Service _____
Meter _____

Height above Datum _____

FEE $:

C: PLUMBING

No. Fittings	W.Cs	Baths	Basins	Sinks	Showers	Tubs	Others
	3	2	1	2	2	2	

Total Values _____
Supply Pipe Sizes _____ P.V.C. ☐ Copper ☐ Gal. Iron ☐
Backflow Prev. _____
Other Fittings _____
Estimated Value _____ Plumbing Fee _____

DRAINAGE

Existing _____ Required _____
Fittings Required _____
Common Drain _____
Septic Tank _____
Stormwater _____
Estimated Value _____ Drainage Fee _____

Total Estimated Value P. & D. $ ___ : __ FEE $ N/A

D: VEHICULAR CROSSINGS

Type of Footpath Concrete Condition Fair
Kerb & Channel _____
Existing Crossing _____ Prot No 4104
New Crossing 3.7 L.O. Position _____
Strengthen Path Sq. Yds. _____ Level at Boundary _____

STREET WORKS FEE $ ~~264.00~~ NIL m.a. **DEPOSIT DAMAGE FEE** $:

Document Set ID: 404577
Version: 1, Version Date: 01/03/2006

340/28

REMARKS : CORRESPONDENCE : AGREEMENTS
SPECIFIC REQUIREMENTS

The expansion sits over a S.W. line. Care should be taken to avoid weight of the building being transferred on to the pipes.

Approved Orelson Fernando 28/5/81
Not Approved

Approved
Not Approved

Approved 29.5.81
Not Approved

Received 29-5-81

Approved
Not Approved

Not applicable

Approved
Not Approved

Vehicular Crossing
No fee required
M. Ives 1/7/81

Approved
Not Approved

E : HEALTH & BY-LAWS

340/33

Areas _____

Light _____

Ventilation _____

Remarks: _____

Approved OW 2/6/81

Not Approved _____

F: DANGEROUS GOODS

Domestic or Commercial _____

Storage Capacity & Location N/A

Licence Required ~~Yes~~/No

Approved MC

Not Approved _____

G : BUILDING

Remarks:
Lateral stability is to be provided to the concrete block wall. The plans are to be amended to show this how stated. This will be achieved

FEES:		
Bldg.	2300 00	12- 00
Water Bldg.		
B.R.L.		
TOTAL		$ 12-00

Building Inspector _____ Approved 2/6/81

Not Approved _____

Specification: _____ 24/8/81

Structural Engineer _____ Approved _____

Not Approved _____

Fire Service _____ Recommended _____

Not Recommended _____

VETTING TO BE COMPLETED BY 16. 6 .81

PERMIT NO. 47785

Approved _____

APPROVING ENGINEER

Not Approved _____

Document Set ID: 404577
Version: 1, Version Date: 01/03/2006

340/28

NEW PLYMOUTH CITY COUNCIL

5 74

FOR OFFICE USE: File No. ..... Check Sheet No. 21598

Receipt No. 1752 Sewer Sheet No. 20

Date of Receipt 1.7.81 Zone Ro RI

15 MAY 198

TO THE CITY ENGINEER Date 12-3-87

APPLICATION FOR BUILDING PERMIT Lot No. ..... D.P. .....

At (House No.) 28b McLean St

For erection of Room extension Sec. No. .....

OWNER Mr M. Collinson ADDRESS 28b McLean St

Proposed Use Sun room.

Foundation Concrete Walls Timber Roof Tiles.

AREA of Site .....

AREA of existing buildings ..... M^2

AREA of existing accessory buildings ..... M^2

AREA of Building in application ..... M^2

Builder L. J. Kilgour Address P.O. Box 435 NP.

Designer ..... Address .....

Structural Eng. ..... Address .....

Building Projects Authority Required Yes / No Supplied Yes / No

		FOR OFFICE USE Corrected Value	Fees
Total Value of Building	$5300		
Sanitary Plumbing and Drainage	$		
Value of Building for Permit	$		
Water for Building			
Building Research Levy on	$		
Hoardings Mths @			
		TOTAL FEES BUILDING	

Starting Date ..... Finishing Date .....

NAME AND ADDRESS OF APPLICANT L. J. Kilgour

P.O. Box 435 N.P. Phone 75791

Signature of Applicant [signature]

Signature of Owner .....

Document Set ID: 404577
Version: 1, Version Date: 01/03/2006

15 MAY 1981 34028 74

Concrete Blocks To be extended from The existing Wall.
Timber frame To be 100×50 Lined with Lardboard & The exterior with 4.5mm Hardiflex
Ceiling To be Hardboard with fibreglass batts in cavity.

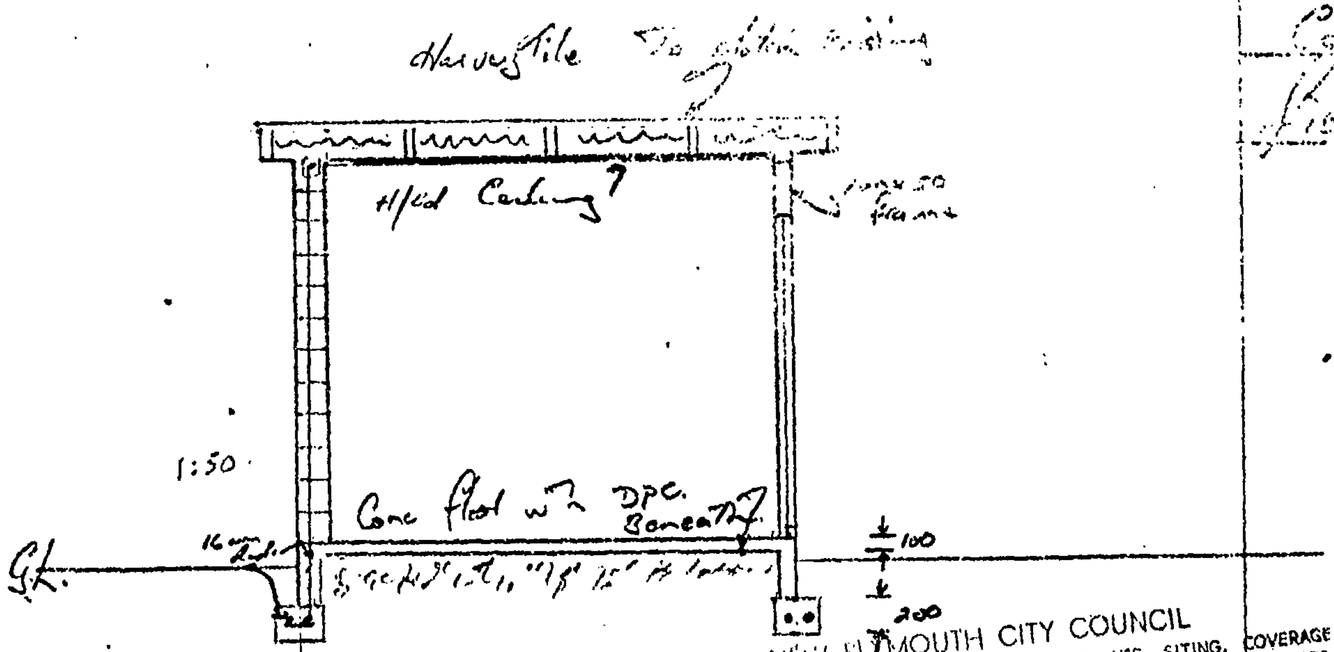

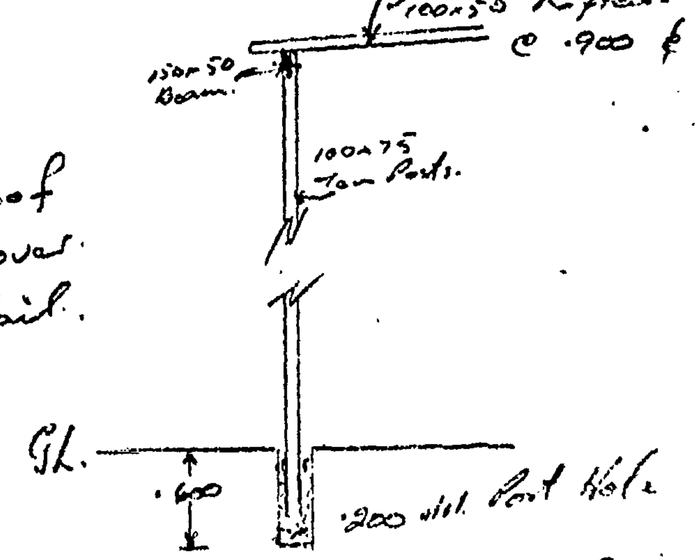

Novaseal Cover Detail.

NEW PLYMOUTH CITY COUNCIL

PLANS AND SPECIFICATIONS APPROVED FOR TYPE, USE, SITING, COVERAGE AND CONSTRUCTION, AS IN ACCORDANCE WITH ALL RELEVANT ACTS, REGULATIONS AND BY-LAWS ADMINISTERED BY THE NEW PLYMOUTH CITY COUNCIL.

DATE

TOWN PLANNING

PUBLIC HEALTH

BUILDING

ENGINEER

THESE PLANS AND SPECIFICATIONS MUST BE KEPT ON THE PROPERTY AND MADE AVAILABLE TO THE NEW PLYMOUTH CITY COUNCIL AUTHORITIES WHEN REQUIRED ON SITE.

1:50.

Proposed room extension for Mrs M.M. Collinson at 28b McLean St N.P.

Document Set ID: 404577
Version: 1, Version Date: 01/03/2006

34028

5 74

15 MAY 198

1:100

A

Mosaic roof over Path

1200

2·400

·100·

A

Concrete Block Wall

2·800

200

100

400x400 Pilasters + Ground beam.
Contain 40 D12. Steel bars
R.C. Stirrups @ 600.

NEW PLYMOUTH CITY COUNCIL

PLANS AND SPECIFICATIONS APPROVED FOR TYPE, USE, SITING, COVERAGE AND CONSTRUCTION, AS IN ACCORDANCE WITH ALL RELEVANT ACTS, REGULATIONS AND BY-LAWS ADMINISTERED BY THE NEW PLYMOUTH CITY COUNCIL.

		DATE
TOWN PLANNING		
PUBLIC HEALTH		
BUILDING		16/1/81
ENGINEER		

THESE PLANS AND SPECIFICATIONS ARE THE PROPERTY OF THE NEW PLYMOUTH CITY COUNCIL AND MUST BE KEPT ON SITE.



Document Set ID: 404577
Version: 1, Version Date: 01/03/2006

340B8

5 74

15 MAY 198

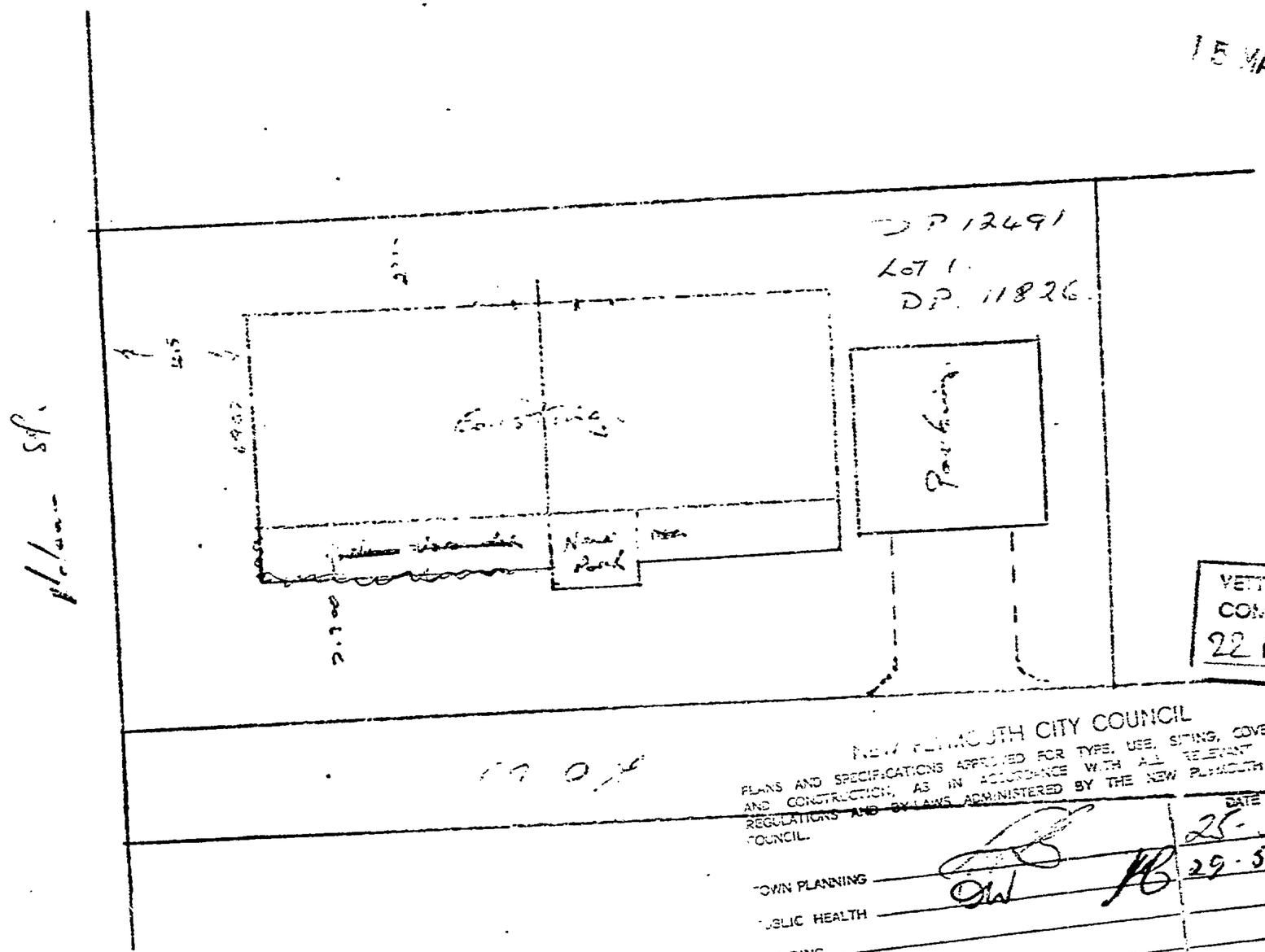

VETTING TO BE COMPLETED BY
22 MAY 1981

NEW PLYMOUTH CITY COUNCIL

PLANS AND SPECIFICATIONS APPROVED FOR TYPE, USE, SITING, COVERAGE AND CONSTRUCTION, AS IN ACCORDANCE WITH ALL RELEVANT ACTS, REGULATIONS AND BY-LAWS ADMINISTERED BY THE NEW PLYMOUTH CITY COUNCIL.

		DATE
TOWN PLANNING		25-5-81
PUBLIC HEALTH		29-5-81
BUILDING		
ENGINEER		

THESE PLANS AND SPECIFICATIONS ARE THE PROPERTY OF THE NEW PLYMOUTH CITY COUNCIL AND MUST BE KEPT ON SITE.

Document Set ID: 404577
Version: 1, Version Date: 01/03/2006

16mm 35mm

BUILDING FILE

Code No. 340 / 28

Subject Two Rental Units

Room Exten

Permit No R14270

47785

Date 15-1-76

1-7-81

No. Sheets 14

Document Set ID: 404576
Version: 1, Version Date: 01/03/2006

340/28

NEW PLYMOUTH CITY COUNCIL

12 73

FOR OFFICE USE: File No. ..... Check Sheet No. 8569

Receipt No. 14270 Sewer Sheet No. 20

Date of Receipt 15.1.76 Zone Res R1

29 DEC 1975

TO THE CITY ENGINEER

Date 22nd December 75

APPLICATION FOR BUILDING PERMIT Lot No. 1

At (House No.) 28 McLEAN St. FITZROY D.P. 5403

For erection of TWO RENTAL UNITS Sec. No. 91

OWNER Mr G. R. FEAVER ADDRESS 28 McLEAN ST. FITZROY

Proposed Use RENTAL FLATS

Foundation CONCRETE Walls Exterior - Conc Blocks Interior Lockwood Roof Ribline Galv Iron

AREA of Site

AREA of existing buildings

AREA of existing accessory buildings

AREA of Building in application

Builder Owner (H.L.F. Builders) Address 28 McLEAN ST FITZROY

Designer " Address "

Structural Eng. Alec Brodie. Address

Building Projects Authority Required Yes / ~~No~~ Supplied Yes / ~~No~~

		FOR OFFICE USE Corrected Value	Fees
Total Value of Building	$ 20700		
Sanitary Plumbing and Drainage	$ 2360		
Value of Building for Permit	$		
Water for Building			
Building Research Levy on	$		
Hoardings Mths @		TOTAL FEES BUILDING	

Starting Date January 76 Finishing Date FEBRUARY 76

NAME AND ADDRESS OF APPLICANT G. R. FEAVER 28 McLEAN ST. FITZROY

Phone 80523

Signature of Applicant G. R. Feaver

Signature of Owner G. R. Feaver

Document Set ID: 404576
Version: 1, Version Date: 01/03/2006

340/28

NEW PLYMOUTH CITY COUNCIL —CITY ENGINEER'S DEPARTMENT

APPLICATION FOR SERVICES, PLUMBING & DRAINAGE

Phone No: 80523

To the City Engineer

I wish to apply for permission to carry out the work described in the plans and specifications deposited herewith at:—

House No. 28 Street McLEAN St. FITZROY Lot No. 1 D.P. 5403

OWNER G. M. FREAUER Area of Site

ADDRESS 28 McLEAN St. FITZROY Signature of Applicant

Proposed Use FLATS Signature of Owner

VEHICULAR CROSSING

When Required

Proposed Existing ft. Position

L/Boundary to C/ Line

WATER CONNECTION

Size of Existing Connection 1/2"

Size of Requested Connection 3/4

Distance from L/Boundary

No. Units served Two

SEWER CONNECTION & (STORMWATER)

Size of Existing Connection 4"

Size of Requested Connection 4"

Distance from L/Boundary

Common Drain Yes / ~~No~~

Stormwater Disposal (specify) Soak Holes

PLUMBING AND DRAINAGE

Name of Registered Plumber / Drainlayer WETTON & STADDON

Value of Proposed Work Plumbing 2090

Drainage 350

Water Supply Materials P.V.C. ~~Copper~~ Galvanised ~~Iron~~

Drainage

Size of Existing Drainage

Size of Proposed Drainage

Other Works Proposed

Stormwater Disposal (specify) Sack Holes.

FOR OFFICE USE

File No. 12 73 Rec. No. 11270 Check Sht. No. 8569 FEES Sewer

23 DEC 1975 Water

Date Zone Res R1 Sewer Sht. No. 20 P & D

Veh. Crg.

Document Set ID: 404576
Version: 1, Version Date: 01/03/2006

340/25 DEC 1975

12 73

ALEXANDER BRODIE

B.E., M.Sc., F.N.Z.I.E.

REGISTERED ENGINEER

PHONE 89-112

CONSULTING ENGINEER

46 Frank Wilson Terrace
~~38 Carrington Street~~
NEW PLYMOUTH, N.Z.

10 December 1975

Mr G.A. Feaver
28 McLean Street
NEW PLYMOUTH

Dear Sir 28 MCLEAN STREET

Site investigations were carried out ~~on the~~ on the above section for two single storied concrete block units with a concrete slab floor.

A power drill opened up four test-bore holes. Cores were extracted with a thin walled sampling tube. The specimens so obtained were tested for bearing capacity of the soils, using a pocket penetrometer. (See Sketch Plan) The units straddle an ancient route of the Te Hemui Stream.

SOLUTION 1 Trench below load bearing walls to natural ash, or sand level, up to 5 feet to 6 feet in depth. Cast 15 inch wide concrete stepped footings. Erect load bearing and block walls thereon. Deep trenches MUST be shored in filled ground.

SOLUTION 2 Drill 16 inch diameter bore holes under load bearing and fire walls to from ash or to sand level and use cast-in-situ concrete piles at 4'6" maximum centres and cap with ground beams. Key piles to ground beams. Brick tor, bond beams, reinforcement, etc, as normal.

NOTE Ground water level is below sand level.

Strip turf, and cross-roll site with a heavily loaded twin-tyred truck. The filling has been in place at least forty years, but still should be test loaded and compacted in this manner under the concrete floor. This should be the first operation on the site.

Normal flat slab internal floor construction should then be reasonably satisfactory.

Yours faithfully

Alex. Brodie

ALEXANDER BRODIE
CONSULTING ENGINEER

NEW PLYMOUTH CITY COUNCIL
PLANS AND SPECIFICATIONS APPROVED FOR TYPE, USE, SITING, COVERAGE
AND STRUCTURE ONLY IN ACCORDANCE WITH ALL RELEVANT ACTS,
REGULATIONS AND BYLAWS AND ENFORCED BY THE NEW PLYMOUTH CITY
COUNCIL

	DATE

Document Set ID: 404576
Version: 1, Version Date: 01/03/2006

PROPOSED FLATS for G.A. FEAVER 34028

No. 28 McLEAN ROAD ST. 12 73

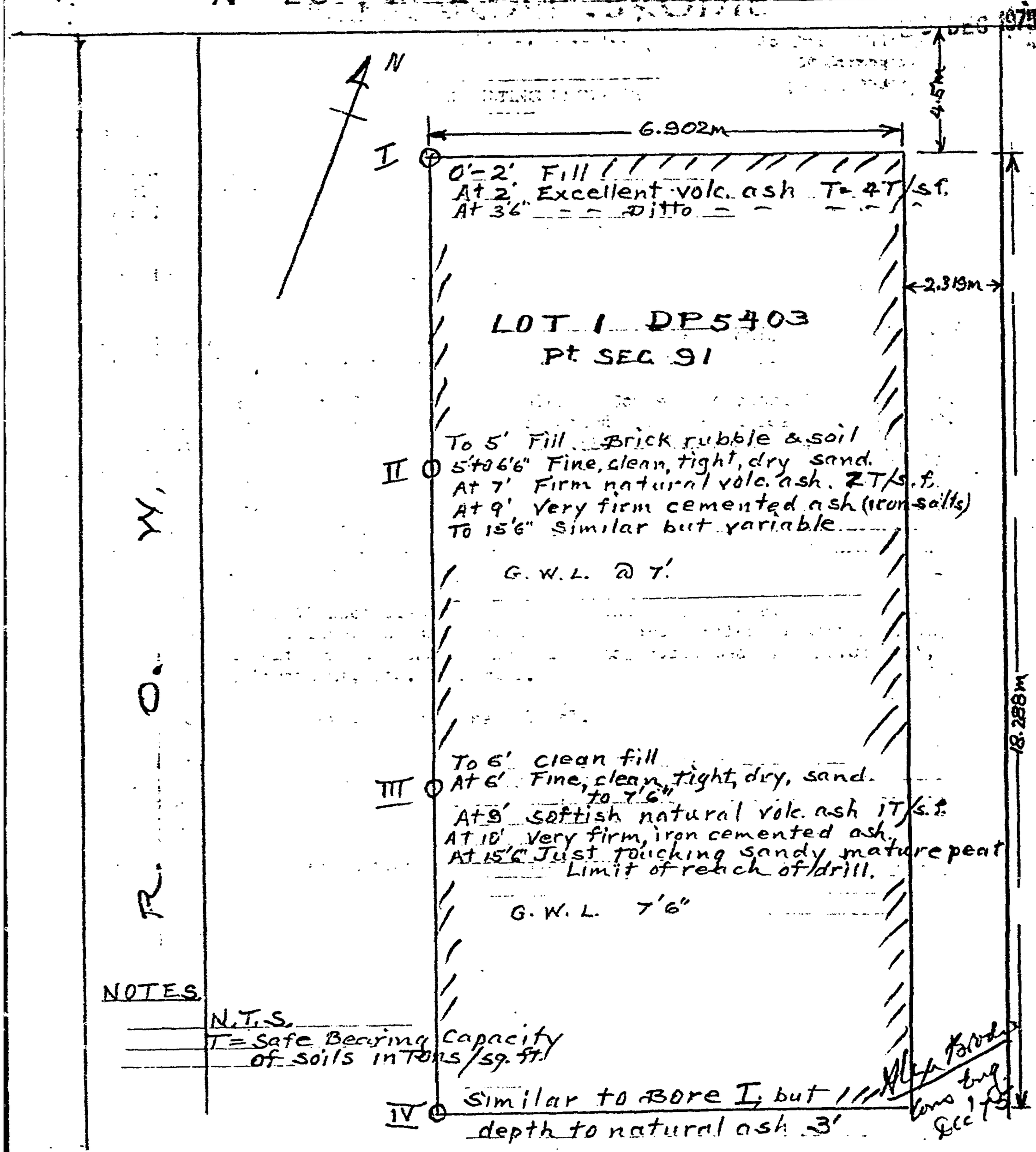

NOTES.

N.T.S.

T = Safe Bearing Capacity of soils in Tons/sq. ft.

NEW PLYMOUTH CITY COUNCIL

PLANS AND SPECIFICATIONS APPROVED FOR TYPE USE, SITING, COVERAGE AND CONSTRUCTION, AS IN ACCORDANCE WITH ALL RELEVANT ACTS REGULATIONS AND BY-LAWS ADMINISTERED BY THE NEW PLYMOUTH CITY COUNCIL.

	DATE
[illegible]	
[illegible]	
[illegible]	
[illegible]	

Document Set ID: 404576
Version: 1, Version Date: 01/03/2006

ATTACHMENT 340/202/73

13 JAN 1976

Specification plumbing + drainage to Two Rental Units for G & P. FEAVER.
28 McLean St N.P.
legal description being
Lot I, DP 5403.

Plumber.

Spouting + down pipes — Marley. P.V.C.
Taps, Sink + Bath Room — Crystaline
W/M + Tub Taps Combined
Tub stainless steel.
Sink stainless steel.
Shower Mixer — Monkham
Shower Rose. — Topless
2. Hose Taps.
90 litre HWC (Electric)
WC pans - Dux Cistern + cl. f. seat.
Bath plix — DB 12.
Hand Basin — WB 14
Shower Tray - stainless steel
Hot + Cold. water pipes - Copper ½"
Waste pipes Copper under floor - PVC above
12 metres. 4" Gew. Sewer pipe
12 metres ¾" P.V.C water main
Shower Lining Vynil
Roofing Tray Section

NEW PLYMOUTH CITY COUNCIL

PLANS AND SPECIFICATIONS APPROVED FOR TYPE, USE, SITING, COVERAGE AND CONSTRUCTION, AS IN ACCORDANCE WITH ALL RELEVANT ACTS, REGULATIONS AND BY-LAWS ADMINISTERED BY THE NEW PLYMOUTH CITY COUNCIL.

		DATE
TOWN PLANNING		
PUBLIC HEALTH		
BUILDING		
ENGINEER		

THESE PLANS AND SPECIFICATIONS ARE THE PROPERTY OF THE [illegible] AND MUST BE KEPT ON SITE.

Document Set ID: 404576
Version: 1, Version Date: 01/03/2006

340/28 12/73

AMENDMENT

13 JAN 1976

FIRE WALL Partition

SECTION A-A
B-B



WALL PIERS

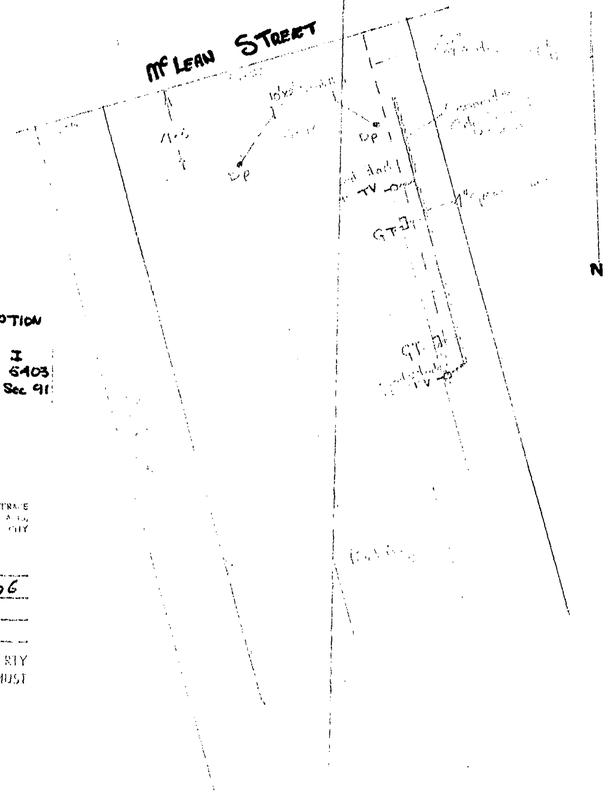

SITE DESCRIPTION

Lot I
DP 6403
pt Sec 91

NEW PLYMOUTH CITY COUNCIL

	DATE
TOWN PLANNER	
PUBLIC HEALTH	13-1-76
BUILDING	
ENGINEER	

THESE PLANS AND SPECIFICATIONS ARE THE PROPERTY OF THE NEW PLYMOUTH CITY COUNCIL AND MUST BE KEPT ON SITE.

AMENDMENT for 2 Units (RENTAL) for G+P FERVER
28 McLEAN St NEW Plymouth.

A.L.F. Builders
DRAWN 11-1-76

NEW PLYMOUTH CITY COUNCIL

34012

CITY ENGINEER'S DEPARTMENT — **ASSESSED REQUIREMENTS**

File No. 5 74

Project: Room Exten. Check Sheet No. 21598

Owner: Mrs M M Collinson Sewer Sheet No. 20 Plotted: PC

Address: 28 McLean St (Flat B) Zone: Res R1

Lot No. 1 D.P. 11826 Sec. No. _____ Area of Site: _____

VETTING TO BE COMPLETED BY 22 May 1981

TOWN PLANNING

Designations

Area of Buildings

Coverage

Maximum Height

Front Yard

Relat. of Bldg. Size: (1) Rear Yard

(2) Side Yard

Open Space

Grassed Areas

Trees ✓

Building Lines & Street Widening

Parking

Access to Rear of Site

Accessory Buildings

Service Lanes & R.O.W.

Crossing Length

Gross Floor Area of Shops

Resid. Accom.

Levels of Site

Use of Yards

Loading

Screening

Amalgam. of Titles

Remarks:

SEE SECTION CARD

TOWN PLANNING		
~~SEW~~ SEWER		
WATER STORMWATER		

Reg 215.81 - Will come in on 322nd — ✓

Approved

Not Approved

Document Set ID: 404576
Version: 1, Version Date: 01/03/2006

340/28

S E R V I C E S

A: SEWER CONNECTION

Existing Service _____
Required Service _____
Location _____
Depth _____
Special Requirement _____
Common Drain _____
Fee $ _____

STORMWATER CONNECTION

_____
_____
_____
_____
_____
_____
Fee $ _____

FEE $:

B: WATER CONNECTION

Existing Service _____
Distance from L/Boundary _____
Distance: Main to Boundary _____
Boundary to Load _____
Required Service _____
Meter _____

Height above Datum _____

FEE $:

C: PLUMBING

No. Fittings	W.Cs	Baths	Basins	Sinks	Showers	Tubs	Others
	3	2	1	2	2	2	

Total Values _____
Supply Pipe Sizes _____ P.V.C. ☐ Copper ☐ Gal. Iron ☐
Backflow Prev. _____
Other Fittings _____
Estimated Value _____ Plumbing Fee _____

DRAINAGE

Existing _____ Required _____
Fittings Required _____
Common Drain _____
Septic Tank _____
Stormwater _____
Estimated Value _____ Drainage Fee _____

Total Estimated Value P. & D. $ ___ : __ FEE $ N/A

D: VEHICULAR CROSSINGS

Type of Footpath Concrete Condition Fair
Kerb & Channel _____
Existing Crossing _____ Prot No 4104
New Crossing 3.7 L.O. Position _____
Strengthen Path Sq.Yds. _____ Level at Boundary _____

STREET WORKS FEE $ ~~264.00~~ NIL m.a. **DEPOSIT DAMAGE FEE** $:

Document Set ID: 404576
Version: 1, Version Date: 01/03/2006

340/28

REMARKS : CORRESPONDENCE : AGREEMENTS
SPECIFIC REQUIREMENTS

The expansion sits over a S.W. line. Care should be taken to avoid weight of the building being transferred on to the pipes.

Approved Orelson Fernando 28/5/81
Not Approved

Approved
Not Approved

Approved 29.5.81
Not Approved

Received 29-5-81

Approved
Not Approved

Not applicable

Approved
Not Approved

Vehicular Crossing
No fee required
M. Ives 1/7/81

Approved
Not Approved

E : HEALTH & BY-LAWS

340/33

Areas _____

Light _____

Ventilation _____

Remarks: _____

Approved OW 2/6/81

Not Approved _____

F: DANGEROUS GOODS

Domestic or Commercial _____

Storage Capacity & Location N/A

Licence Required _____ ~~Yes~~/No

Approved MC

Not Approved _____

G : BUILDING

Remarks:
Lateral stability is to be provided to the concrete block wall. The plans are to be amended to show this how lateral this will be achieved

FEES:		
Bldg.	2300 00	12- 00
Water Bldg.		
B.R.L.		
TOTAL		$ 12-00

Building Inspector _____ Approved 2/6/81

Not Approved _____

Specification: _____ 24/5/81

Structural Engineer _____ Approved _____

Not Approved _____

Fire Service _____ Recommended _____

Not Recommended _____

VETTING TO BE COMPLETED BY 16. 6 .81

PERMIT NO. 47785

Approved _____

APPROVING ENGINEER

Not Approved _____

Document Set ID: 404576
Version: 1, Version Date: 01/03/2006

340/28

NEW PLYMOUTH CITY COUNCIL

5 74

FOR OFFICE USE: File No. ..... Check Sheet No. 21598

Receipt No. 1752 Sewer Sheet No. 20

Date of Receipt 1.7.81 Zone Ro RI

15 MAY 198

TO THE CITY ENGINEER Date 12-3-87

APPLICATION FOR BUILDING PERMIT Lot No. ..... D.P. .....

At (House No.) 28b McLean St

For erection of Room extension Sec. No. .....

OWNER Mr M. Collinson ADDRESS 28b McLean St

Proposed Use Sun room.

Foundation Concrete Walls Timber Roof Tiles.

AREA of Site .....

AREA of existing buildings ..... M^2

AREA of existing accessory buildings ..... M^2

AREA of Building in application ..... M^2

Builder L. J. Kilgour Address P.O. Box 435 NP.

Designer ..... Address .....

Structural Eng. ..... Address .....

Building Projects Authority Required Yes / No Supplied Yes / No

		FOR OFFICE USE Corrected Value	Fees
Total Value of Building	$5300		
Sanitary Plumbing and Drainage	$		
Value of Building for Permit	$		
Water for Building			
Building Research Levy on	$		
Hoardings Mths @			
		TOTAL FEES BUILDING	

Starting Date ..... Finishing Date .....

NAME AND ADDRESS OF APPLICANT L. J. Kilgour

P.O. Box 435 N.P. Phone 75791

Signature of Applicant [signature]

Signature of Owner .....

Document Set ID: 404576
Version: 1, Version Date: 01/03/2006

15 MAY 1981 34028 74

Concrete Blocks To be extended from The existing Wall.
Timber frame To be 100×50 Lined with Lardboard & The exterior with 4.5mm Hardiflex
Ceiling To be Hardboard with fibreglass batts in cavity.

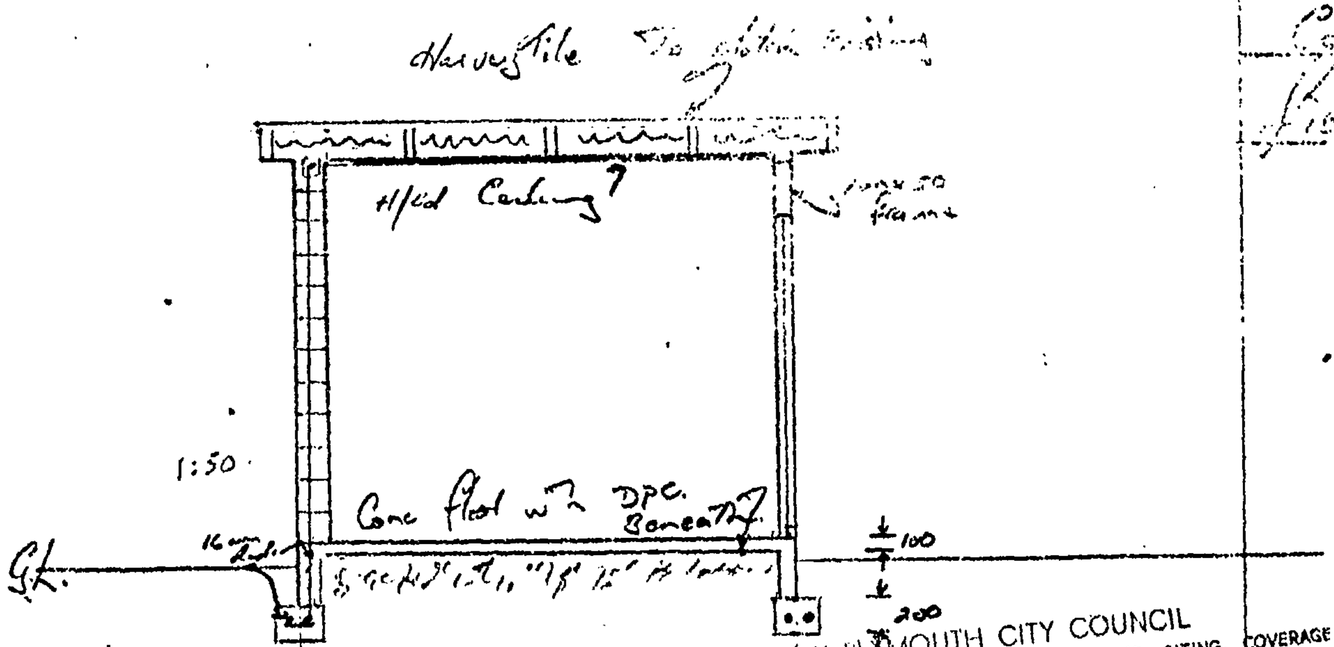

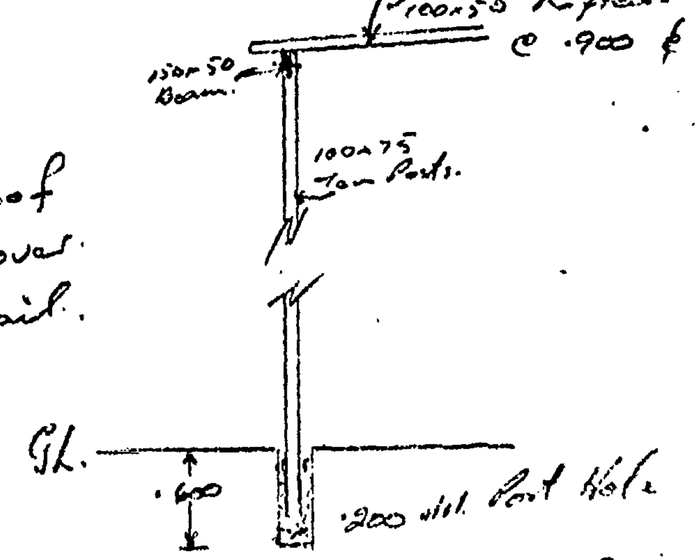

Novaroof Cover Detail.

NEW PLYMOUTH CITY COUNCIL

PLANS AND SPECIFICATIONS APPROVED FOR TYPE, USE, SITING, COVERAGE AND CONSTRUCTION, AS IN ACCORDANCE WITH ALL RELEVANT ACTS, REGULATIONS AND BY-LAWS ADMINISTERED BY THE NEW PLYMOUTH CITY COUNCIL.

DATE

TOWN PLANNING

PUBLIC HEALTH

BUILDING

ENGINEER

THESE PLANS AND SPECIFICATIONS MUST BE ON THE PROPERTY AND THE NEW PLYMOUTH CITY COUNCIL [illegible] BE KEPT ON SITE.

1:50.

Proposed room extension for Mrs M.M. Collinson at 28b McLean St N.P.

34028

5 74

15 MAY 198

1:100

A

Mosaic roof over Path

1200

2·400

·100·

A

Concrete Block Wall

2·800

200

100

400x400 Pilasters + Ground beam.
Contain 40 D12. Steel bars
R.C. Stirrups @ 600.

NEW PLYMOUTH CITY COUNCIL

PLANS AND SPECIFICATIONS APPROVED FOR TYPE, USE, SITING, COVERAGE AND CONSTRUCTION, AS IN ACCORDANCE WITH ALL RELEVANT ACTS, REGULATIONS AND BY-LAWS ADMINISTERED BY THE NEW PLYMOUTH CITY COUNCIL.

		DATE
TOWN PLANNING		
PUBLIC HEALTH		
BUILDING		16/1/81
ENGINEER		

THESE PLANS AND SPECIFICATIONS ARE THE PROPERTY OF THE NEW PLYMOUTH CITY COUNCIL AND MUST BE KEPT ON SITE.



Document Set ID: 404576
Version: 1, Version Date: 01/03/2006

340B8

5 74

15 MAY 198

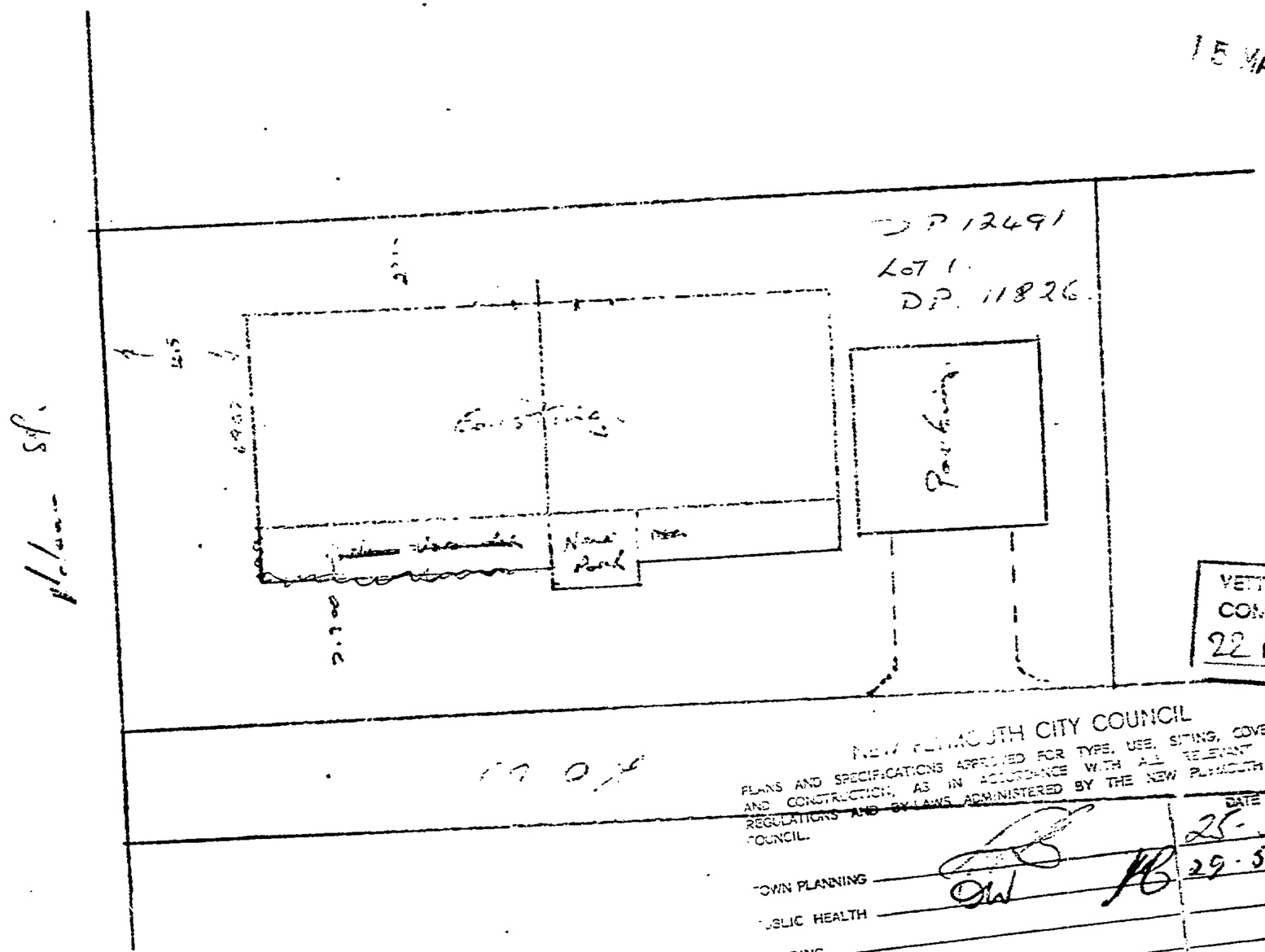

VETTING TO BE COMPLETED BY
22 MAY 1981

NEW PLYMOUTH CITY COUNCIL

PLANS AND SPECIFICATIONS APPROVED FOR TYPE, USE, SITING, COVERAGE AND CONSTRUCTION, AS IN ACCORDANCE WITH ALL RELEVANT ACTS, REGULATIONS AND BY-LAWS ADMINISTERED BY THE NEW PLYMOUTH CITY COUNCIL.

		DATE
TOWN PLANNING		25-5-81
PUBLIC HEALTH		29-5-81
BUILDING		
ENGINEER		

THESE PLANS AND SPECIFICATIONS ARE THE PROPERTY OF THE NEW PLYMOUTH CITY COUNCIL AND MUST BE KEPT ON SITE.

Document Set ID: 404576
Version: 1, Version Date: 01/03/2006

16mm 35mm

BUILDING FILE

Code No. 340 / 28

Subject Two Rental Units

Room Exten

Permit No R14270

47785

Date 15-1-76

1-7-81

No. Sheets 14

Document Set ID: 404575
Version: 1, Version Date: 01/03/2006

340/28

NEW PLYMOUTH CITY COUNCIL

12 73

FOR OFFICE USE: File No. ..... Check Sheet No. 8569

Receipt No. 14270 Sewer Sheet No. 20

Date of Receipt 15.1.76 Zone Res R1

29 DEC 1975

TO THE CITY ENGINEER

Date 22nd December 75

APPLICATION FOR BUILDING PERMIT Lot No. 1

At (House No.) 28 McLEAN St. Fitzroy D.P. 5403

For erection of Two RENTAL UNITS Sec. No. 91

OWNER Mr G. R. FEAVER ADDRESS 28 McLEAN ST. FITZROY

Proposed Use RENTAL FLATS

Foundation CONCRETE Walls Exterior - Conc Blocks Interior Lockwood Roof Ribline Galv Iron

AREA of Site

AREA of existing buildings

AREA of existing accessory buildings

AREA of Building in application

Builder Owner (H.L.F. Builders) Address 28 McLEAN ST FITZROY

Designer " Address "

Structural Eng. Alec Brodie. Address

Building Projects Authority Required Yes / ~~No~~ Supplied Yes / ~~No~~

		FOR OFFICE USE Corrected Value	Fees
Total Value of Building	$ 20700		
Sanitary Plumbing and Drainage	$ 2360		
Value of Building for Permit	$		
Water for Building			
Building Research Levy on	$		
Hoardings Mths @		TOTAL FEES BUILDING	

Starting Date January 76 Finishing Date FEBRUARY 76

NAME AND ADDRESS OF APPLICANT G. R. FEAVER 28 McLEAN ST. FITZROY

Phone 80523

Signature of Applicant G. R. Feaver

Signature of Owner G. R. Feaver

Document Set ID: 404575
Version: 1, Version Date: 01/03/2006

340/28

NEW PLYMOUTH CITY COUNCIL —CITY ENGINEER'S DEPARTMENT

APPLICATION FOR SERVICES, PLUMBING & DRAINAGE

Phone No: 80523

To the City Engineer

I wish to apply for permission to carry out the work described in the plans and specifications deposited herewith at:—

House No. 28 Street McLEAN St. FITZROY Lot No. 1 D.P. 5403

OWNER G. M. FREAUER Area of Site

ADDRESS 28 McLEAN St. FITZROY Signature of Applicant

Proposed Use FLATS Signature of Owner

VEHICULAR CROSSING

When Required

Proposed Existing ft. Position

L/Boundary to C/ Line

WATER CONNECTION

Size of Existing Connection 1/2"

Size of Requested Connection 3/4

Distance from L/Boundary

No. Units served Two

SEWER CONNECTION & (STORMWATER)

Size of Existing Connection 4"

Size of Requested Connection 4"

Distance from L/Boundary

Common Drain Yes / ~~No~~

Stormwater Disposal (specify) Soak Holes

PLUMBING AND DRAINAGE

Name of Registered Plumber / Drainlayer WETTON & STADDON

Value of Proposed Work Plumbing 2090

Drainage 350

Water Supply Materials P.V.C. ~~Copper~~ Galvanised ~~Iron~~

Drainage

Size of Existing Drainage

Size of Proposed Drainage

Other Works Proposed

Stormwater Disposal (specify) Sack Holes.

FOR OFFICE USE

File No. 12 73 Rec. No. 11270 Check Sht. No. 8569 FEES Sewer

Water

23 DEC 1975

Date Zone Res R1 Sewer Sht. No. 20 P & D

Veh. Crg.

Document Set ID: 404575
Version: 1, Version Date: 01/03/2006

340/25 DEC 1975

12 73

ALEXANDER BRODIE

B.E., M.Sc., F.N.Z.I.E.

REGISTERED ENGINEER

PHONE 89-112

CONSULTING ENGINEER

46 Frank Wilson Terrace
~~38 Carrington Street~~
NEW PLYMOUTH, N.Z.

10 December 1975

Mr G.A. Feaver
28 McLean Street
NEW PLYMOUTH

Dear Sir 28 MCLEAN STREET

Site investigations were carried out ~~on the~~ on the above section for two single storied concrete block units with a concrete slab floor.

A power drill opened up four test-bore holes. Cores were extracted with a thin walled sampling tube. The specimens so obtained were tested for bearing capacity of the soils, using a pocket penetrometer. (See Sketch Plan) The units straddle an ancient route of the Te Hemui Stream.

SOLUTION 1 Trench below load bearing walls to natural ash, or sand level, up to 5 feet to 6 feet in depth. Cast 15 inch wide concrete stepped footings. Erect load bearing and block walls thereon. Deep trenches MUST be shored in filled ground.

SOLUTION 2 Drill 16 inch diameter bore holes under load bearing and fire walls to from ash or to sand level and use cast-in-situ concrete piles at 4'6" maximum centres and cap with ground beams. Key piles to ground beams. Brick tor, bond beams, reinforcement, etc, as normal.

NOTE Ground water level is below sand level.

Strip turf, and cross-roll site with a heavily loaded twin-tyred truck. The filling has been in place at least forty years, but still should be test loaded and compacted in this manner under the concrete floor. This should be the first operation on the site.

Normal flat slab internal floor construction should then be reasonably satisfactory.

Yours faithfully

Alex. Brodie

ALEXANDER BRODIE
CONSULTING ENGINEER

NEW PLYMOUTH CITY COUNCIL
PLANS AND SPECIFICATIONS APPROVED FOR TYPE, USE, SITING, COVERAGE
AND STRUCTURE ONLY IN ACCORDANCE WITH ALL RELEVANT ACTS,
REGULATIONS AND BYLAWS ADMINISTERED BY THE NEW PLYMOUTH CITY
COUNCIL

DATE

Document Set ID: 404575
Version: 1, Version Date: 01/03/2006

PROPOSED FLATS for G.A. FEAVER 34028

No. 28 McLEAN ROAD ST. 12 73



NEW PLYMOUTH CITY COUNCIL

PLANS AND SPECIFICATIONS APPROVED FOR TYPE USE, SITING, COVERAGE AND CONSTRUCTION, AS IN ACCORDANCE WITH ALL RELEVANT ACTS REGULATIONS AND BY-LAWS ADMINISTERED BY THE NEW PLYMOUTH CITY COUNCIL.

	DATE
TOWN PLANNER	
PUBLIC HEALTH	
ENGINEER	

Document Set ID: 404575
Version: 1, Version Date: 01/03/2006

ATTACHMENT 340/202/73

13 JAN 1976

Specification plumbing + drainage to Two Rental Units for G & P. FEAVER
28 McLean St N.P.
legal description being
Lot I, DP 5403.

Plumber.

Spouting + down pipes — Marley. P.V.C.
Taps, Sink + Bath Room — Crystaline
W/M + Tub Taps Combined
Tub stainless steel.
Sink stainless steel.
Shower Mixer — Monkham
Shower Rose. — Topless
2. Hose Taps.
90 litre HWC (Electric)
WC pans - Dux Cistern + cl. f. seat.
Bath plix — DB 12.
Hand Basin — WB 14
Shower Tray - stainless steel
Hot + Cold. water pipes - Copper ½"
Waste pipes Copper under floor - PVC above
12 metres. 4" Gew. Sewer pipe
12 metres ¾" P.V.C water main
Shower Lining Vynil
Roofing Tray Section

NEW PLYMOUTH CITY COUNCIL

PLANS AND SPECIFICATIONS APPROVED FOR TYPE, USE, SITING, COVERAGE AND CONSTRUCTION, AS IN ACCORDANCE WITH ALL RELEVANT ACTS, REGULATIONS AND BY-LAWS ADMINISTERED BY THE NEW PLYMOUTH CITY COUNCIL.

		DATE
TOWN PLANNING		
PUBLIC HEALTH		
BUILDING		
ENGINEER		

THESE PLANS AND SPECIFICATIONS ARE THE PROPERTY OF THE [illegible] AND MUST BE KEPT ON SITE.

Document Set ID: 404575
Version: 1, Version Date: 01/03/2006

340/28 12/73

AMENDMENT

13 JAN 1976

FIRE WALL Partition

SECTION A-A
B-B

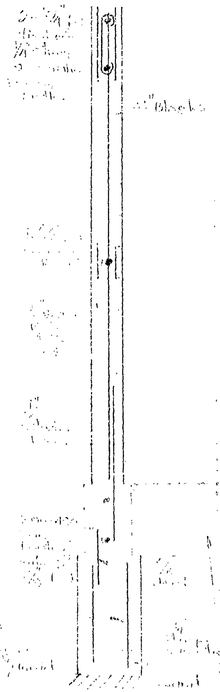

WALL PIERS

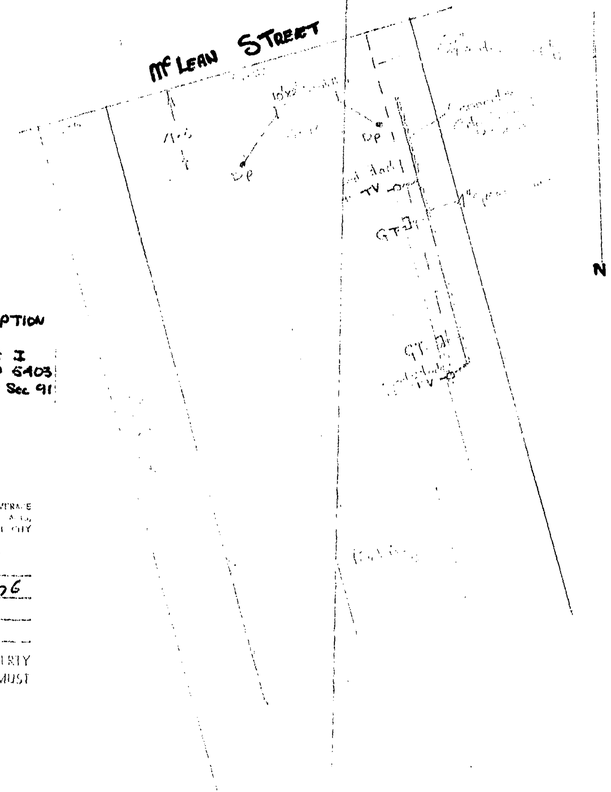

SITE DESCRIPTION

Lot I
DP 6403
pt Sec 91

NEW PLYMOUTH CITY COUNCIL

	DATE
TOWN PLANNER	
PUBLIC HEALTH	13-1-76
BUILDING	
ENGINEER	

THESE PLANS AND SPECIFICATIONS ARE THE PROPERTY OF THE NEW PLYMOUTH CITY COUNCIL AND MUST BE KEPT ON SITE.

AMENDMENT for 2 Units (RENTAL) for G+P FERVER
28 McLEAN St NEW Plymouth.

F.L.F Builders
DRAWN 11-1-76

NEW PLYMOUTH CITY COUNCIL

34012

CITY ENGINEER'S DEPARTMENT — **ASSESSED REQUIREMENTS**

File No. 5 74

Project: Room Exten. Check Sheet No. 21598

Owner: Mrs M M Collinson Sewer Sheet No. 20 Plotted: PC

Address: 28 McLean St (Flat B) Zone: Res R1

Lot No. 1 D.P. 11826 Sec. No. _____ Area of Site: _____

VETTING TO BE COMPLETED BY 22 May 1981

TOWN PLANNING

Designations

Area of Buildings

Coverage

Maximum Height

Front Yard

Relat. of Bldg. Size: (1) Rear Yard

(2) Side Yard

Open Space

Grassed Areas

Trees ✓

Building Lines & Street Widening

Parking

Access to Rear of Site

Accessory Buildings

Service Lanes & R.O.W.

Crossing Length

Gross Floor Area of Shops

Resid. Accom.

Levels of Site

Use of Yards

Loading

Screening

Amalgam. of Titles

Remarks:

SEE SECTION CARD

TOWN PLANNING		
~~SEW~~ SEWER		
WATER STORMWATER		

Reg 215.81 - Will come in on 32and — ✓

Approved

Not Approved

Document Set ID: 404575
Version: 1, Version Date: 01/03/2006

340/28

S E R V I C E S

A: SEWER CONNECTION

Existing Service _____
Required Service _____
Location _____
Depth _____
Special Requirement _____
Common Drain _____
Fee $ _____

STORMWATER CONNECTION

_____
_____
_____
_____
_____
_____
Fee $ _____

FEE $:

B: WATER CONNECTION

Existing Service _____
Distance from L/Boundary _____
Distance: Main to Boundary _____
Boundary to Load _____
Required Service _____
Meter _____

Height above Datum _____

FEE $:

C: PLUMBING

No. Fittings	W.Cs	Baths	Basins	Sinks	Showers	Tubs	Others
	3	2	1	2	2	2	

Total Values _____
Supply Pipe Sizes _____ P.V.C. ☐ Copper ☐ Gal. Iron ☐
Backflow Prev. _____
Other Fittings _____
Estimated Value _____ Plumbing Fee _____

DRAINAGE

Existing _____ Required _____
Fittings Required _____
Common Drain _____
Septic Tank _____
Stormwater _____
Estimated Value _____ Drainage Fee _____

Total Estimated Value P. & D. $ ___ : __ FEE $ N/A

D: VEHICULAR CROSSINGS

Type of Footpath Concrete Condition Fair
Kerb & Channel _____
Existing Crossing _____ Prot No 4104
New Crossing 3.7 L.O. Position _____
Strengthen Path Sq.Yds. _____ Level at Boundary _____

STREET WORKS FEE $ ~~264.00~~ NIL m.a. **DEPOSIT DAMAGE FEE** $:

Document Set ID: 404575
Version: 1, Version Date: 01/03/2006

340/28

REMARKS : CORRESPONDENCE : AGREEMENTS
SPECIFIC REQUIREMENTS

The expansion sits over a S.W. line. Care should be taken to avoid weight of the building being transferred on to the pipes.

Approved Orelson Fernando 28/5/81
Not Approved

Approved
Not Approved

Approved 29.5.81
Not Approved

Received 29-5-81

Approved
Not Approved

Not applicable

Approved
Not Approved

Vehicular Crossing
No fee required
M. Ives 1/7/81

Approved
Not Approved

E : HEALTH & BY-LAWS

340/33

Areas _____

Light _____

Ventilation _____

Remarks: _____

Approved OW 2/6/81

Not Approved _____

F: DANGEROUS GOODS

Domestic or Commercial _____

Storage Capacity & Location N/A

Licence Required _____ ~~Yes~~/No

Approved MC

Not Approved _____

G : BUILDING

Remarks:
Lateral stability is to be provided to the concrete block wall. The plans are to be amended to show this how lateral this will be achieved

FEES:		
Bldg.	2300 00	12- 00
Water Bldg.		
B.R.L.		
TOTAL		$ 12-00

Building Inspector _____ Approved 26/6/81

Not Approved _____

Specification: _____

Structural Engineer _____ Approved _____

Not Approved _____

Fire Service _____ Recommended _____

Not Recommended _____

VETTING TO BE COMPLETED BY 16. 6 .81

PERMIT NO. 47785

Approved _____

APPROVING ENGINEER

Not Approved _____

Document Set ID: 404575
Version: 1, Version Date: 01/03/2006

340/28

NEW PLYMOUTH CITY COUNCIL

5 74

FOR OFFICE USE: File No. ..... Check Sheet No. 21598

Receipt No. 1752 Sewer Sheet No. 20

Date of Receipt 1.7.81 Zone Ro RI

15 MAY 198

TO THE CITY ENGINEER Date 12-3-87

APPLICATION FOR BUILDING PERMIT Lot No. ..... D.P. .....

At (House No.) 28b McLean St

For erection of Room extension Sec. No. .....

OWNER Mr M. Collinson ADDRESS 28b McLean St

Proposed Use Sun room.

Foundation Concrete Walls Timber Roof Tiles.

AREA of Site .....

AREA of existing buildings ..... M^2

AREA of existing accessory buildings ..... M^2

AREA of Building in application ..... M^2

Builder L. J. Kilgour Address P.O. Box 435 NP.

Designer ..... Address .....

Structural Eng. ..... Address .....

Building Projects Authority Required Yes / No Supplied Yes / No

		FOR OFFICE USE Corrected Value	Fees
Total Value of Building	$ 5300		
Sanitary Plumbing and Drainage	$		
Value of Building for Permit	$		
Water for Building			
Building Research Levy on	$		
Hoardings Mths @			
		TOTAL FEES BUILDING	

Starting Date ..... Finishing Date .....

NAME AND ADDRESS OF APPLICANT L. J. Kilgour

P.O. Box 435 N.P. Phone 75791

Signature of Applicant [signature]

Signature of Owner .....

Document Set ID: 404575
Version: 1, Version Date: 01/03/2006

15 MAY 1981 34028 74

Concrete Blocks To be extended from The existing Wall.
Timber frame To be 100×50 Lined with Lardboard & The exterior with 4.5mm Hardiflex
Ceiling To be Hardboard with fibreglass batts in cavity.

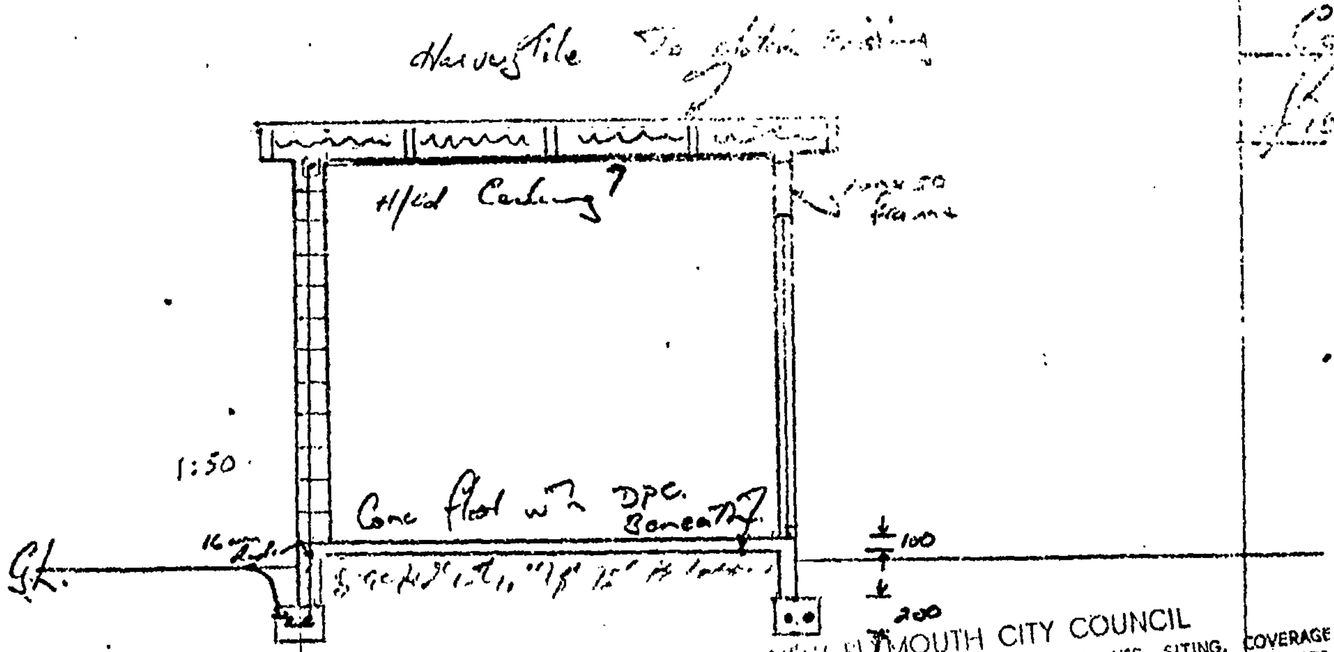

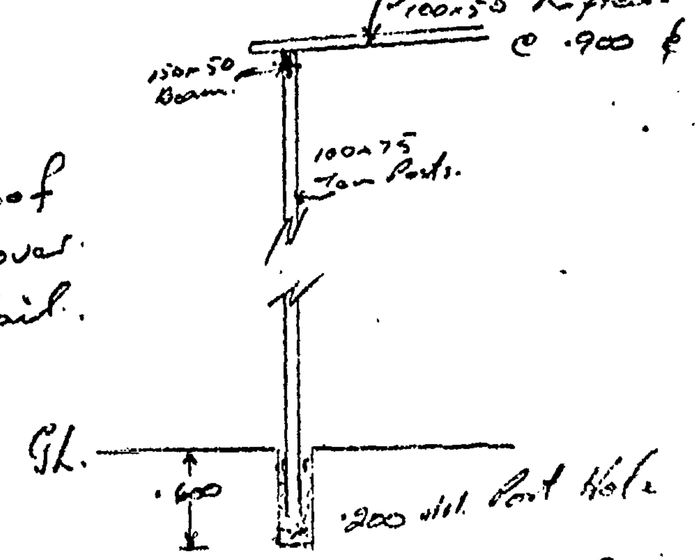

Novarea of Cover Detail.

NEW PLYMOUTH CITY COUNCIL

PLANS AND SPECIFICATIONS APPROVED FOR TYPE, USE, SITING, COVERAGE AND CONSTRUCTION, AS IN ACCORDANCE WITH ALL RELEVANT ACTS, REGULATIONS AND BY-LAWS ADMINISTERED BY THE NEW PLYMOUTH CITY COUNCIL.

DATE

TOWN PLANNING

PUBLIC HEALTH

BUILDING

ENGINEER

THESE PLANS AND SPECIFICATIONS MUST BE KEPT ON THE PROPERTY AND MADE AVAILABLE TO THE NEW PLYMOUTH CITY COUNCIL AUTHORITIES WHEN REQUIRED.

1:50.

Proposed room extension for Mrs M.M. Collinson at 28b McLean St N.P.

340128

5 74

15 MAY 198

1:100

A

Mono roof over Path

1200

2·400

·100·

A

Concrete Block Wall

2·800

200

100

400x400 Pilasters + Ground beam.
Contain 40 D12. Steel bars
R.C. Stirrups @ 600.

NEW PLYMOUTH CITY COUNCIL

PLANS AND SPECIFICATIONS APPROVED FOR TYPE, USE, SITING, COVERAGE AND CONSTRUCTION, AS IN ACCORDANCE WITH ALL RELEVANT ACTS, REGULATIONS AND BY-LAWS ADMINISTERED BY THE NEW PLYMOUTH CITY COUNCIL.

		DATE
TOWN PLANNING		
PUBLIC HEALTH		
BUILDING		16/1/81
ENGINEER		

THESE PLANS AND SPECIFICATIONS ARE THE PROPERTY OF THE NEW PLYMOUTH CITY COUNCIL AND MUST BE KEPT ON SITE.



Document Set ID: 404575
Version: 1, Version Date: 01/03/2006

340B8

5 74

15 MAY 198

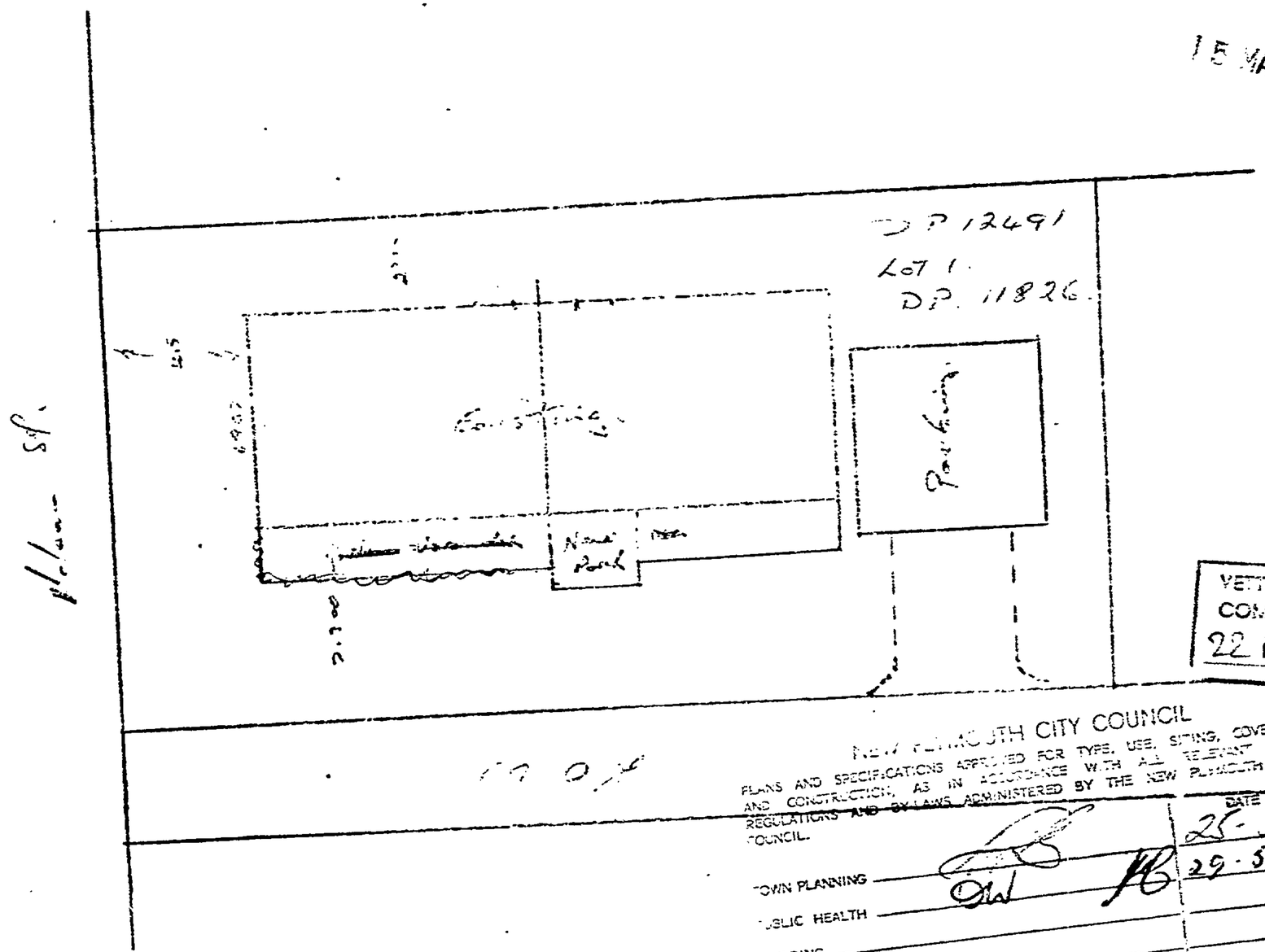

VETTING TO BE COMPLETED BY
22 MAY 1981

NEW PLYMOUTH CITY COUNCIL

PLANS AND SPECIFICATIONS APPROVED FOR TYPE, USE, SITING, COVERAGE AND CONSTRUCTION, AS IN ACCORDANCE WITH ALL RELEVANT ACTS, REGULATIONS AND BY-LAWS ADMINISTERED BY THE NEW PLYMOUTH CITY COUNCIL.

		DATE
TOWN PLANNING		25-5-81
PUBLIC HEALTH		29-5-81
BUILDING		
ENGINEER		

THESE PLANS AND SPECIFICATIONS ARE THE PROPERTY OF THE NEW PLYMOUTH CITY COUNCIL AND MUST BE KEPT ON SITE.

Document Set ID: 404575
Version: 1, Version Date: 01/03/2006

16mm 35mm

BUILDING FILE

Code No. 340 / 28

Subject Two Rental Units

Room Exten

Permit No R14270

47785

Date 15-1-76

1-7-81

No. Sheets 14

Document Set ID: 404574
Version: 1, Version Date: 01/03/2006

NEW PLYMOUTH CITY COUNCIL 340/28

FOR OFFICE USE: File No. 12 73 Check Sheet No. 8869

Receipt No. 14270 Sewer Sheet No. 20

Date of Receipt 15.1.76 Zone R2 R1

TO THE CITY ENGINEER Date 29 DEC 1975 29 Dec 1975

APPLICATION FOR BUILDING PERMIT Lot No.

At (House No.) 28 McLEAN St. FITZROY D.P. 5403

For erection of Two RENTAL UNITS Sec. No. 91

OWNER McG. R. FISHER ADDRESS 28 McLEAN ST. FITZROY

Proposed Use RENTAL FLATS

Foundation Concrete Walls Fibrous Cone Blocks / Weatherboard Roof Ribbed Galv Iron

AREA of Site

AREA of existing buildings

AREA of existing accessory buildings

AREA of Building in application

Builder Owner (H.L.F. Builders) Address 28 McLEAN ST FITZROY

Designer " Address "

Structural Eng Alex Brodie Address

Building Projects Authority Required Yes / ~~No~~ Supplied Yes / ~~No~~

		FOR OFFICE USE Corrected Value Fees
Total Value of Building	$ 20700	
Sanitary Plumbing and Drainage	$ 2360	
Value of Building for Permit	$	
Water for Building		
Building Research Levy on	$	
Hoardings Mths @		
		TOTAL FEES BUILDING

Starting Date January 76 Finishing Date February 76

NAME AND ADDRESS OF APPLICANT G. R. FISHER 28 McLEAN ST. FITZROY

Phone 80523

Signature of Applicant G R Fisher

Signature of Owner G R Fisher

Document Set ID: 404574
Version: 1, Version Date: 01/03/2006

340/28

NEW PLYMOUTH CITY COUNCIL —CITY ENGINEER'S DEPARTMENT

APPLICATION FOR SERVICES, PLUMBING & DRAINAGE

To the City Engineer Phone No. 80523

I wish to apply for permission to carry out the work described in the plans and specifications deposited herewith at:—

House No. 28 Street McLEAN St. FITZROY Lot No. 1 D.P. 5403

OWNER G. A. FEAVER Area of Site

ADDRESS 28 McLEAN St. Fitzroy Signature of Applicant

Proposed Use FLATS. Signature of Owner

VEHICULAR CROSSING

When Required

Proposed Existing ft. Position

L/Boundary to C/ Line N.A

WATER CONNECTION

Size of Existing Connection 1" 3/4

Size of Requested Connection 3/4

Distance from L/Boundary

No. Units served Two

SEWER CONNECTION & (STORMWATER)

Size of Existing Connection 4"

Size of Requested Connection 4"

Distance from L/Boundary

Common Drain Yes / ~~No~~

Stormwater Disposal (specify) Soak Holes.

PLUMBING AND DRAINAGE

Name of Registered Plumber / Drainlayer WETTON & STADDON

Value of Proposed Work Plumbing 2000

Drainage 350

Water Supply Materials P.V.C. ~~Copper~~ ~~Galvanised Iron~~

Drainage

Size of Existing Drainage

Size of Proposed Drainage

Other Works Proposed

Stormwater Disposal (specify) Soak Holes.

FOR OFFICE USE

File No. 12 73 Rec. No. 11270 Check Sht. No. 9569 FEES Sewer

Water

Date 29 DEC 1975 Zone Res R1 Sewer Sht. No. 20 P & D

Veh. Crg.

Document Set ID: 404574
Version: 1, Version Date: 01/03/2006

340/25 DEC 1975

12 73

ALEXANDER BRODIE

B.E., M.Sc., F.N.Z.I.E.

REGISTERED ENGINEER

CONSULTING ENGINEER

46 Frank Wilson Terrace
~~38 Centuryon Street~~
NEW PLYMOUTH, N.Z.

PHONE 89-112

10 December 1975

Mr G.A. Feaver
28 McLean Street
NEW PLYMOUTH

Dear Sir 28 MCLEAN STREET

Site investigations were carried out ~~on the~~ on the above section for two single storied concrete block units with a concrete slab floor.

A power drill opened up four test-bore holes. Cores were extracted with a thin walled sampling tube. The specimens so obtained were tested for bearing capacity of the soils, using a pocket penetrometer. (See Sketch Plan) The units straddle an ancient route of the Te Hemi Stream.

SOLUTION 1 Trench below load bearing walls to natural ash, or sand level, up to 5 feet to 6 feet in depth. Cast 15 inch wide concrete stepped footings. Erect load bearing and block walls thereon. Deep trenches MUST be shored in filled ground.

SOLUTION 2 Drill 16 inch diameter bore holes under load bearing and fire walls to firm ash or to sand level and use cast-in-situ concrete piles at 4'6" maximum centres and cap with ground beams. Key piles to ground beams. Brick tor, bond beams, reinforcement, etc, as normal.

NOTE Ground water level is below sand level.

Strip turf, and cross-roll site with a heavily loaded twin-tyred truck. The filling has been in place at least forty years, but still should be test loaded and compacted in this manner under the concrete floor. This should be the first operation on the site.

Normal flat slab internal floor construction should then be reasonably satisfactory.

Yours faithfully

ALEXANDER BRODIE
CONSULTING ENGINEER

NEW PLYMOUTH CITY COUNCIL
DATE

Document Set ID: 404574
Version: 1, Version Date: 01/03/2006

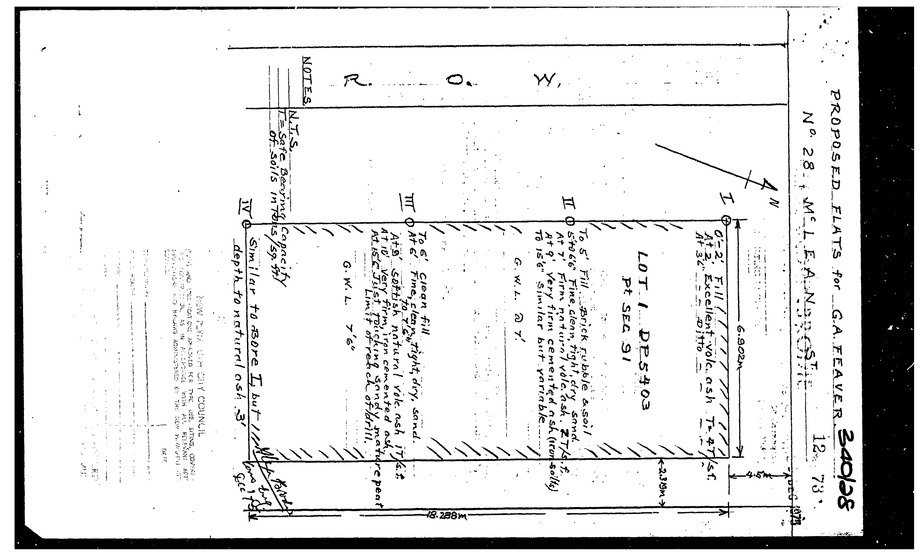

Document Set ID 2540271
Version: 1, Version Date: 01/03/2006

ATTACHMENT 3290202/3

19 JAN 1978

Specification plumbing & drainage to Two Rental Units for G & P FERRIER.
28 McLean St N.P.
legal description being
Lot 1, DP 5403.

Plumber.

Spouting & down pipes — Marley. PVC.
Taps, Sink & Bath Pcon — Crystaline
W/M & Tub Taps Combined
Tub stainless steel.
Sink stainless steel.
Shower Mixer — Markham
Shower Rose. — Toplees
2 Hose Taps.
90 litre HWC (Elektra)
WC pans - Dual Cistern & cl. f. seat.
Bath plix — DB 12.
Hand Basin — WB 14
Shower Tray - stainless steel
Hot & Cold. water pipes - Copper ½"
Waste pipes Copper under floor - PVC above
12 metres. 4" Gew. Sewer pipe
12 metres ¾" PVC water main
Shower Lining Vynil
Roofing Tray Section

NEW PLYMOUTH CITY COUNCIL
PLANS AND SPECIFICATIONS ANNOTATED FOR TYPE, USE, SITING, COVERAGE, ALTERATION, ADDITION, ALTERATIONS IN ACCORDANCE WITH ALL RELEVANT ACTS, REGULATIONS AND BY-LAWS ADMINISTERED BY THE NEW PLYMOUTH CITY COUNCIL.

	DATE
TOWN PLANNING	
PUBLIC HEALTH	
BUILDING	
ENGINEER	

THESE PLANS AND SPECIFICATIONS ARE THE PROPERTY OF THE [illegible] AND MUST BE KEPT ON SITE.

Document Set ID: 404574
Version: 1, Version Date: 01/03/2006

340/28 12/73

AMENDMENT

13 JAN 1976

Fire Wall Partition

Section A-A
B-B



Wall Piers

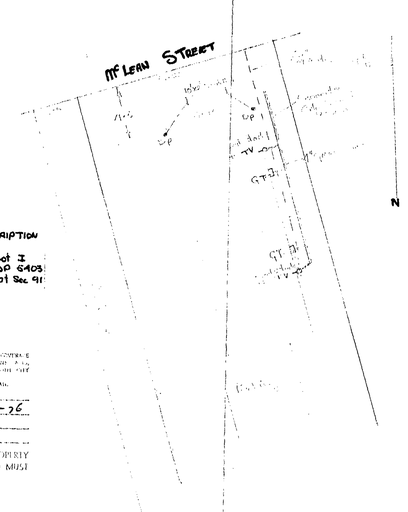

Site Description

Lot 7
DP 6403
pt Sec 91

NEW PLYMOUTH CITY COUNCIL

		DATE
TOWN PLANNING		
PUBLIC HEALTH		13-1-76
BUILDING		
ENGINEER		

THESE PLANS AND SPECIFICATIONS ARE THE PROPERTY OF THE NEW PLYMOUTH CITY COUNCIL AND MUST BE KEPT ON SITE.

Amendment for 2 Unit (Rental) for G+P Ferner
28 McLean St New Plymouth.

A.L.F. Builders
Drawn 11-1-76

Document Set ID: 404574
Version: 1, Version Date: 01/03/2006

NEW PLYMOUTH CITY COUNCIL 34012

CITY ENGINEER'S DEPARTMENT **ASSESSED REQUIREMENTS**

5 74

File No.

Project: Room Extn. Check Sheet No. 21598

Owner: Mrs M M Collinson Sewer Sheet No. 20 Plotted:

Address: 28 McLean St (Flat B) Zone: Res R1

Lot No. 1 D.P. 11826 Sec. No. Area of Site:

VETTING TO BE COMPLETED BY 22 MAY 1981

TOWN PLANNING

Designations

Area of Buildings

Coverage

Maximum Height

Front Yard

Relat. of Bldg. Size: (1) Rear Yard

(2) Side Yard

Open Space

Grassed Areas

Trees ✓

Building Lines & Street Widening

Parking

Access to Rear of Site

Accessory Buildings

Service Lanes & R.O.W.

Crossing Length

Gross Floor Area of Shops

Resid. Accom.

Levels of Site

Use of Yards

Loading

Screening

Amalgam. of Titles

Remarks:

SEE SECTION CARD

TOWN PLANNING

SEWER

WATER STORMWATER

Ring 21581 - will come in on 3 2nd - ✓

Approved

Not Approved

Document Set ID: 404574
Version: 1, Version Date: 01/03/2006

340/98

S E R V I C E S

A: SEWER CONNECTION

Existing Service _____
Required Service _____
Location _____
Depth _____
Special Requirement _____
Common Drain _____
Fee $ _____

STORMWATER CONNECTION

_____
_____
_____
_____
_____
_____
Fee $ _____

FEE $:

B: WATER CONNECTION

Existing Service _____
Distance from L/Boundary _____ Height above Datum _____
Distance: Main to Boundary _____
Boundary to Load _____
Required Service _____
Meter _____

FEE $:

C: PLUMBING

No. Fittings W.Cs 3 Baths 2 Basins 1 Sinks 2 Showers 2 Tubs 2 Others ___
Total Values _____
Supply Pipe Sizes _____ P.V.C. ☐ Copper ☐ Gal. Iron ☐
Backflow Prev. _____
Other Fittings _____
Estimated Value _____ Plumbing Fee _____

DRAINAGE

Existing _____ Required _____
Fittings Required _____
Common Drain _____
Septic Tank _____
Stormwater _____
Estimated Value _____ Drainage Fee _____

Total Estimated Value P. & D. $ ___:__ FEE $ N/A

D: VEHICULAR CROSSINGS

Type of Footpath Concrete Condition Good
Kerb & Channel _____
Existing Crossing _____ Grant No 4104
New Crossing 3.7 D.D. Position _____
Strengthen Path Sq.Yds. _____ Level at Boundary _____

STREET WORKS FEE $ Nil m.a. **DEPOSIT DAMAGE FEE** $:

Document Set ID: 404574
Version: 1, Version Date: 01/03/2006

REMARKS : CORRESPONDENCE : AGREEMENTS
SPECIFIC REQUIREMENTS

340/28

The extension sits over a SW. line. Care should be taken to avoid weight of the building being transferred on to the pipe.

P. Nelson Fernando
Approved 28/5/81
Not Approved

Approved
Not Approved

Approved K.C. 29.5.81
Received 29.5.81 Not Approved

Approved K.C.
Not Approved

[illegible] Room [illegible] Lockup
Veranda [illegible]
Not attachable
No fee payable re-assessed 1/7/81
Approved
Not Approved
M. Ayes
1/7/81

Document Set ID: 404574
Version: 1, Version Date: 01/03/2006

E : HEALTH & BY-LAWS 300/32 13

Areas
Light
Ventilation
Remarks:

Approved OW 31/6/81
Not Approved

F: DANGEROUS GOODS

Domestic or Commercial
Storage Capacity & Location N/A
Licence Required ~~Yes~~/No

Approved NS
Not Approved

G : BUILDING

Remarks:
Lateral stability is to be provided to the concrete block wall. Plans are to be amended to show this has been done with the action

FEES:		
Bldg.	2300 00	12- 00
Water Bldg.		
B.R.L.		
TOTAL		$ 12-00

Building Inspector
Approved
Not Approved
Specification:

Structural Engineer
Approved
Not Approved
Fire Service
Recommended
Not Recommended

VETTING TO BE COMPLETED 16.6.81

PERMIT NO. 47785

Approved
Not Approved

APPROVING ENGINEER

Document Set ID: 404574
Version: 1, Version Date: 01/03/2006

340/28

NEW PLYMOUTH CITY COUNCIL

5 74

FOR OFFICE USE: File No. 1752 Check Sheet No. 21598

Receipt No. 1752 Sewer Sheet No. 20

Date of Receipt 1.7.81 Zone Res. R1

TO THE CITY ENGINEER

1 F MAY 198

Date 15-5-81.

APPLICATION FOR BUILDING PERMIT

Lot No.

At (House No.) 28b W Leon St

D.P.

For erection of Room extension

Sec. No.

OWNER W. M. Collinson ADDRESS 28b W Leon St.

Proposed Use Sun room.

Foundation Concrete Walls Timber Roof Tiles.

AREA of Site

AREA of existing buildings M^2

AREA of existing accessory buildings M^2

AREA of Building in application M^2

Builder L. J. Kilgour. Address P.O. Box 435 NP.

Designer Address

Structural Eng. Address

Building Projects Authority Required Yes / No Supplied Yes / No

		FOR OFFICE USE Corrected Value	Fees
Total Value of Building	$5300.		
Sanitary Plumbing and Drainage	$		
Value of Building for Permit	$		
Water for Building			
Building Research Levy on	$		
Hoardings Mths @		TOTAL FEES BUILDING	/

Starting Date Finishing Date

NAME AND ADDRESS OF APPLICANT L. J. Kilgour.

P.O. Box 435 NP. Phone 75391.

Signature of Applicant

Signature of Owner

Document Set ID: 404574
Version: 1, Version Date: 01/03/2006

15 MAY 198 240128 74

Concrete Blocks To be extended from the existing wall.
Timber frame To be 100x50 lined with Lockboard + the exterior with Custom Hardiflex Siding To be theatboard with fibreglass batts in cavity.

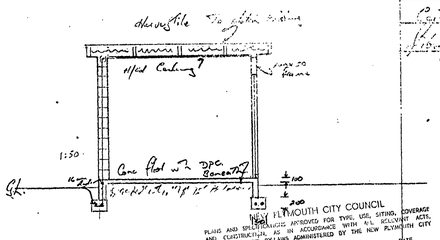

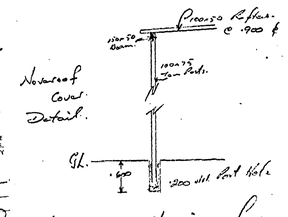

NEW PLYMOUTH CITY COUNCIL
PLANS AND SPECIFICATIONS APPROVED FOR TYPE, USE, SITING, COVERAGE AND CONSTRUCTION, AS IN ACCORDANCE WITH ALL REQUIRMENT ACTS, REGULATIONS AND BY-LAWS ADMINISTERED BY THE NEW PLYMOUTH CITY COUNCIL.
DATE
TOWN PLANNING
PUBLIC HEALTH
BUILDING
ENGINEER
PLANS AND SPECIFICATIONS MUST BE PROVIDED ON SITE TO NEW PLYMOUTH CITY COUNCIL OFFICERS ON REQUEST ON SITE.

1:50.

Proposed room extension for Mr M.M. Collinson at 28b McLean St N.P.

Document Set ID: 404574
Version: 1, Version Date: 01/03/2006

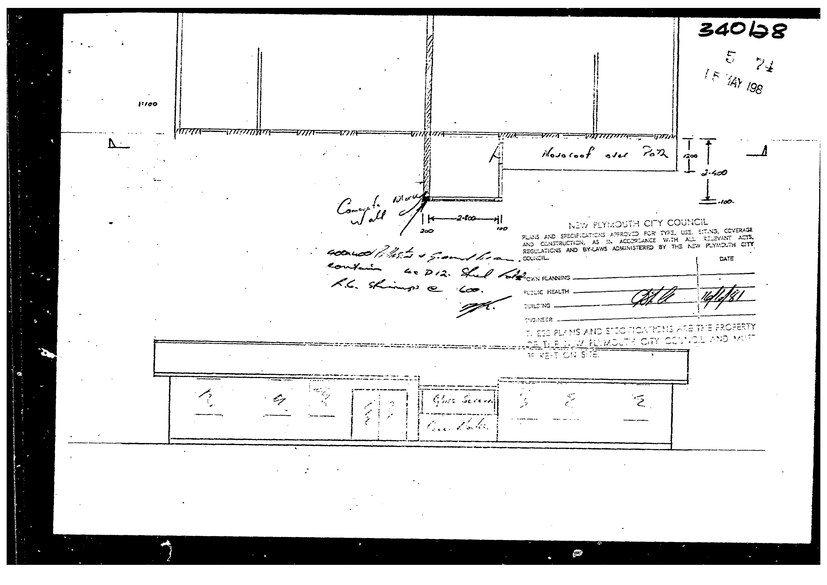

Document Set ID: 404574
Version: 1, Version Date: 01/03/2006

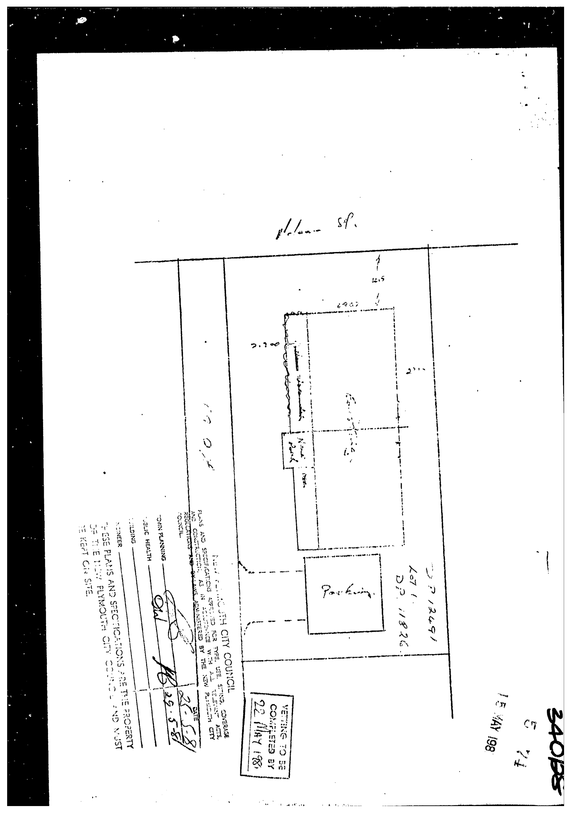

Document ID: 2540271
Version: 1 Version Date: 01/01/2006

~~16mm~~ 35mm

BUILDING FILE

Code No. 340 / 28

Subject Two Rental Units

Room Exten

Permit No R14270

A7785

Date 15-1-76

1-7-81

No. Sheets 1

Document Set ID: 404573
Version: 1, Version Date: 03/03/2006

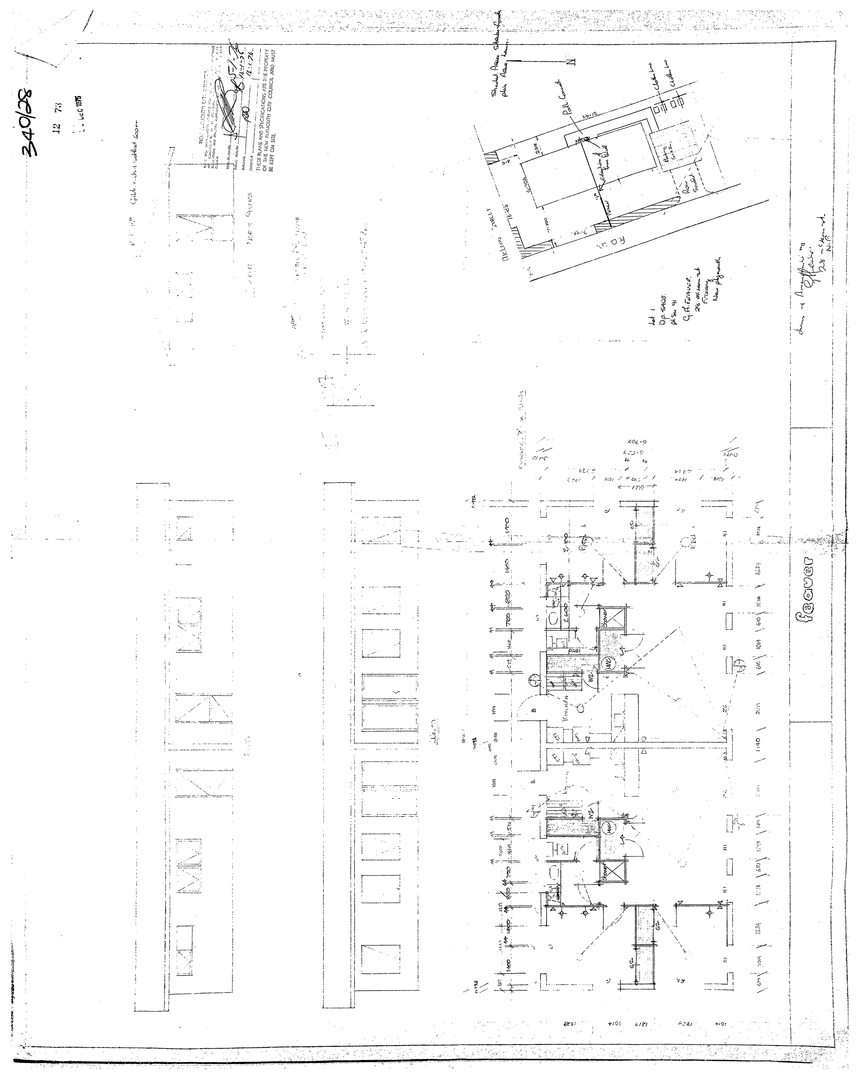

Document Control Number
Document Control Number 0000000

~~16mm~~ 35mm

BUILDING FILE

Code No. 340 / 28

Subject Two Rental Units

Room Exten

Permit No R14270

A7785

Date 15-1-76

1-7-81

No. Sheets 1

Document Set ID: 404572
Version: 1, Version Date: 03/03/2006

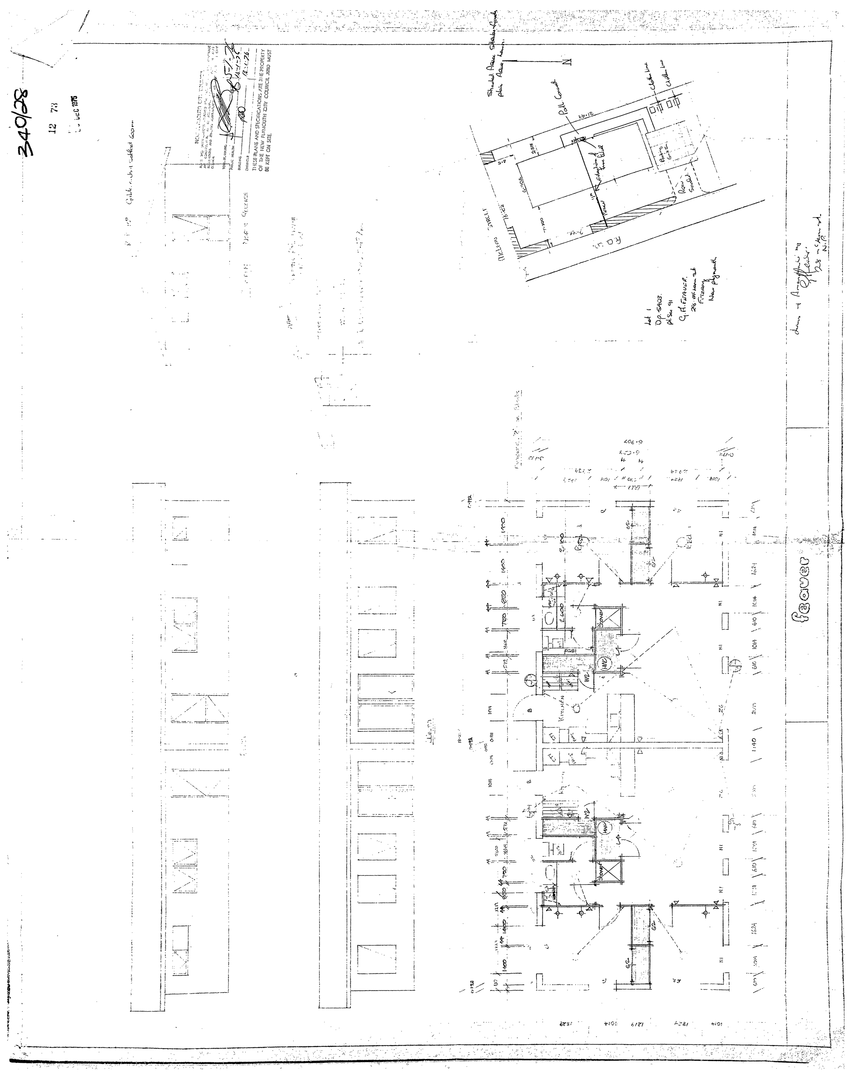

POWERED BY

ownly

Licensed REAA 2008

move.

darrell paterson

OWNER & SALESPERSON

027 493 7134
darrell@bestmove.co.nz
bestmove.co.nz

riley blair

SALES ASSOCIATE TO DARRELL PATERSON

027 441 6308
riley@bestmove.co.nz
bestmove.co.nz