move.

council records

30b tukapa street
westown

2 of 3

Statement of Passing Over:

This information has been supplied by the vendor or the vendor's agents and move (powered by ownly Ltd licensed REAA 208) is merely passing over this information as supplied to us. We cannot guarantee its accuracy as we have not checked, audited, or reviewed the information and all intending purchasers are advised to conduct their own due diligence investigation into this information. Where you have been supplied with a Council Property File or a LIM Report, please note there may be matters relating to pre-1992 consents or permits in this file which may need further investigation in order to determine their relevance. To the maximum extent permitted by law we do not accept any responsibility to any party for the accuracy or use of the information herein.

58130

NEW PLYMOUTH CITY COUNCIL

PLANS AND SPECIFICATIONS APPROVED FOR BUILDING CONSTRUCTION AS IN ACCORDANCE WITH THE BUILDING REGULATIONS AND BYLAWS ADMINISTERED BY THE NEW PLYMOUTH CITY COUNCIL

TOWN PLANNING DATE
PUBLIC HEALTH
BUILDING
ENGINEER

THESE PLANS AND SPECIFICATIONS ARE THE PROPERTY OF THE NEW PLYMOUTH CITY COUNCIL AND MUST BE KEPT ON SITE.

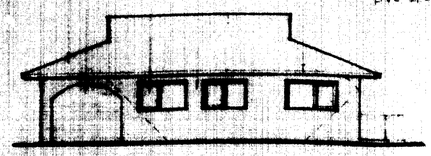

EAST ELEVATION 1:100

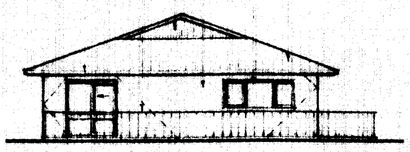

NORTH ELEVATION 1:100

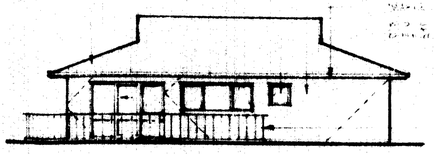

WEST ELEVATION 1:100



SOUTH ELEVATION 1:100

2 55

18 FEB 1975

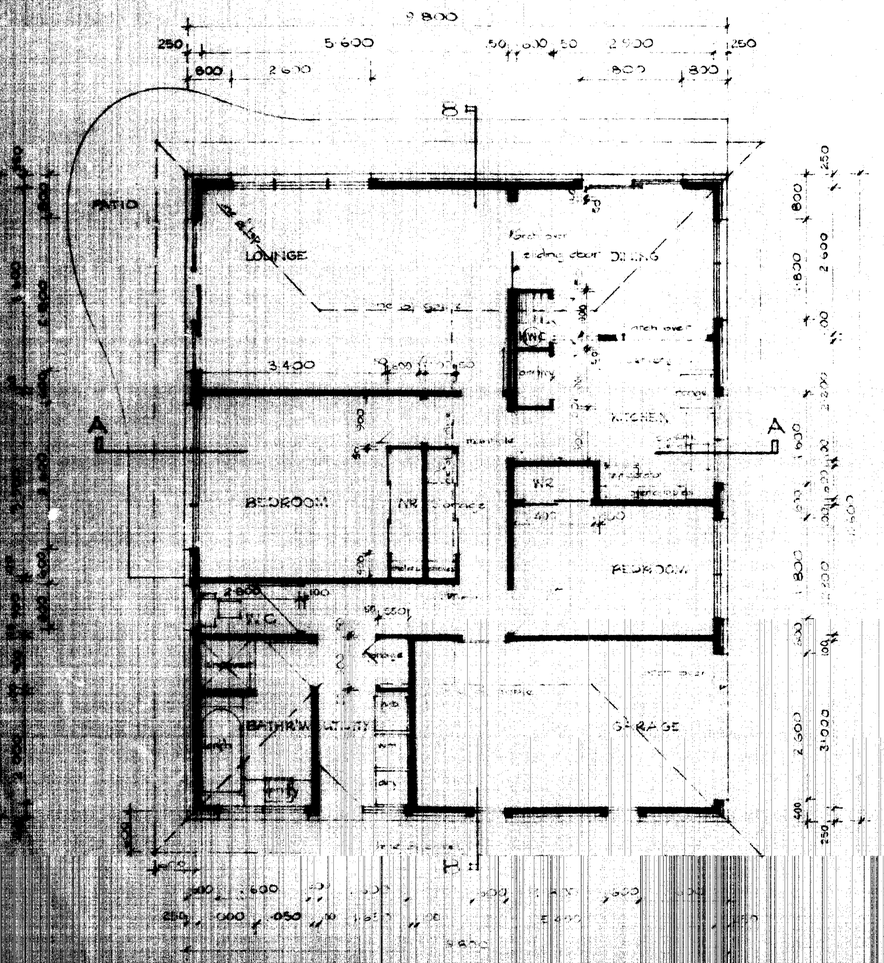

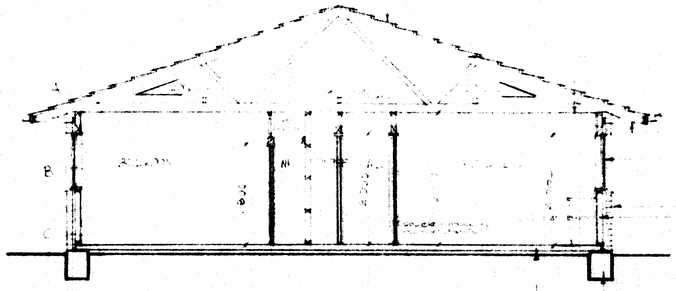

SECTION A-A 1:100

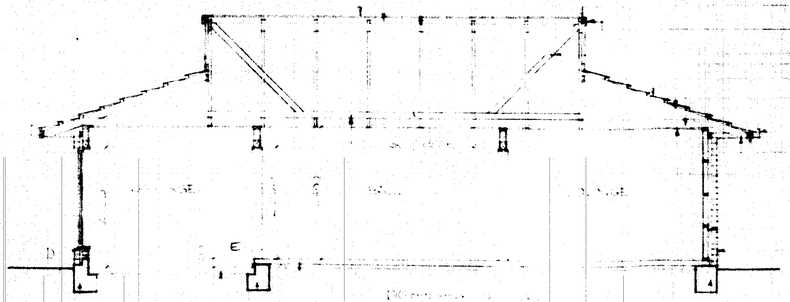

SECTION B-B 1:100

	ISSUE	REVISION	DATE	SCALES	DRAWING No

595/30

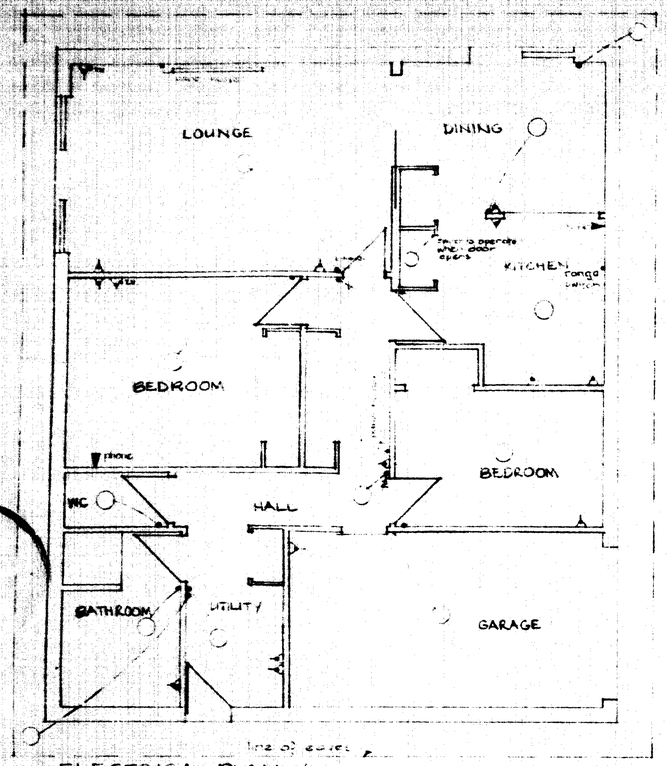

ELECTRICAL PLAN (DIAGRAMATIC ONLY)

LEGEND

- ceiling mounted incandescent light fitting
- one way light switch
- two way light switch
- power socket outlet
- power socket outlet with switch
- unswitched spur outlet

NEW PLYMOUTH CITY COUNCIL

THESE PLANS AND SPECIFICATIONS ARE THE PROPERTY OF THE NEW PLYMOUTH CITY COUNCIL AND MUST BE KEPT ON SITE.

2 55
18 FEB 1976

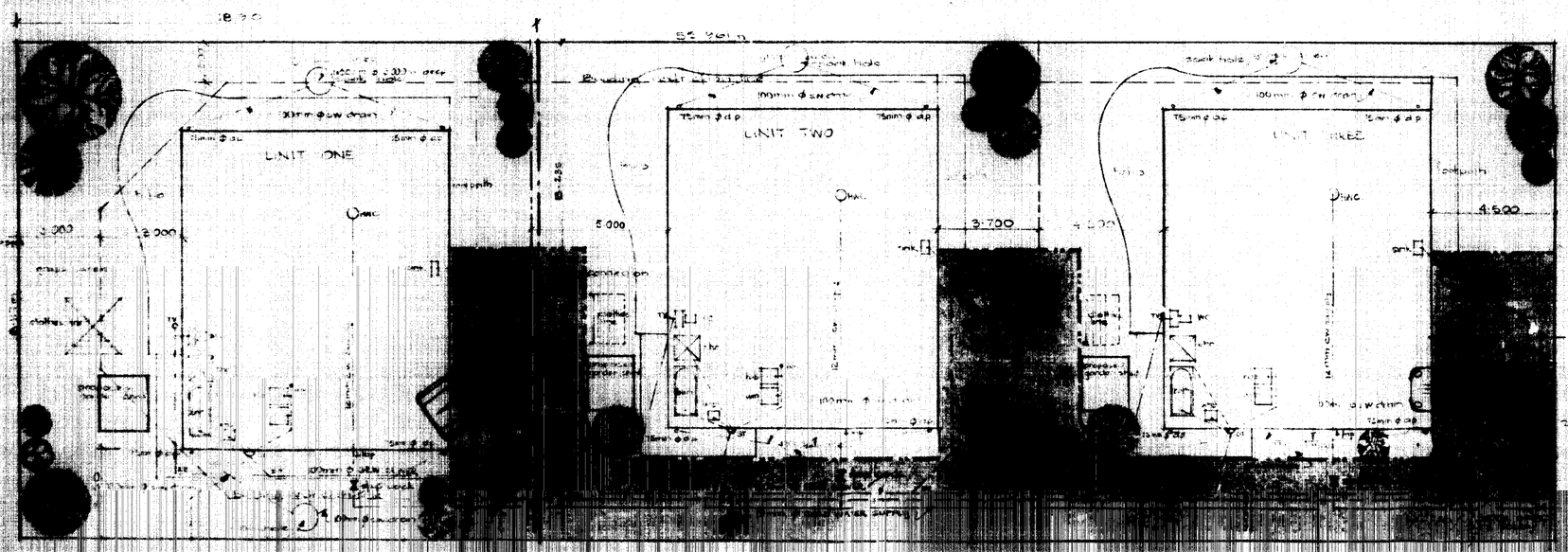

SITE PLAN

PROPOSED GYD APARTMENTS AT TUKUPA STREET	ELECTRICAL PLAN SITE PLAN	A		E.D.	300

595/30

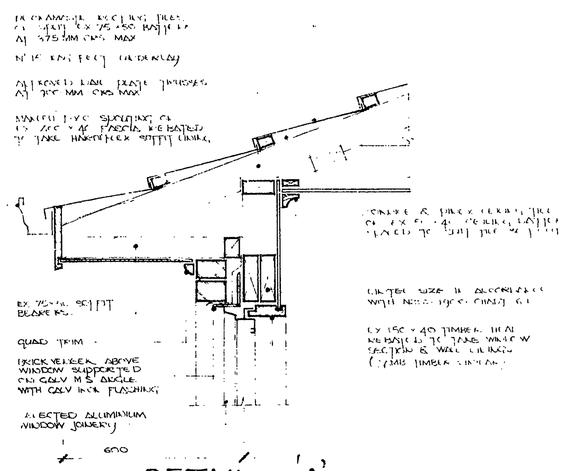

DETAIL 'A' 1:10

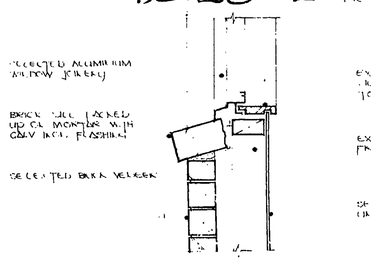

DETAIL 'B' 1:10

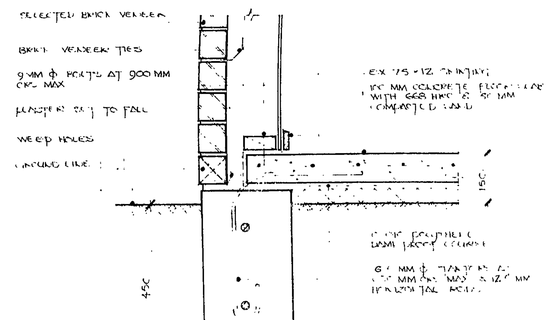

DETAIL 'C'

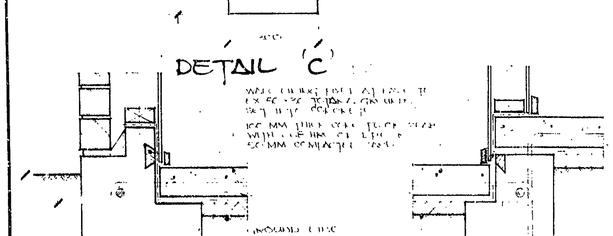

DETAIL 'D' 1:10

DETAIL 'E' 1:10

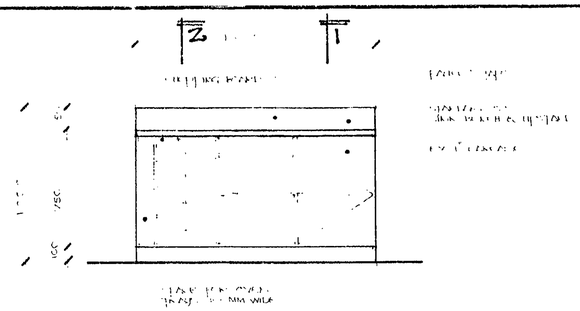

BENCH UNIT (typical) 1:20



OVER CUPBOARDS (typical) 1:20

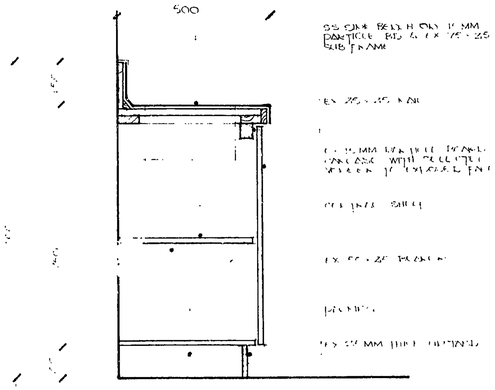

SECTION 1-1. 1:10

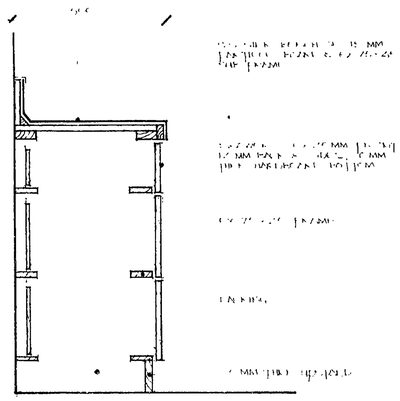

SECTION 2-2. 1:10

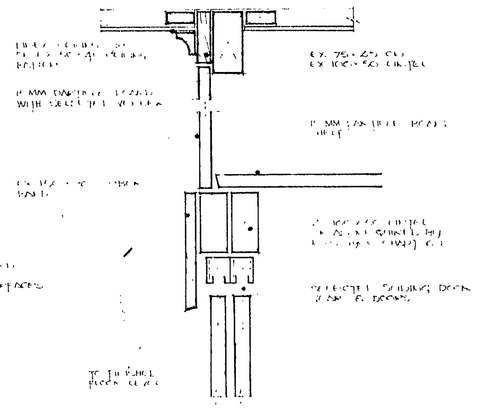

TYPICAL WARDROBE 1:20

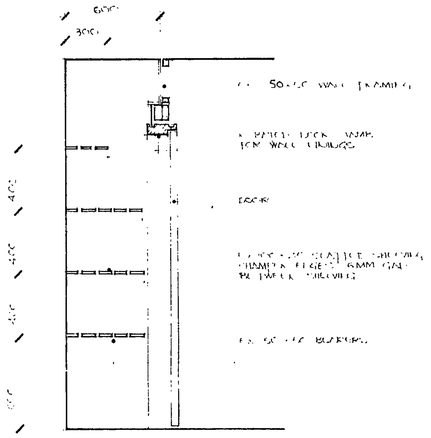

H.W. CUPBOARD. 1:20

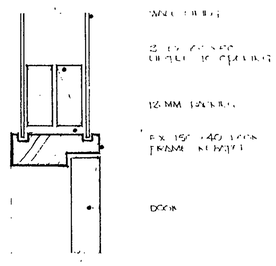

TYPICAL INTERIOR DOOR 1:10

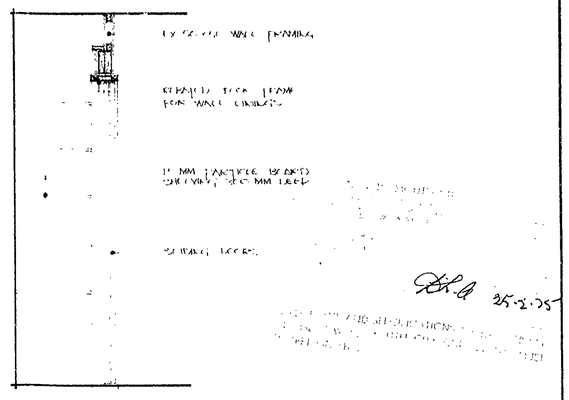

STORAGE CUPBOARD. 1:20

25.2.75

2 55

18 FEB 1975



PANTRY 1:20

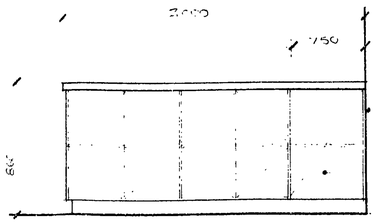

CONSTRUCTION AS UNIT SIMILAR TO SECTION 1-1

FIXED PANEL

SERVERY (opt. extra from kitchen) 1:20

John Broom & Associates BUILDING & ENGINEERING DESIGN CONSULTANTS P.O. BOX 212 NEW PLYMOUTH. PHONE 84-528 N.P.	PROJECT: PROPOSED O.Y.O. APARTMENTS AT TUKAPA ST., N.P. CLIENT: RIELLY & RODGERS ~ BUILDERS.	PART: CONSTRUCTION DETAILS. JOINERY DETAILS.	ISSUE / REVISION / DATE	SCALES	DESIGNED DRAWN CHECKED DATE	DESIGN NO. 300 DRAWING NO. 3

POWERED BY

ownly

Licensed REAA 2008

move.

darrell paterson

OWNER & SALESPERSON

027 493 7134
darrell@bestmove.co.nz
bestmove.co.nz

riley blair

SALES ASSOCIATE TO DARRELL PATERSON

027 441 6308
riley@bestmove.co.nz
bestmove.co.nz