197

HUGHES H.S.J.

75 FOURTH AVE.

119 DOCUMENTS

3 PLANS

23164 BC

23164

Whangarei Borough Council

B.24119

BUILDING APPLICATION FORM

Please Note that any person wishing to take a vehicle over footpath, other than a proper crossing constructed for such purpose, shall apply to Council for a permit to do so and shall pay a fee of £10.

Date: 21-7-1965

To: The Borough Engineer,

Sir,

I hereby apply for permission to Renovate Kitchen

at 75 Fourth Avenue (House Number and Street) for H. S. J. HUGHES (Owner)

of 75 Fourth Avenue (Address), according to locality plan and detail plans, elevations cross-sections and specifications of building deposited herewith in duplicate.

PARTICULARS OF LAND:

~~Assess.~~ VAL. No.: 75/60

Lot No.: 1

D.P.: 39540

Allotment No.: 5 Blk

LENGTH OF BOUNDARIES:

Front: 96.48

Back: 93.49

Side: 250 Area: 0:0:38

Side: 250

PARTICULARS OF BUILDING:

Foundations: —

Walls: —

Floors: Wood

Roofs: Iron

Area of Ground Floor: 1200 sq square feet.

Area of Outbuildings: ..... square feet.

Number of Storeys: Above kerb level..... Below kerb level.....

Average distance of set back of front of buildings from street boundary line: .....

ESTIMATED COST:

Building	£ 755
Sanitary Plumbing and Drainage	£ 145
Total	£900

PERMIT FEE 4:10:0.
WATER £ —
~~£4:10:0~~
Inspector.
Receipt No. 2992 C Date 23/7/65

Proposed purposes for which every part of building is to be used or occupied (describing separately each part intended for use or occupation for a separate purpose): Kitchen, Lavatory & Laundry

Proposed use or occupancy of other parts of buildings: .....

Nature of ground on which building is to be placed and on the subjacent strata: .....

RECEIVED
23 JUL 1965
WHANGAREI
CITY COUNCIL

Yours faithfully,

H S J. Hughes Owner.

Labour / Contract Builder.

Builder's Postal Address: .....

CALDER PRINT 5000/8/59

PERMIT TAKEN.

23164

DEPARTMENT	OFFICERS INITIALS AND REMARKS
ENGINEERS DEPARTMENT	
BUILDING INSPECTOR	
BOROUGH INSPECTOR	P. W. Barlow
TOWN PLANNING OFFICER	

23164

PROPOSED ALTERATION TO RESIDENCE F O R -

H. HUGHES ESQ., FOURTH AVENUE, WHANGAREI

Steps to be formed of concrete with 6" rises and 12" treads with 4" throat.

New partition shall be 3 x 2 at 18" centres with three rows of noggings.

Stud heights to be as shown on plan.

Ceiling joists shall be spaced at 20" centres well spiked to wall plates and to foot of rafters. Joists spanning more than 2'6 shall be secured to 6 x 2 stiffeners, well spiked to 4 x 1 hangers on the alternate side of stiffeners. Between ceiling joists cut in 3 x 2 or 2 x 2 noggings as required for cornices, etc., and all edges of ceiling sheets. In no case shall noggings be more than 6'0 apart.

Re-line ceilings and walls with 3/16" Pinex Hardboard, v-jointed and secured with 1½" panel pins.

Wall between Laundry and Dinette to be lined with ⅜" Gibraltar board fixed to the manufacturers' specifications and stopped with Plaster of Paris.

Cupboards shall be built to the Owner's design out of 1" dressed timber: around all cupboards extending to the floor, form toe space 3½" high and recessed 3" with 3 x 3 mitred angle blocks in all internal angles. Build up false floors at this level. Fix latch rails if necessary to all pairs of doors out of 2 x 1 cut in over shelving. Finish all internal angles against walls with ¾" quarter round beading. Construct all drawers with ½" thick finished backs and sides, 3/16" plywood or hardboard bottoms and ⅝" finished fronts, all properly framed, housed and dovetailed together. Fix solid full depth shelving at approx. 10" centres generally. Cutlery drawers shall be subdivided into compartments as directed with ⅜" thick divisions. Hang doors under on 1 pair of 2" butts with selected fasteners.

All doors to be flush panel out of coreboard not less than ⅝" thick.

Provide and fix one 6'0 formica sink bench with one standard stainless steel sink.

Linen and hot water cupboard: Allow for three rows of removable slotted shelves at 10" centres out of 2½" x ⅝" battens spaced ½" apart.

RECEIVED
2 JUL 1965
WHANGAREI
CITY COUNCIL

Preserve shelves to be at 1 x 9 at 12" centres.

Doors: Generally to be 6'6 x 2'6, 6'6 x 2'4 and 6'6 x 2'0 flush doors.

Windows: Kitchen, Two light frame, each 3'0 x 2'6 split two light all lights, Top Hung, (check on job).
Landscape 3'0 x 4'0, with 3'0 x 2'6 split all lights, Top Hung, one side.

Laundry: Two light frame, each 2'6 x 2'0, Top Hung
W.C: Single light frame, 2'6 x 2'0 , Top Hung

Frig. and range to be supplied by Owner.

Supply and fix one 2'6 x 2'6 stainless steel shower box floor, side

23164

walls and ceiling to be finished with 3/16" tempered hardboard with all joints neatly finished and made thoroughly watertight. Provide and fix a spray nozzle at average shoulder height.

Supply and fix a first quality stainless steel tub, complete with all required fittings. Support tub on 3 x 2 framing, with sides closed in with 1" timber. Fix two coreboard doors to front, hang doors on 2½" butt hinges and fix selected catches.

Supply and fix a 30 gallon electric water heater complete with 750 watt element and thermostatic control. Fix "Ajax" valve to service, carry up exhaust from top of cylinder, connect cylinder to existing bath, basin, shower, tub and sink.

W.C. Pan to be flushed with a low level, 24 g. copper lined, wood cased, cistern of 3 gallon capacity, fitted with all necessary fittings, such as ballcock, silencer tube, float, overflow, etc. To be connected to the pan with a 1½" chrome-plated on brass flush pipe and all necessary attachments.

Connect W.C., Shower, Tub and sink to existing plumbing and drainage as required.

Allow and fix new power points in selected positions.

Paint and paper all work as required by Owner.

23164

197

258 600

1

Connections

Water Conn. 1.0 from bdy.

88

13.4

2

5.3

90

for Sewer

Book

Tobins

3

11.9

6

92

Stormwater Pipes

150 mm Cast Iron Sewer Water Main

300 mm

100 mm

-NUE

73

5.30

11.40

75

77

5.5

7.0

79

375 mm Stormwater Pipes

Sewer Conn.

Water Conn. Not Found

81

83

Tobins Book for

M.H. Depth 1.45

Files

Water Conn. 85 Not Found

Inspectors

D. P. 14650

4

5

6

1

D. P. 39540

2

3

258 700

D. P. 47359

1

827400

2

D. P. 56454

BUILDING INSPECTOR'S FIELD SHEET

AUTHORITY

Stats. No. E 007781

WHANGAREI CITY

No. 23164 D

Inspector: M

File No. 197

Receipt No.

Date Permit Issued 28/1/87

OWNER

Name A R HASLEM

Mailing Address 75 FOURTH AVENUE

WHANGAREI

BUILDER

Name AS OWNER

Mailing Address

PROPERTY ON WHICH BUILDING IS TO BE ERECTED/~~DEMOLISHED~~

SITE

Street No. AS OWNER

Street Name

Town/District

Riding

LEGAL DESCRIPTION

Valuation Roll No. 761/94

Lot 1 D.P. 39540

Section Block

Survey District

DESCRIPTION OF PROPOSED WORK AND MAIN PURPOSE OF USE

ERECT PRIVATE CARPORT

FLOOR AREA

Whole Sq. Metres 28.0

DWELLING UNITS

Number Erected

ESTIMATED VALUES $

Building	1,200
Plumbing	
Drainage	
TOTAL	1,200

NATURE OF PERMIT (TICK BOX)

- [ ] NEW BUILDING – exclude domestic garages and domestic outbuildings
- [ ] FOUNDATIONS ONLY
- [x] ALTERED, REPAIRED, EXTENDED, CONVERTED, RESITED – include installation of heating appliances
- [ ] NEW CONSTRUCTION OTHER THAN BUILDINGS – include demolitions
- [ ] DOMESTIC GARAGES AND DOMESTIC OUTBUILDINGS

FEES APPLICABLE

Building Permit	$ 19 80	Water Connection	$
Street Damage Deposit	$	Vehicle Crossing Levy	$
Building Research Levy	$	M.S. Plumbing	$
Plumbing	$		$
Drainage	$		$
Sewer Connection	$	TOTAL:	$ 19 80

Receipt No. 397234

Date of Payment 14/1/87

Authorised Officer J McNelson

Special Conditions:

Date Inspected	REMARKS (e.g. stage reached with work)
22-12-87	finished no record of any previous inspection JR

(CONTINUED OVER)

2211

23164

WHANGAREI CITY COUNCIL

197
FILE NUMBER

EC07781
PERMIT NUMBER
26-1-87

RECEIVED
14 JAN 1987
WHANGAREI CITY COUNCIL

BUILDING APPLICATION FORM

Please Note that any person wishing to take a vehicle over footway other than a proper crossing constructed for such purpose, shall apply to the Council for a permit to do so and shall pay the appropriate deposit.

To: The CITY Engineer

I hereby apply for permission to BUILD CARPORT.

at 75 FOURTH AVE (House Number and Street) for A.R & VM HASLEM. (Owner)

of 75 FOURTH AVE WHANGAREI (Address) according to locality plan and detail plans, elevations cross-sections and specifications of building deposited herewith in duplicate.

PARTICULARS OF LAND:

Assess. No. 761/94

Lot No. 1

D.P. 39540

LENGTH OF BOUNDARIES:

Front 19.41 Area

Back 18.81

Side ~~19.4~~ 50.29 Side 50.29

PARTICULARS OF BUILDINGS:

Foundations EXISTING. Floors CONCRETE (EXISTING)

Walls Roofs CORRUGATED IRON.

Area of Ground Floor (Metres) Area of First Floor or Mezzanine (Metres)

Area of Basement (Metres) Area of Outbuildings 28.3 (Metres)

Number of Storeys: Above kerb level Below kerb level

Average distance of set back of front of buildings from street boundary line

ESTIMATED VALUE:

Buildings $ 1200 = .00

Sanitary Plumbing $:

Sanitary Drainage $:

Total $ 1200 = .00

OFFICE USE ONLY

FEES PAID BY OWNER/BUILDER/OWNER'S AGENT

Proposed purpose for which every part of building is to be used or occupied (describing separately each part intended for use or occupation for a separate purpose) PRIVATE CARPORT.

Proposed use or occupancy of other parts of buildings

Nature of ground on which building is to be placed and on the subjacent strata

PLEASE PRINT OWNER	BUILDER	OWNER'S AGENT
NAME A.R. HASLEM.	NAME OWNER.	NAME
POSTAL ADDRESS 75 FOURTH AVE. WHANGAREI.	POSTAL ADDRESS	POSTAL ADDRESS
PHONE 480085.	PHONE	PHONE

Signature Date 14-1-87

Whangarei Print

TAGS

23164

DEPARTMENT	OFFICER'S INITIALS AND REMARKS	DATE
Res 2. Planning	APPROVED amanson	
Development and Subdiv.		
Fire Safety		
Water		
Stormwater and Sewerage	Sdassey	16/1/87
Roading		
Drainage and Plumbing	Drains under Bldg letter to owner 17/1/87	
Health		
Design		
Building Inspector		28/1/87
Required Driveways		
Dangerous Goods		
Labour Department		

23164

WHANGAREI CITY COUNCIL

Name A.R. & U.M. HASLEM

Address 75 FOURTH AVE

Builder OWNER

Rate Assessment 761/94

90711	Storm Water Connection Fee No.	
90710	Sewer Connection Fees No.	
90250	Building Permit Fees	19-80
90258	Permit to Cross Footway Fee	
90808	Water Connection Fee No.	
90251	Building Research Levy	
90226	Photo Copying (Zerox)	
90820	Water for Building	
90257	Sundry Building Fees	
94102	Deposit to Cross Footway No.	

RECEIPT No. 297234

DATE 14.1.87

TOTAL FEES DUE $ 19-80

Inspector's Signature [illegible] Fees paid by [illegible]

CALDER & MACDONALD 3 82

SITE PLAN. 23164

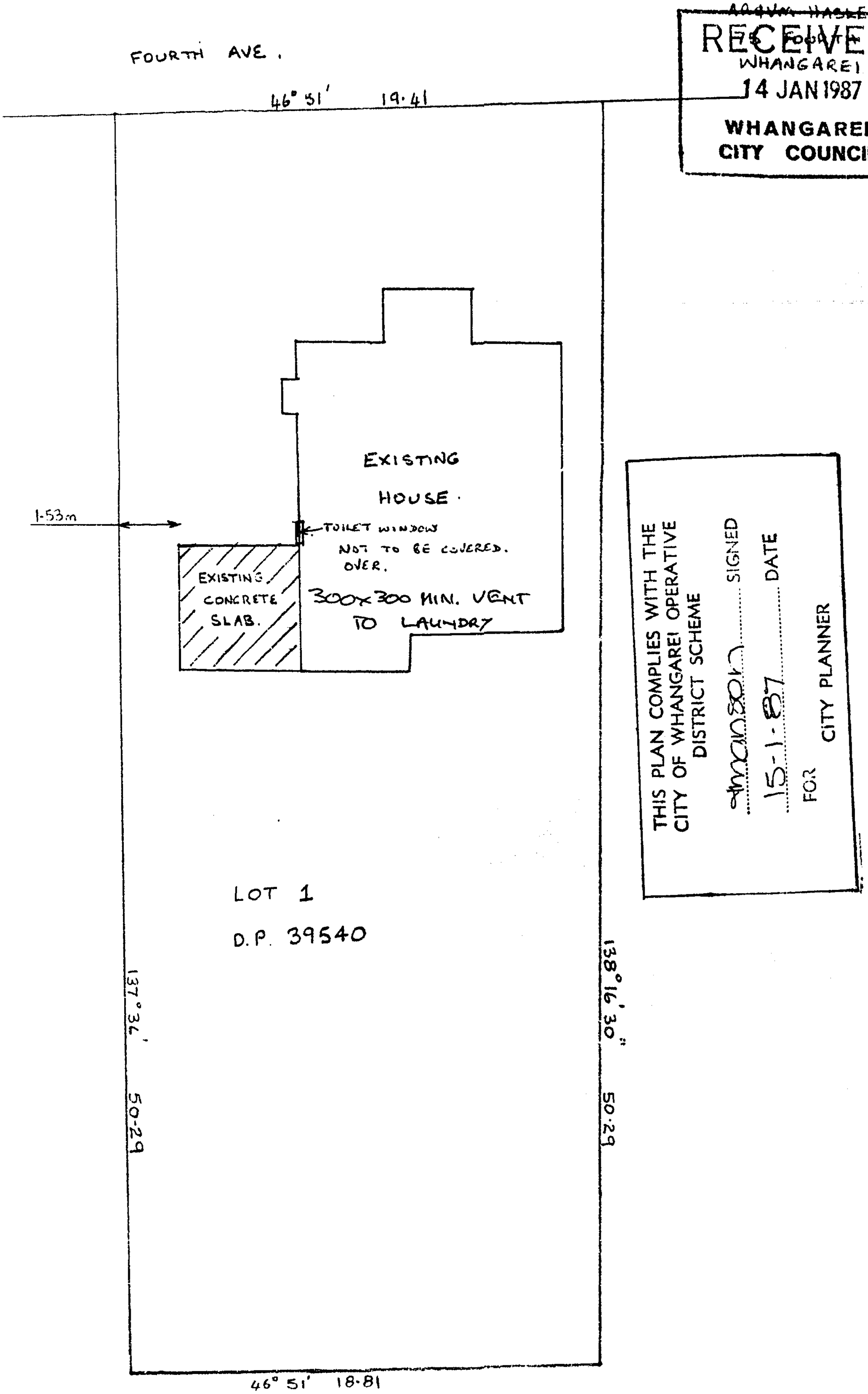

NTS

1619

23164

WHANGAREI CITY COUNCIL

197

FILE NUMBER

6064505

PERMIT NUMBER

13/9/88

BUILDING APPLICATION FORM

Please Note that any person wishing to take a vehicle over footway other than a proper crossing constructed for such purpose, shall apply to the Council for a permit to do so and shall pay the appropriate deposit.

To: The CITY Engineer

I hereby apply for permission to erect Enclose Carport.

at 75 FOURTH AVENUE (House Number and Street) for MF AND GA CARTWRIGHT (Owner)

of 75 FOURTH AVENUE (Address) according to locality plan and detail plans, elevations cross-sections and specifications of building deposited herewith in duplicate.

PARTICULARS OF LAND:

Assess. No. 761/94

Lot No. 1

D.P. 39540

LENGTH OF BOUNDARIES:

Front 19.41 Area 961m²

Back 18.81

Side 50.29 Side 50.29

PARTICULARS OF BUILDINGS:

Foundations ..... Floors Concrete.

Walls 9mm Bardsaw & Gravel Plywood Roofs Corrugated iron.

Area of Ground Floor ..... (Metres) Area of First Floor or Mezzanine ..... (Metres)

Area of Basement ..... (Metres) Area of Outbuildings ..... (Metres)

Number of Storeys: Above kerb level ..... Below kerb level .....

Average distance of set back of front of buildings from street boundary line .....

ESTIMATED VALUE:

Buildings $ 2000 : —

Sanitary Plumbing $ ..... :

Sanitary Drainage $ ..... :

Total $ 2000 : —

OFFICE USE ONLY

FEES PAID BY OWNER/BUILDER/OWNER'S AGENT

Proposed purpose for which every part of building is to be used or occupied (describing separately each part intended for use or occupation for a separate purpose) Car Garage.

Proposed use or occupancy of other parts of buildings .....

Nature of ground on which building is to be placed and on the subjacent strata Clay.

PLEASE PRINT

OWNER	BUILDER	OWNER'S AGENT
NAME MF AND GA CARTWRIGHT	NAME GA AND MF CARTWRIGHT	NAME
POSTAL ADDRESS 75 FOURTH AVENUE WHANGAREI	POSTAL ADDRESS 75 FOURTH AVENUE WHANGAREI	POSTAL ADDRESS
PHONE 480085	PHONE 480085	PHONE

G.A. Cartwright Signature Date 8-9-88

TAGS

AMBOND No.....

23164

DEPARTMENT	OFFICER'S INITIALS AND REMARKS	DATE
Planning	APPROVED JK 9/9/88	
Development and Subdiv.		
Fire Safety		
Water		
Stormwater and Sewerage	9/9/9	
Roading		
Drainage and Plumbing	12/9/90	
Health		
Design		
Building Inspector		13/9/89
Required Driveways		
Dangerous Goods		
Labour Department		

23164

WHANGAREI CITY COUNCIL

Name M F + G M Cartwright.

Address 75 Fourth Ave.

Builder Owner

Rate Assessment 761/94

90711	Storm Water Connection Fee No.	
90710	Sewer Connection Fees No.	
90250	Building Permit Fees	35-20
90258	Permit to Cross Footway Fee	
90808	Water Connection Fee No.	
90251	Building Research Levy	
90226	Photo Copying (Zerox)	
90820	Water for Building	
90257	Sundry Building Fees	
94102	Deposit to Cross Footway No.	

RECEIPT No. 81598

DATE 5.9.85

TOTAL FEES DUE $ 35 20

Inspector's Signature [signature] Fees paid by [signature]

CALDER & MACDONALD 3.82.

23164

RESIDENTIAL CHECK LIST

OWNER: ..... BUILDER: .....

ADDRESS: ..... BUILDING FILE: .....

	N/A	NOT O.K.	O.K.
1. APPLICATION FORM:			
A. Check for restrictions			
B. Filled out correctly			
C. Value and Fees			
D. Other Departments (Reverse Side)			
2. ATTACHMENTS:			
A. Design Cert & Calcs			
B. Specifications			
C. Bracing Sheet			
D. Unispan Set Out & Calcs			
3. PLANS:			
A. Endorsements			
Registered Engineer			
Designer			
Scales			
B. Site Plan			
Ground Contours			
Driveway & Parking			
S.W. & Sewage Disposal			
Distances from boundaries			
C. Foundation Plan			
Pile spacing			
Bracing piles			
Bearer size & spacings			
Sub-floor bracing			
D. Floor Plan			
Ground to floor heights			
Room designations & sizes			
Partitions sizes			
Wall bracing			
Beam & lintel sizes			
Fireplaces			
Roof overhang			
E. Elevations			
N - E - S - W			
Req. windows, light and ventilation			
Exterior sheathing			
Roof sheathing			
Base ventilation			
Roof bracing			
F. Block Base & Retaining Walls			
Calculations			
Footings			
Reinforcing			
Drainage			
Waterproofing			

	N/A	NOT O.K.	O.K.
G. Cross Sections			
(i) Subfloor			
Natural Ground Level			
Finished Ground Level			
Footing sizes & depth			
Brace pile fixings			
Sub Floor braces fixings			
Wooden floor			
Floor insulation			
Boundary & double joists			
Floor joists			
Herring boning & Floor Blocking			
Concrete floor			
Depth of fill			
Foundation steel			
Floor steel or floor cuts			
Slab thickness			
Under floor D.P.C.			
H/Down bolts			
(ii) Framing			
Plates & Nogs			
Stud Heights			
Stud size & spacing			
C/J span & spacing			
C/Nogs or batten spacing & size			
C/Runner size & span			
Truss Code No			
Truss/Rafter Span & spacing and pitch			
Light or Heavy Roof			
Ceiling or roof insulation			
B/P Walls			
B/P & netting roof			
Interior lining			
Wall insulation			
Purlin sizes & spacings			
4. GENERAL:			
Disposal of Excavated material			
Overhang not over 2.1m			
Fire rating between units			
Post to beam fixings			
Treatment exposed timber			
Miscellaneous			

B.I. ..... DATE: .....

23164

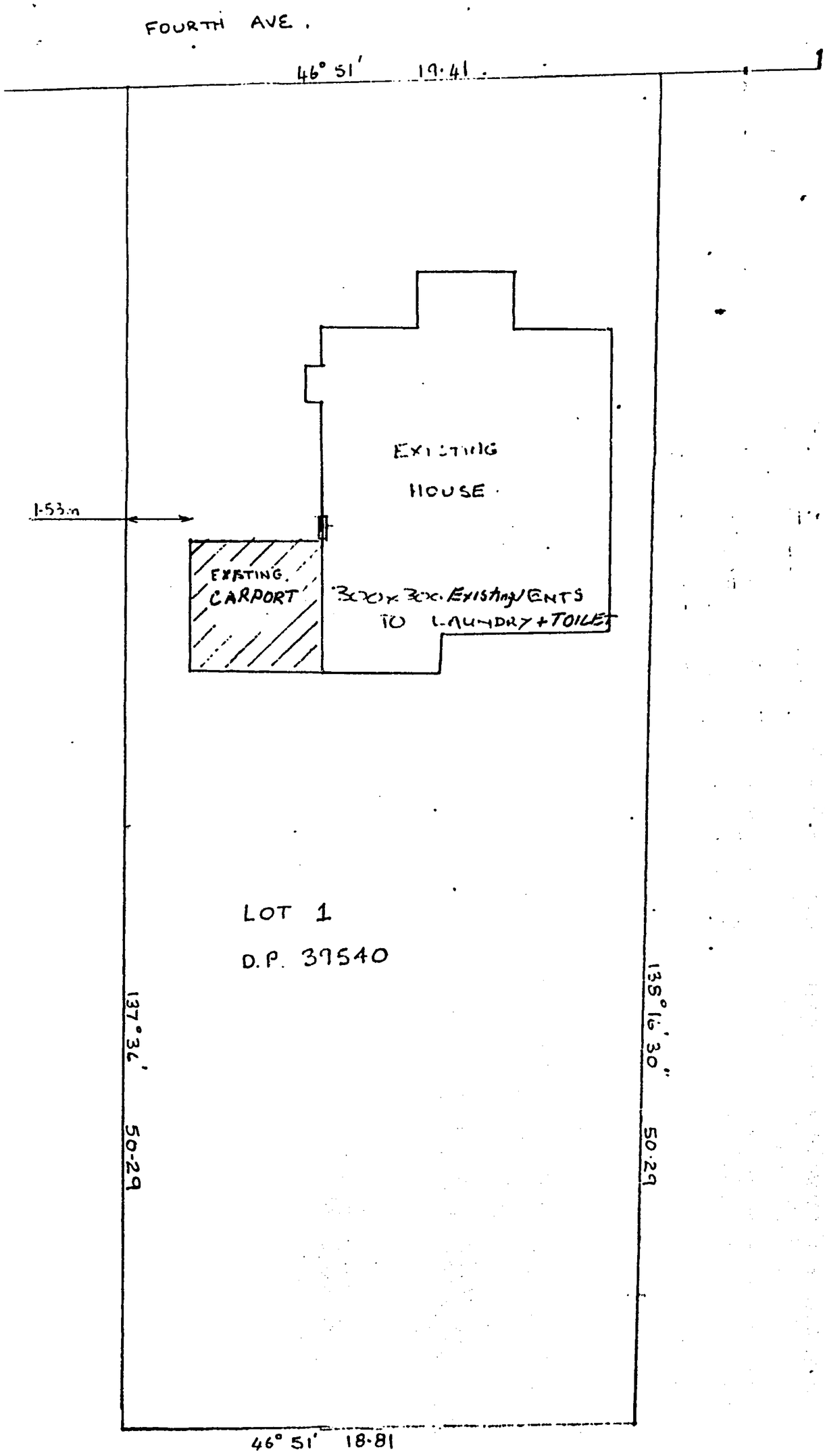
FOURTH AVE.
46° 51'
19.41
EXISTING
HOUSE
1.53m
EXISTING
CARPORT
300x300 EXISTING VENTS
TO LAUNDRY + TOILET
LOT 1
D.P. 39540
137° 36'
50.29
135° 16' 30"
50.29
46° 51'
18.81

NTS

BUILDING INSPECTOR'S FIELD SHEET

AUTHORITY

Stats. No. G 064505 D

WHANGAREI CITY

No. 23164

Inspector: M

File No. 197

Receipt No.

Date Permit Issued 13/9/88

OWNER

Name MF & GA CARTWRIGHT

Mailing Address 75 FOURTH AVENUE

WHANGAREI

BUILDER

Name AS OWNER

Mailing Address

PROPERTY ON WHICH BUILDING IS TO BE ERECTED/~~DEMOLISHED~~

SITE

Street No. AS OWNER

Street Name

Town/District

Riding

LEGAL DESCRIPTION

Valuation Roll No. 761/94

Lot 1 D.P. 39540

Section Block

Survey District

DESCRIPTION OF PROPOSED WORK AND MAIN PURPOSE OF USE

ENCLOSE EXISTING CARPORT

FLOOR AREA / DWELLING UNITS

Whole Sq. Metres

Number Erected

ESTIMATED VALUES $

Building	2,000
Plumbing	
Drainage	
G.S.T.	
TOTAL	2,000

NATURE OF PERMIT (TICK BOX)

- [ ] NEW BUILDING – exclude domestic garages and domestic outbuildings
- [ ] FOUNDATIONS ONLY
- [x] ALTERED, REPAIRED, EXTENDED, CONVERTED, RESITED – include installation of heating appliances
- [ ] NEW CONSTRUCTION OTHER THAN BUILDINGS – include demolitions
- [ ] DOMESTIC GARAGES AND DOMESTIC OUTBUILDINGS

FEES APPLICABLE

Building Permit	$ 35.20	Water Connection	$
Street Damage Deposit	$		$
Building Research Levy	$		$
Plumbing	$		$
Drainage	$		$
Sewer Connection	$		$
Vehicle Crossing Levy	$	G.S.T.	$
M.S. Plumbing	$	TOTAL:	$ 35.20

Receipt No. 595592

Date of Payment 9/9/88

Authorised Officer J McNelson

Special Conditions:

Date Inspected	REMARKS (e.g. stage reached with work)

(CONTINUED OVER)

SIDE ELEVATION

300 x 25 FASCIA



APPROX GROUND Level

SCALE 1:20

REAR ELEVATION

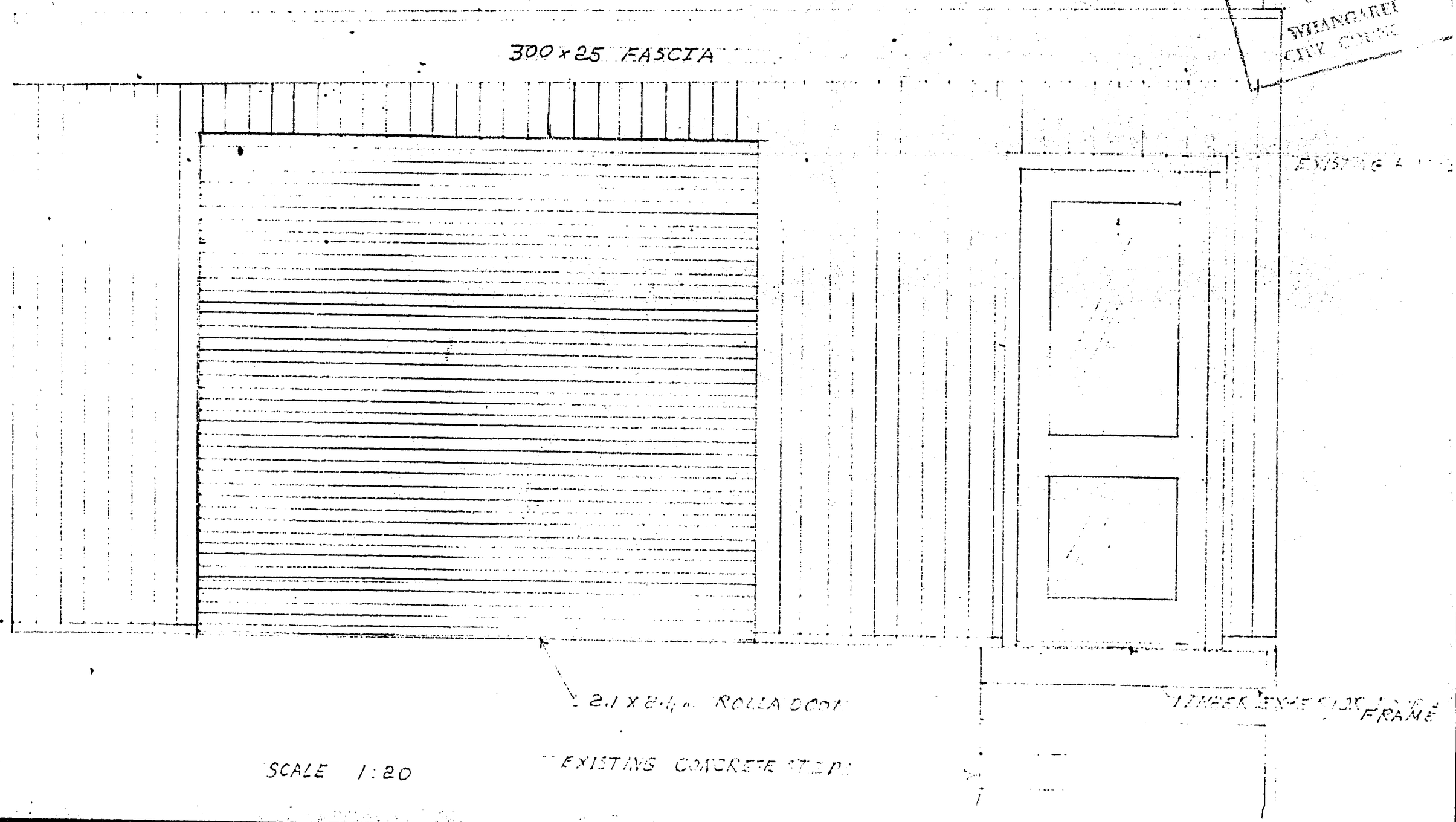

SCALE 1:20

RECEIVED
8 SEP 1989
WHANGAREI
CITY COUNCIL

FRONT ELEVATION

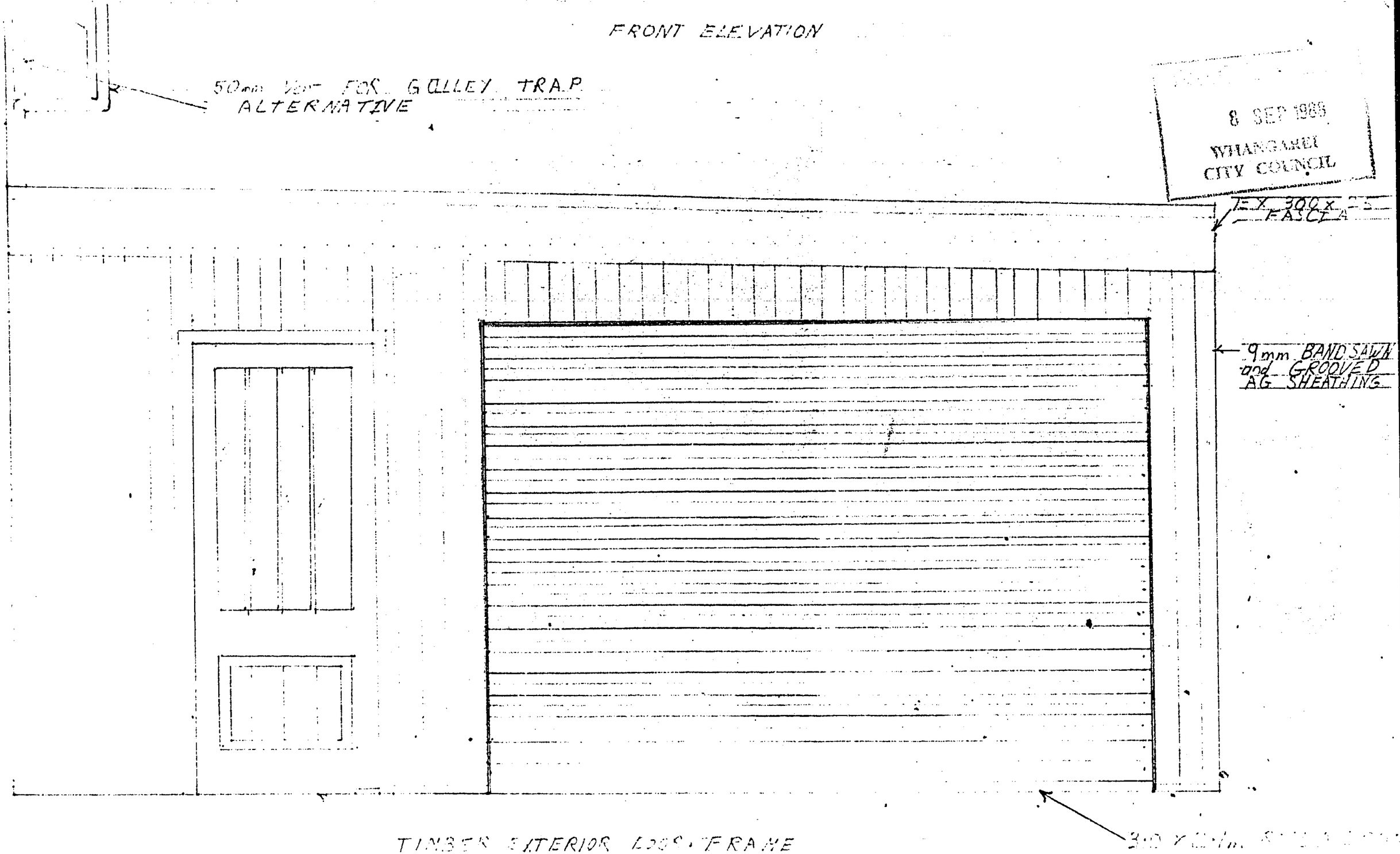

8 SEP 1989
WHANGAREI
CITY COUNCIL

SCALE 1:50