

STATEMENT OF PASSING OVER INFORMATION

This information has been supplied by the vendor or the vendor's agents. Accordingly, Ownly (REAA 2008) and Sold On Kapiti Limited is merely passing over the information as supplied to us by the vendor of the vendor's agents.

We cannot guarantee its accuracy and reliability as we have not checked, audited, or reviewed the information and all the intending purchasers are advised to conduct their own due diligence investigation into the same.

To the maximum extent permitted by law Ownly (REAA 2008) and Sold On Kapiti Limited does not accept any responsibility to any person for the accuracy of the information herein.

SOLD ON KĀPITI



All Building Inspections Limited

PO Box 532 | Waikanae 5250 | New Zealand

T 04 905 9707 **M** 021 979 707

E info@allbuildinginspections.co.nz

W allbuildinginspections.co.nz

Building Report

73A Ngaio Road
Waikanae

This report has been exclusively prepared for Alastair Newton



| | |
|---------------------------------------|-----------------------------|
| Building Consultant: | Ian Hall, NZIBI |
| Present for inspection: | Ian Hall / Alaistair Newton |
| Weather at time of inspection: | Showers |
| Date/s of inspection: | 17-Dec-2025 |
| Type of inspection: | Building Inspection |
| Name of property inspected: | 73A Ngaio Road Waikanae |
| Report prepared for: | Alaistair Newton |

Introduction



The inspection of the building at 73A Ngaio Road has been carried out in accordance with the New Zealand Standard 4306:2005.

The New Zealand Standard states that:

‘A property report should not be seen as an all-encompassing report dealing with a building from every aspect. Rather it should be seen as a reasonable attempt to identify any significant defects visible at the time of the inspection.’

‘A building report is not a Code Compliance Certificate or a certificate of acceptance under the building act. It is also not a statement that the property complies with the requirements of any other act, regulation, or by-law. Nor is the property report a warranty against problems developing with the building after the date of the report.’

‘The scope of the report is to provide you with the information gained at the time of the inspection. The inspection is visual and non-invasive.’

‘The inspection shall include an assessment of the condition of each of the following areas....site, subfloor, exterior, roof exterior & roof space, interior, services & identified ancillary spaces and buildings including accessory units.’

If you have any queries after reading your report or you require any additional information, please do not hesitate to contact me.

Ian Hall
All Building Inspections Limited

Contents

| | |
|---|----|
| Introduction..... | 3 |
| Site..... | 5 |
| Sub floor | 8 |
| Exterior | 9 |
| Exterior joinery | 13 |
| Roof | 17 |
| Spouting & downpipes | 20 |
| Roof Space..... | 20 |
| Interior..... | 22 |
| Services & Plumbing | 24 |
| Power supply | 24 |
| Circuit Board..... | 24 |
| Wiring..... | 24 |
| Plumbing..... | 24 |
| Hot water system..... | 25 |
| Drainage | 26 |
| Summary | 27 |
| Certificate of Inspection | 28 |
| Further Information:..... | 29 |
| Assessment of the sub floor: | 29 |
| Assessment of drainage systems: | 29 |
| Assessment of the roof | 29 |
| Definitions of Weathertightness Risk..... | 29 |
| Terms and Conditions | 31 |

Site

The site is considered for general condition and particular attributes. Please note that commenting on the structural integrity of any retaining walls or ground stability is outside the scope of this report.

73A Ngaio Road is easily accessed from the street, up a tar seal drive which leads to a concrete drive to the garage or short path that takes you to the front door. The front door is protected from the elements with a covered area, and the dwelling has a southerly aspect facing the street and is well situated for local amenities with the bonus of all-day sun.

The concrete drive leading to the dwelling was in good condition with a fall away from the dwelling's foundations. Some cracks were noted but it appeared that the cracks had not separated or moved. This type of cracking in continuous concrete is not uncommon and can be due to past earthquakes or settling.

The concrete paths, around areas of the dwelling, slope away from the house to facilitate surface water run-off.

The property has a variety of fence types, which were generally in reasonable condition where visible and in terms of maintenance planning, areas would benefit from a coat of paint or stain to protect the integrity of the timber. Sections of the fencing have cement board panels that may have an amount of asbestos present.

Although there are no perceived health issues with this product when sealed, there are precautions with working with asbestos such as no dry sanding or scraping. You should not grind, waterblast, cut or remove asbestos sheet and contacting professionals is recommended.

Further information can be found on the Ministry of Health web site:

<https://www.health.govt.nz/your-health/healthy-living/environmental-health/hazardous-substances/asbestos>

Further information about Laboratory testing can be found at: <https://www.hill-laboratories.com/testing/asbestos-testing/>

The trellis fence to the side of the dwelling would benefit from some repair as part of the dwelling's maintenance planning.





May contain asbestos



Trellis

Sub floor

The sub floor is inspected where possible to assess general condition and attributes. For further information about the assessment of the sub floor please see the further information section at the end of this report.

The concrete block foundation was visually inspected where possible and was found to be in good condition and to have satisfactory perimeter alignment. I didn't find any visual evidence of disrepair, subsidence or cracks to the exterior facing of the concrete foundation surround line.

There weren't any exposed reinforcement mesh or indications of tree root penetration under the foundation line and there was no indication of surface water accumulation around the foundations of the dwelling.

A crack was noted to the garage floor slab. It appeared that the crack had not separated or moved. This type of cracking in a continuous concrete floor is not uncommon and can be due to past earthquakes or settling.



Garage

Exterior

The exterior is considered, where visible, for its construction and cladding type, it's apparent condition and any particular attributes.

The exterior of the dwelling is known as Monolithic cladding with cement board soffits and a metal fascia.

Monolithic cladding is made of sheets that are coated to give the seamless appearance of concrete, masonry or plaster.

The cladding sheets are made from cement, fine sand and cellulose with a textured coating applied and painted after the sheets have been installed onto the dwelling.

Plaster claddings rely heavily on the application of a good quality paint system to keep out the water and the paint finish was in reasonable condition.

The waterproof coating must be maintained in a very good condition and will require re-coating long before it loses its decorative appearance. Paint coatings will weather and wear, often requiring recoating in the most exposed areas at least every eight years.

Modern construction now requires a cavity system behind the cladding to help mitigate any moisture entrapment issues. There is no cavity system in place in this dwelling.


Cladding cracks were sighted to the front and rear of the dwelling.

With this type of cladding, it is possible to use my moisture meter on the exterior. At the time of inspection moisture levels to the base and sides of the joinery penetrations were within acceptable parameters except to the right side of the master bedroom window.

I also noted a small area of impact damage to the southwestern corner.

My recommendation is that the cladding now have further specialist appraisal to give you advice about the crack's repair requirements, the areas with indications of high moisture levels, the small area of impact damage, joinery transitions and for an indication of costs.





Cladding crack to the front



Moisture levels acceptable parameters



Cladding crack to the rear



Moisture levels acceptable parameters



High moisture levels master bedroom





Small area of impact damage

The soffits of a dwelling offer protection for the house from the elements.

The soffits are clad with cement board. This is a system where sheet cladding is fixed to the timber framing with the sheet edges and corners joined with plastic joiners. This product is manufactured by James Hardies Industries and is constructed from compressed fibre cement board.

The cladding was in good condition. Cement board's maintenance requirement is to ensure a good level of paint finish to protect and seal the cladding, and the paint finish was of a good standard.

The fascia is known as Gerard Klass fascia. The fascia is designed to complement the pressed steel roof while it provides support for the spouting system. The fascia is pre-painted with corrosion-resistant coatings.

Regular cleaning of the fascia especially the lower edge where it meets the soffit is recommended as corrosion can form where the fascia doesn't get rain-washed.

All surfaces should be kept clean and free from continuous contact with moisture, leaves or debris. Washing by regular cleaning with water and a soft nylon brush at least 3-4 times a year, paying special attention to the areas that are not rain washed is recommended.

The cladding appeared in good condition. At the first sign of surface and cut edge corrosion, the affected areas can be cleaned down, spot primed and re-painted with appropriate paint.

Dirt/ grime buildup can shorten the life of the cladding material. As part of the maintenance of the dwelling, I recommend washing down sealed cladding, windows and frames regularly.

As with the fascia, particular attention should be paid to the areas that do not get rain washed such as under the eaves and at the top of garage doors. A soft brush and a low-pressure hose are recommended and not a high-pressure water blaster.

Dirt/ grime buildup can shorten the life of the cladding material. As part of the maintenance schedule, I recommend carefully washing down sealed cladding, windows and frames regularly. Particular attention should be paid to the areas that do not get rain washed, such as under the eaves. A soft brush and a low-pressure hose is recommended and not a high-pressure water blaster.



Cement board soffits



Metal fascia



Exterior joinery

The exterior joinery is assessed where possible for overall apparent condition.

The dwelling consists of aluminium window joinery with an aluminium ranch slider from the lounge, an aluminum front door and door leading from the rear of the garage with an embossed metal garage door.

Metal head flashings were fitted to all the exterior joinery, head flashings have a weather tightness function.

The aluminium joinery would benefit from some lubrication and a clean. If you don't clean your windows and frames, it can cause corrosion of the aluminium that leads to pitting on anodized aluminium. This will shorten the product life.

Lubrication of window and door hinges is part of the maintenance requirements for all dwellings. The window joinery has outlets, which allows condensation to travel to the exterior and these outlets need to be clear of dirt and obstructions.


Manufacturers usually state that homeowners should clean aluminium frames each time the windows/doors are washed in order to remove atmospheric dirt and grime. A soft cloth with warm water and a mild household detergent are recommended.

Some of the seals between the transition from the monolithic cladding to the joinery require renewing. Wind drive moisture ingress has the potential to breach these transitions.

The glass to the lounge window is sealed in the corner with a sealant that deteriorates over time. I recommend monitoring and maintaining a watertight seal.

I noted that the keep to the ranch slider requires re-fixing.

The garage door operates with a spring system. Usually there is a cover to the springs to ensure there is no damage if the spring breaks. Fitting covers is recommended.



Joinery sitting under soffits



Metal head flashings fitted







Ranch slider keep



Garage door springs



Poor seals to the joinery/cladding junction

Roof

The roof is physically assessed where possible to identify material type, condition and possible defects visible at the time of inspection. For further information about the assessment of the roof please see the further information section at the end of this report.

The roof is usually physically assessed for any structural issues, general condition and maintenance requirements however I was unable to access the roof due to the wet and unsafe conditions.

I did climb my ladder at various points around the dwelling in order to make some assessment of the roof cladding.

The roof design appeared generally well constructed.

The roof has a steep pitch, which helps to displace surface water efficiently along with soffits.

The colour tile roof cladding appeared in good condition bar one dented tile, the factory finish on the tiles showed no signs of deterioration or corrosion.

There were some loose or damaged fasteners that I recommend are pulled and replaced with new fasteners to secure the roof cladding and to prevent moisture ingress.

Also, the tiles of the lower run above the spouting have been fixed through the tops of the tiles without rubber washers. This would have been compliant at the time of construction but does not meet today's standards as this can allow moisture ingress issues.

It is recommended that any moss is removed as part of the ongoing maintenance schedule as moss will retain moisture and start the corrosion process.

I recommend that the roofing material have further appraisal by a licensed roofer to give you advice on the degree of fastener replacement, washer upgrades and costs for maintenance planning.


In general a once-a-year check of the roof cladding, any chimneys and the flashings is recommended to ensure problems are not developing.

Things to look for include flashings that have corroded or lifted or the degradation of any sealant around the base of roof penetrations.





Tile dent



Lower run/ loose fastener

Spouting & downpipes

The spouting and downpipes are visually inspected where possible.

Inside the fascia there is a Marley spouting fitted. As the spouting sits inside the fascia appraisal is limited.

The spouting where visible appeared in good condition with the correct fall to the downpipes.

Clearing of the spouting is part of the general maintenance for all dwellings.

To clean out your spouting, disconnect the downpipe and hose out the debris. If disconnecting the downpipe is impractical, you can block it off with a tennis ball wrapped in an old sock before hosing. Afterwards, remove the ball, hose again and check the downpipe for any blockages or leaks.



Roof Space

The attic is visually assessed where accessible for any signs of leaks and structural defects in the roof. For further information about the assessment of the roof please see the further information section at the end of this report.

The space was accessed via a ceiling hatch in the bedroom cupboard.

No signs of decay or leaks were identified where accessible.

The insulation in the attic was in the form of pink batts.

The manufacturer states the insulation will not easily burn in a fire and is made from over 80% recycled glass.

There were small areas identified in the attic space where the insulation could be fitted better. To gain maximum benefit from the insulation it needs to cover like a blanket as any gaps will cause heat loss. Filling the gaps would benefit the dwelling and the occupants.

The Building Research Association of New Zealand in their report “A Construction Guide to Home Insulation” state that a 1% gap in the ceiling insulation can mean a reduction in the thermal resistance level [R value] of more than 50%.

Heating and cooling require high levels of insulation, especially in ceilings. The insulation needs to be uniform, continuous, and well installed to ensure its potential performance is reached.

It is also recommended that insulation is fitted snugly between framing without gaps, tucks or folds but not compressed or packed tightly around electrical wiring.

Some existing recessed downlights require clearances to insulation. Where clearances are required they can cause a significant reduction in the insulation performance. In addition, many older recessed downlights allow for conditioned (heated or cooled) air to escape from the habitable space through the building envelope, or cold air to enter from the roof space. Removing recessed downlights that require clearances, or replacing them with modern recessed downlight that can be insulated up to or over, improves insulation effectiveness.

As part of the maintenance planning, I recommend consultation with a registered electrician about replacing the seventeen existing recessed downlights that require clearances from insulation with new recessed types that can be safely covered with insulation.





Interior

The inspection focused on identifying building defects and not issues of a more cosmetic nature.

Non-invasive moisture testing was carried out around the windows, doors, and wet areas of the dwelling. Please see the attached Terms & Conditions for more information about moisture testing.

The T650 moisture meter was used for this inspection. It is a handheld instrument that uses a dielectric scanning method for fast, nondestructive determination of moisture content in areas of up to 40mm from the surface.

When using the moisture meter during the inspection I look for evidence of variation from normal levels and areas where higher than normal levels are recorded.

The interior comprises of a kitchen, dining room, lounge, three bedrooms with the master bedroom having an en-suite and walk-in wardrobe, a bathroom and a separate laundry area located at the side of the garage, which has internal access.

All moisture readings were within acceptable parameters at the time of inspection.

The dwelling is currently not lived-in on a permanent basis.

Overall, the interior appeared to have normal wear and tear and could be addressed the next time the dwelling is to be redecorated.

The ceilings appeared to be in good condition with no signs of sagging. Dampness and moisture damage were not seen in the ceilings or walls.

Fixed floor coverings were fitted throughout the living areas limiting appraisal of the flooring however floor levels appeared consistent throughout the dwelling.

Heating for the dwelling is supplied by a Fujitsu air-conditioning heat pump system that is directed into the living area. Filters require replacement on a regular basis.

There were no discernable issues to the garage interior.



Services & Plumbing

Services are noted at the time of an inspection, but this does not constitute a detailed appraisal. Circuit or pressure testing was not undertaken, and I recommend that a registered electrician or plumber be contacted for a full inspection.

Power supply

The power supply to this dwelling is via an underground cable.

Circuit Board

The electrical system consists of an internal circuit board located in the hall with an external meter.



Wiring

Electrical cable was viewed from within the attic space. TPS cable (new plastic-coated cable) was observed in the attic.

All visible sockets and light switches were tested and were found to be functioning correctly at the time of inspection.

Plumbing

An appraisal of the plumbing is difficult because most of the piping is behind the walls however the plumbing and drainage are inspected where possible.

As part of the inspection all taps have been run, showers turned on and toilets flushed. Then where accessible, pipes are checked for leaks.

The water piping sighted was a mixture of products, most of the piping was Polybutylene (grey plastic) which is an industry standard product.

Some copper water piping was also present and supplying the hot water cylinder.

Where the plumbing was visible, there were no indications of any issues to report.



Hot water system

The hot water supply to the dwelling is via a 180 litre Rheem mains pressure electric cylinder manufactured 6/1996. The cylinder is located in a hall cupboard.

Located on the top of the cylinder is a valve to relieve pressure in the hot water cylinder. It was noted that the pipe from this valve was dripping probably due to the valve not being used. It is recommended that the valve is used every six months for the system relief and for water conservation.

Hot water cylinders built prior to 2003 benefit from additional insulation to reduce heat loss. Heating a home's hot water makes up one-third of the average power bill. Insulating the hot water cylinder with a hot water cylinder wrap is a quick easy way to make a difference to the energy use.



Drainage

The gully traps and exterior service drains of the dwelling are visually inspected for any signs of blockages or over flowing at the exterior. For further information about the assessment of a drainage system please see the section at the end of this report.

The gully traps appeared clear and clean at the time of inspection.

Gully traps are designed to relieve blocked drain sewerage externally, as they are the lowest discharge point, they also prevent drainage smells from escaping.



Summary

My inspection found that the dwelling was generally in good condition for age & type but there are now some considerations for further appraisal, repairs and maintenance planning.

My recommendation is that the exterior wall cladding now have further specialist appraisal to give you advice about the crack's repair requirements, the area with indications of high moisture levels, the small area of impact damage and the joinery transitions, and for an indication of costs.

I also recommend that the roofing material have further appraisal by a licensed roofer to give you advice on the degree of fastener replacement, washer upgrades and costs.

There were small areas identified in the attic space where the insulation could be fitted better. To gain maximum benefit from the insulation it needs to cover like a blanket as any gaps will cause heat loss. Filling the gaps would benefit the dwelling and the occupants.

As part of the maintenance planning, I recommend consultation with a registered electrician about replacing the seventeen existing recessed downlights that require clearances from insulation with new recessed types that can be safely covered with insulation.

In terms of other ongoing maintenance, almost all sealed materials and finishes used on the outside of a building will last longer if they are regularly cleaned. Cleaning removes dust, dirt, mould, mosses and salt spray- all of which can hasten deterioration.

Cleaning is especially necessary for:

Those areas of a building that are not rain-washed

Areas of wall immediately under the eaves

Covered verandahs and porches

The top of garage doors where sheltered by the wall

The underside of metal fascia

Cleaning should be carried out with a low-pressure hose and a soft brush, leaving the water blasting equipment just for paths and driveways.

We recommend that if no smoke alarms are fitted in the dwelling this is remedied as well as installing new batteries.

I always advise that Council records are checked to ensure that the dwelling is fully permitted with consents and code of compliance certificates. Plans need to correctly document any additions or alterations since original construction.

Finally, this inspection summary is not intended to replace details documented throughout the report. It is intended that the entire document be read as there may be information detailed throughout the report that you may consider significant, that may be omitted from the summary.

I hope that this report furthers your understanding of the building. If there is anything you would like me to clarify or enlarge upon I will be happy to discuss this with you.

Ian Hall
All Building Inspections Ltd



All Building Inspections Limited

PO Box 532 | Waikanae 5250 | New Zealand

T 04 905 9707 **M** 021 979 707

E info@allbuildinginspections.co.nz

W allbuildinginspections.co.nz

Certificate of Inspection

(in accordance with NZS 4306:2005)

Client: Alaistair Newton
Site address: 73A Ngaio Road
Inspector: Ian Hall
Company: All Building Inspections Limited
Qualifications: New Zealand Trade Certificate
Member of New Zealand Institution of Building Inspectors

The following areas of the property have been inspected:

| | |
|----------------------|--|
| Site | Inspected |
| Subfloor | Inspected |
| Exterior | Inspected |
| Roof Exterior | Inspected/ restricted access/wet weather |
| Roof Space | Inspected / restricted access |
| Interior | Inspected |
| Services | Inspected |
| Accessory Units etc. | N/A |

Certification

I hereby certify that I have carried out the inspection of the above property site at the above address in accordance with NZS 4306:2005 Residential Property Inspection – and I am competent to undertake this inspection.

Inspector: Ian Hall
Date: 17-Dec-2025



All Building Inspections Limited
PO Box 532 | Waikanae 5250 | New Zealand
T 04 905 9707 **M** 021 979 707
E info@allbuildinginspections.co.nz
W allbuildinginspections.co.nz

Further Information:

Assessment of the sub floor:

The sub floor is assessed where possible for general condition and attributes but it does not constitute a full structural engineer's report and it is outside the scope of this report to comment on how the construction may perform during a significant seismic event.

Assessment of drainage systems:

For the purposes of this report the gully traps and exterior service drains of the dwelling are visually inspected for any signs of blockages or over flowing at the exterior. A registered plumber will generally be able to make an assessment of the internal condition of the drainage system via a video camera.

Assessment of the roof

The roof is physically assessed where possible to identify material type, attributes and possible defects visible at the time of inspection. Please note that without signs of moisture ingress/ damage it is not possible to identify potential roof leaks if the inspection is carried out in dry weather conditions.

Definitions of Weathertightness Risk

Taken from The New Zealand Standard NZS 4306:2005 Appendix A (Informative). Please note this 'Informative appendix is only for information and guidance. Informative provisions do not form part of the mandatory requirements of the Standard'. We refer you to the Council's Land Information Memorandum and the BRANZ website for further information. www.weathertight.org.nz/new-buildings/risk-evaluation/

A: Wind zone:

| | |
|----------------|---------------------|
| Low risk | Low wind zone |
| Medium risk | Medium wind zone |
| High Risk | High wind zone |
| Very High Risk | Very High wind zone |

B: Number of storeys:

| | |
|----------------|-----------------------|
| Low risk | One storey |
| Medium Risk | Two storeys in part |
| High Risk | Two storeys |
| Very High Risk | More than two storeys |

C: Roof/wall intersection design:

| | |
|----------------|---|
| Low Risk | Roof to wall intersection fully protected (e.g. hip and gable roof with eaves) |
| Medium Risk | Roof to wall intersection partly exposed (e.g. hip and gable roof with no eaves) |
| High Risk | Roof to wall intersection fully exposed (e.g. parapets or eaves at greater than 90° to vertical with soffit lining) |
| Very High Risk | Roof elements finishing within the boundaries formed by the exterior walls (e.g. lower ends of aprons, chimneys etc.) |

D: Eaves width:

| | |
|----------------|---|
| Low Risk | Greater than 600 mm at first floor level |
| Medium Risk | 450-600 mm at first floor level or over 600 mm at second-floor level |
| High Risk | 100-450 mm at first floor level or 450-600 mm at the second floor level |
| Very High Risk | 0-100 mm at first-floor level or 100-450 mm at second-floor level, or 450-600 mm at third floor level |

Note: Eaves width measured from external face of wall cladding to outer edge of overhang, including gutters and fascias. Balustrades and parapets count as 0mm eaves.

E: Envelope complexity:

| | |
|----------------|--|
| Low Risk | Simple rectangular, L, T a boomerang shape with single cladding type |
| Medium Risk | More complex, angular or curved shapes (e.g. Y arrowhead with single cladding type) |
| High Risk | Complex angular or curved shapes (e.g. Y or arrowhead) with multiple cladding types |
| Very High Risk | As for high risk, but with junctions not covered in C or F of this table (e.g. box window, pergolas, multi story re-entrant shapes etc.) |

F: Deck Design:

| | |
|----------------|--|
| Low Risk | None, timber slate deck or porch at ground level |
| Medium Risk | Fully covered in plan by roof, timber slate deck attached at first or second floor level |
| High Risk | Enclosed deck exposed in plan or cantilevered at first-floor level |
| Very High Risk | Enclosed deck exposed in plan or cantilevered at second-floor level or above |

Terms and Conditions

All Building Inspections Ltd (“the Company”) agrees to supply to you “the Client” a written Report (“the Report”) on the **visual, non-invasive inspection** of a residential building(s) in accordance with these terms and conditions.

Applicable Standard

1. The inspection and Report are undertaken in accordance with the NZS 4306:2005. A copy of this Standard is available at our office for inspection, or you may obtain a copy from Standards New Zealand.

Access

2. The Client is responsible for ensuring that reasonable access can be obtained to the residential building(s). Should reasonable access not be provided then the Report will highlight this and state the areas of the residential building(s) that could not be inspected. If a re-inspection is necessary then an additional fee will be charged.

Payment

3. The Client is responsible for paying the fee of the Company. An invoice for the inspection is sent with the Report, total payment is expected within 7 days. An additional service charge of \$100 will be added to any debt collection fees. A late cancellation fee may be charged if an inspection is cancelled within 24 hours of the time arranged.

Scope of Report

4. The purpose of the Report is to identify **significant building defects visible and reasonably accessible at the time of the inspection**. The inspection is a non-invasive visual assessment of the general condition of the building. The condition of internal framing is not known.
5. The Report shall include an assessment of the condition of each of the following areas:
 - a. Site;
 - b. Subfloor;
 - c. Exterior;
 - d. Roof Exterior;

- e. Roof space;
 - f. Interior;
 - g. Services; and
 - h. Identified ancillary spaces and buildings including accessory units.
6. In a multi-unit property the Report will only cover the condition of the interior and accessible parts of the immediate exterior of the particular unit and any related accessory units.
 7. The Inspection will consider matters such as instability, weather tightness risk, the standard of workmanship and required maintenance.
 8. Any recommendations for maintenance or remedial work to be carried out are suggestions only and specific advice and quotes should be sought from whoever is instructed to carry out that work.
 9. All our advice that may be relied upon in relation to the residential building(s) is contained in the Report. No liability is accepted for any statements made by any person conducting the inspection at the time of the inspection or prior to the supply of the Report.

Limitations of the Report

10. The Report is deemed to be valid for a period of 90 days from the date of the inspection. The Company cannot be held accountable for any damage howsoever caused after the date of the inspection, including that caused by severe weather. The prevailing weather conditions at the time of the inspection will be included in the Report and it will state where the assessment of any apparent defect is subject to the prevailing weather conditions.
11. The Report is not a structural survey and does not provide specialist plumbing, heating, gas or electrical inspection but will make general comment on age, material type, socket testing and apparent general working order. The Report does not cover building component systems, appliances, pest infestation, contamination, grounds or soil conditions.
12. The inspection does not include any areas or components which are concealed or closed in behind finished surfaces (such as plumbing, drainage, heating, framing, ventilation, insulation or wiring) or which require the moving of anything which impeded access or limited visibility (such as floor coverings, furniture, appliances, personal property, vehicles, vegetation or soil).
13. As the purpose of the inspection is to assess the general condition of the building based on the limited visual inspection, the Report may not identify all past, present or future defects. Descriptions in this Report of systems or appliances relate to existence only and not adequacy or life expectancy. Any area or component of the building or any item or system not specifically identified in this Report as having been inspected is excluded from the scope of the inspection.
14. A building Report is not a Code Compliance Certificate or a Certificate of Acceptance under the Building Act. Council approval for the property is not investigated and we recommend that all clients obtain a Land Information Memorandum from the Council. The Report may contain information obtained from the Council or other 3rd parties and we accept no responsibility for that information.

15. Where the investigation and/or report is being obtained for business purposes, the statutory guarantees contained in Consumer Guarantees Act 1993 will not apply.

Limitations of Weathertightness Reporting:

16. The inspection will consider areas of weathertightness risk in accordance with Appendix A of NZS 4306:2005 ("Appendix A"). However, the inspection does not assess compliance with the NZ Building Code including the Code's weathertightness requirements. Appendix A is attached to the report for informative purposes only.
17. The T650 moisture meter is used for the inspections. It is a handheld instrument that uses a dielectric scanning method for fast, nondestructive determination of moisture content in areas of up to 40mm from the surface. When using the moisture meter during the inspection evidence of variation from normal levels and areas where higher than normal levels are recorded.
18. Moisture testing is carried out around the windows, doors, and wet areas of the dwelling and where it is thought necessary, however the evaluation is non-invasive and so has its limits. Non-invasive moisture scanning devices are useful tools, however they have limitations due to environment and limitations of the equipment.
19. Non-invasive moisture testing does not constitute a weather-tightness guarantee and is dependent on the weather conditions prior to the inspection. Water ingress can occur intermittently and may not be detected by non-invasive moisture testing. A specialist invasive weathertightness inspection can be provided upon request (and with the permission of the home owner) and at an additional cost but this is beyond the scope of the Report. The Report is not a leaky home/ specialist weathertightness report. The Report is not a warranty against problems with the building developing or becoming apparent after the date of inspection.

Limitations on Liability

20. Where the Client disputes any condition assessed in the Report it shall notify the Company within seven days of detection of such a dispute. The Client (including its agents, employees or independent contractors) shall not, with the exception of emergency conditions, make any alteration, modification or repairs to the disputed condition prior to a re-inspection by the Company. Any failure by the Client to notify the Company in accordance with this clause shall constitute a waiver of any and all claims for said failure to accurately report the condition in question.
21. Whilst the utmost diligence has been taken with the Report, the Company nor any of its employees or officers shall not be liable to the Client in any way unless legal proceedings are commenced against the Company within three years of the date of the Report.
22. Neither the Company nor any of its employees or officers will be liable for any indirect or consequential losses arising from an inspection carried out or Report provided by the Company.
23. If the Company or its employees or officers are found liable to the Client the amount of any liability is strictly limited to the sum of five times the fee.

Report Personal to Client:

24. The report is the intellectual property and copyright of the Company and has been prepared exclusively for the Client. The Client agrees that the Report is personal to

them and shall not be assigned or disclosed or distributed (other than disclosed or distributed to professional advisors for the purpose of complying with clause 9.3 of the ADLSI Agreement for Sale and Purchase of Real Estate, or other similar agreements, where expressly requested to do so by the vendor) without the written permission of the Company.

25. The Company accepts no liability to any person other than the Client. Any third party relying on the contents of the Report does so at their own risk and the Company disclaims any liability for any loss (direct or consequential), cost or damage resulting.