

GRIFFIOEN.

EQC CLAIM DOCUMENTATION

Statement of Passing Over: This documentation has been supplied to us by the Earthquake Commission under the Official Information Act. GRIFFIOEN. (Powered by Ownly Limited, Licensed REAA 2008) is merely passing over this information as supplied to us.

We cannot guarantee its accuracy as we have not checked, audited, or reviewed the information and all intending purchasers are advised to seek your own advice as to the information contained in this document.

To the maximum extent permitted by law we do not accept any responsibility to any party for the accuracy or use of the information herein.

EARTHQUAKE RECOVERY (EQR) DOCUMENTATION

The documents within the Earthquake Recovery Documentation section, encompass all works completed under the Canterbury Home Repair Programme (CHRP). These contain assessments, contractor quotes, work orders and sign offs.

Released Under the Official Information Act 1982
EQR Property Overview Report

Company Fletcher EQR (division of FCC) as agent for EQC

Printed Date: 26-04-2018

EQC Property ID	Property Address	Vulnerable?	Property F Status	Property Finalisation Indicator		
2010156903	1-8/24 WHITMORE STREET, EDGEWARE		F3 - Complete & Finalised	Some Finalisation has taken place		
Main Contractor:	CLOSED OUT-Sugrue Construction Limited ***** (S207)		Property F2'd By:	EQR\AndreR	F2 Completed Date:	27-02-2013
Cont Managing Hub:	Ensors	Not Vulnerable	Property F3'd By:	EQR\AndreR	F3 Completed Date:	27-02-2013

Adjustments				Original Budget			Budget Variation			Gross Claimed	Gross Certified
EQC Claim Number + Address	Project	Status	Unmapped Adjmt Lines	Total OB	Allocated	Unallocated	Total BV	Allocated	Unallocated		
CLM/2011/035122 1-8/24 WHITMORE STREET	E010	F3									
Property Total											

Assignments								Gross Claimed	Gross Certified
EQC Claim Number + Address	CC + Hub Status	Assignment	Subcontractor Hub Comments	Workflow Status	Contractor Quote	Adjustment Line Count			
CLM/2011/035122	1-8/24 WHITMORE STREET	Substantive Works - Primary	CLOSED OUT-Sugrue Construction Limited ***** (S207)	COMPLETIONS					
		Transmitted To Hub -> Claim File Review Complete	CERT SENT						
Property Total									

No Works Orders on this Property

Released Under the Official Information Act 1982
EQR Property Overview Report

Company Fletcher EQR (division of FCC) as agent for EQC

Printed Date: 26-04-2018

EQC Property ID	Property Address	Vulnerable?	Property F Status	Property Finalisation Indicator		
2010156903	1-8/24 WHITMORE STREET, EDGEWARE		F3 - Complete & Finalised	Some Finalisation has taken place		
Main Contractor:	CLOSED OUT-Sugrue Construction Limited ***** (S207)		Property F2'd By:	EQR\AndreR	F2 Completed Date:	27-02-2013
Cont Managing Hub:	Ensors	Not Vulnerable	Property F3'd By:	EQR\AndreR	F3 Completed Date:	27-02-2013

Claims / Certs / Payables

S207 CLOSED OUT-Sugrue Construction Limited *****

EQC Claim Num	Line Type	Approval Type	Claim No	Claimed By	Remaining	Claim Date	This Claim
CLM/2011/035122	Subst OB	Substantive Works	65	EQR\KevinO		30-Aug-2012	
CLM/2011/035122	Subst BV	Scope Addition	65	EQR\KevinO		30-Aug-2012	
CLM/2011/035122	Subst OB	Substantive Works	66	EQR\KevinO		13-Sep-2012	
CLM/2011/035122	Subst BV	Variation	66	EQR\KevinO		13-Sep-2012	
CLM/2011/035122	Subst BV	Variation	66	EQR\KevinO		13-Sep-2012	
CLM/2011/035122	Subst BV	Variation	66	EQR\KevinO		13-Sep-2012	
CLM/2011/035122	Subst BV	Variation	66	EQR\KevinO		13-Sep-2012	
CLM/2011/035122	Subst BV	Variation	67	EQR\KevinO		20-Sep-2012	
CLM/2011/035122	Subst BV	Scope Addition	81	EQR\IanM		31-Jan-2013	
CLM/2011/035122	Subst OB	Substantive Works	81	EQR\IanM		31-Jan-2013	

EQC Claim Num	Line Type	Approval Type	Cert No	Certified By	Remaining	Certified Date	This Cert	Cert Line Notes
CLM/2011/035122	Subst OB	Substantive Works	61	EQR\KevinO		30-Aug-2012		inv: 179
CLM/2011/035122	Subst BV	Scope Addition	61	EQR\KevinO		30-Aug-2012		inv: 179
CLM/2011/035122	Subst OB	Substantive Works	62	EQR\KevinO		13-Sep-2012		inv:180
CLM/2011/035122	Subst BV	Variation	62	EQR\KevinO		13-Sep-2012		inv:180
CLM/2011/035122	Subst BV	Variation	62	EQR\KevinO		13-Sep-2012		inv:180
CLM/2011/035122	Subst BV	Variation	62	EQR\KevinO		13-Sep-2012		inv:180
CLM/2011/035122	Subst BV	Variation	62	EQR\KevinO		13-Sep-2012		inv:180
CLM/2011/035122	Subst BV	Variation	63	EQR\KevinO		20-Sep-2012		inv: 183
CLM/2011/035122	Subst BV	Scope Addition	76	EQR\IanM		01-Feb-2013		Const Budget Correction
CLM/2011/035122	Subst OB	Substantive Works	76	EQR\IanM		01-Feb-2013		Const Budget Correction

S207 CLOSED OUT-Sugrue Construction Limited ***** Total Claims

Property Total Claims

Released Under the Official Information Act 1982
EQR Property Overview Report

Company Fletcher EQR (division of FCC) as agent for EQC

Printed Date: 26-04-2018

EQC Property ID	Property Address	Vulnerable?	Property F Status	Property Finalisation Indicator	
2010156903	1-8/24 WHITMORE STREET, EDGEWARE		F3 - Complete & Finalised	Some Finalisation has taken place	
Main Contractor:	CLOSED OUT-Sugrue Construction Limited ***** (S207)		Property F2'd By:	EQR\AndreR	F2 Completed Date: 27-02-2013
Cont Managing Hub:	Ensors	Not Vulnerable	Property F3'd By:	EQR\AndreR	F3 Completed Date: 27-02-2013

No Open Complaints / Remedial Issues on this Property

Finalisation Documents

EQC Claim Number	Document Type	Hub Zone	File Last Modified Date
CLM/2011/035122	Defects Liability Certificate	Woolston Hub	06/12/2013
CLM/2011/035122	Final Account Agreement	Woolston Hub	06/12/2013
CLM/2011/035122	Construction Completion Inspection	Woolston Hub	06/12/2013
CLM/2011/035122	Practical Completion Certificate (PCC)	Woolston Hub	06/12/2013
CLM/2011/035122	Final Account Agreement	Woolston Hub	11/12/2013

Property Total **Finalisation Documents Present: 5**

No Technical Services Referrals on this Property

Asbestos Test Information

EQC Claim Number	Claim Address	Asbestos Test Required?	Asbestos Test Result
CLM/2011/035122	1-8/24 WHITMORE STREET	<NOT SPECIFIED>	<NOT SPECIFIED>

Property Total **Number of Claims: 1**

Contractors

Contractor	Accreditation Status	Accreditation Number	Classification	Type of Work on the Property
S207 CLOSED OUT-Sugrue Construction Limited *****	Accredited	EQRC0738	Main Contractor	Substantive Works

Property Total **Number of Contractors: 1**

EQC Full Assessment Report

Claim Number: CLM/2011/035122
Claimant: [REDACTED]
Property Address: 1-8/24 WHITMORE STREET
 EDGEWARE
 CHRISTCHURCH 8013

Assessment Date: 23/09/2011 08:38
Assessor: Woodworth, Robert
Estimator: Clark, Brendon
Property Occupied By: Owner Occupied

Claimant Setup

Type	Name	Home Number	Mobile Number	Work Number	Email Address
Owner	[REDACTED]		[REDACTED]	[REDACTED]	
Owner	BODY CORPORATE 406257				

Insurance & Mortgage Details

Insurance Details - From Claim Centre

Insurer	Policy Type	Policy Number	Insurance Sighted	Insurance Valid
IAG - NZI Insurance	Dwelling	[REDACTED]	Yes	

Insurance Details - Added in COMET

Insurer	Policy Type	Policy Number	Insurance Sighted	Insurance Valid
---------	-------------	---------------	-------------------	-----------------

Insurance Details - Comments

Period of cover 12/11/2010 to 12/11/2011

Mortgage Details - From Claim Centre

Bank

Mortgage Details - Added in COMET

Bank

Mortgage Details - Comments

Opt Out

For repairs costing between \$10,000 and \$100,000 the claimant wishes to manage their own repairs? No

Hazards

Hazards: Nil hazards
Property Sticker: No Sticker

Building Configurations

Leaky Home Syndrome? No

Building Name	Number of floors	Building Finish	Age of house	Footprint	Area (m2)
Unit 1					
Unit 2					
Unit 3					
Unit 4					
Unit 5					
Unit 6					
Unit 7	2	Standard	Post 1980	Rectangular	103.46
Unit 8					
Building one units 1-2-3 external					
Building two units 4-5-6 external					
Building three units 7-8 external	2	Standard	Post 1980	Rectangular	0.00

Full Assessment

Site

Element	Type	Material	Damages	Measure	Rate	Cost
Land	Exposed	Soil	No Earthquake Damage			


General Comments:


Services

Element	Type	Material	Damages	Measure	Rate	Cost
Sewerage	Town Connection	PVC Pipe	No Earthquake Damage			
Water Supply	Town Connection	Plastic	No Earthquake Damage			

General Comments:

Unit 1










Unit 2









Unit 3







Unit 4





Unit 5





Unit 6





Unit 7**Exterior****Elevation (North first floor deck tiled 4.8 x 1.5m)****Damage:** No damage**Require Scaffolding?** No**General Comments:****Ground Floor - Internal Garage****Damage:** Earthquake damage**Require Scaffolding?** No

Element	Type	Material	Damages	Measure	Rate	Cost
Built in wardrobe	Wardrobe	Laminate	No Earthquake Damage			
Ceiling	Gib	Paint	No Earthquake Damage			
Floor	Concrete	Concrete	Cosmetic damage			
			Grind out and epoxy fill (up to 5mm)	9.00 l/m	60.00	540.00
Garage door	Sectional Metal	Steel	No Earthquake Damage			
Trim	Painted MDF	Trim 60mm	No Earthquake Damage			
Wall covering	Gib	Paint	No Earthquake Damage			
Window	Aluminium Awning	Pane double glazed	No Earthquake Damage			

General Comments:**Ground Floor - Laundry (Cylinder cupboard in garage)****Damage:** No damage**Require Scaffolding?** No**General Comments:** Painted gib walls and ceiling. Floor vinyl planking over concrete. Doors two x MDF painted. Vent mainrose fan. One hot water cylinder 250 liter .one stainless steel tub**Ground Floor - Hallway (Off entry)****Damage:** No damage**Require Scaffolding?** No**General Comments:** Painted gib walls and ceiling. One single hollow core entry door to garage. Entry to to hall by open walk way. Floor carpet over concrete.**Ground Floor - Bedroom (Bedroom 3 off hall)****Damage:** No damage**Require Scaffolding?** No**General Comments:** Painted gib walls and ceiling. Single hollow core entry door. One double glazed aluminium awning window. One double glazed aluminium ranch slider. Carpet over concrete. Built in robe 1.6 x.6 Doors aluminium sliders.**Ground Floor - Stairwell (Entry)****Damage:** Earthquake damage**Require Scaffolding?** No

Element	Type	Material	Damages	Measure	Rate	Cost
Ceiling	Gib	Paint	No Earthquake Damage			
Door (External)	Single solid Door	Timber	No Earthquake Damage			

Floor	Concrete	Carpet	No Earthquake Damage			
Handrails	Bar	Timber	No Earthquake Damage			
Stairs (Internal)	Dog leg stair	MDF	Impact damage			
			Gap fill and paint stringers	11.20 l/m	28.00	313.60
Wall covering	Gib	Paint	Cosmetic damage			
			Rake out, plaster and paint	71.28 m2	27.00	1,924.56
Window	Timber medium	Pane single glazed				

General Comments:**First Floor - Bedroom (1 behind kitchen)****Damage:** Earthquake damage**Require Scaffolding?** No

Element	Type	Material	Damages	Measure	Rate	Cost
Ceiling	Gib	Paint	Cosmetic Damage			
			Rake out and stop	2.00 l/m	10.00	20.00
			Cosmetic Damage			
			Paint Ceiling	10.15 m2	24.00	243.60
Door (Internal)	Cavity Slider	MDF	No Earthquake Damage			
Door (Internal)	Sliding	Aluminium				
Floor	Chipboard	Carpet	No Earthquake Damage			
Wall covering	Gib	Paint	Cosmetic damage			
			Rake out and stop	1.20 l/m	10.00	12.00
			Cosmetic damage			
			Paint wall	32.00 m2	24.00	768.00
Window	Aluminium Awning	Pane double glazed	No Earthquake Damage			

General Comments:**First Floor - Bedroom (2 upstairs)****Damage:** Earthquake damage**Require Scaffolding?** No

Element	Type	Material	Damages	Measure	Rate	Cost
Ceiling	Gib	Paint	No Earthquake Damage			
Door (Internal)	Cavity Slider	MDF	No Earthquake Damage			
Door (Internal)	Sliding	Aluminium	No Earthquake Damage			
Floor	Chipboard	Carpet	No Earthquake Damage			
Wall covering	Gib	Paint	Cosmetic damage			
			Rake out and stop	1.00 l/m	10.00	10.00
			Cosmetic damage			
			Paint wall	32.00 m2	24.00	768.00
Window	Aluminium Awning	Pane double glazed	No Earthquake Damage			


General Comments:**First Floor - Bathroom****Damage:** No damage**Require Scaffolding?** No**General Comments:** Painted gib walls and ceiling, vinyl floor, toilet, .9 x .9 acrylic three sided shower, heated towel rail, wall mount fan heater, single vanity, .8 x .8 mirror, extract fan**First Floor - Kitchen (Lounge/dining)****Damage:** Earthquake damage**Require Scaffolding?** No


Element	Type	Material	Damages	Measure	Rate	Cost
Built In Oven	Other	Steel	No Earthquake Damage			
Ceiling	Gib	Paint	No Earthquake Damage			

Door (External)	Sliding / Ranch sliding door	Aluminium	No Earthquake Damage			
Floor	Chipboard	Carpet	No Earthquake Damage			
Heating	Electric	Heat pump	No Earthquake Damage			
Hob	Electric	Medium Spec	No Earthquake Damage			
Kitchen joinery	Medium Spec	MDF	No Earthquake Damage			
Range Hood	Over Head	Medium spec	No Earthquake Damage			
Wall covering	Gib	Paint	Cosmetic damage			
			Rake out, plaster and paint	49.40 m2	27.00	1,333.80
Window	Aluminium Awning	Pane double glazed	No Earthquake Damage			
Work top	Kitchen work top	Laminate	No Earthquake Damage			


General Comments:


Unit 8






Building one units 1-2-3 external





Building two units 4-5-6 external



Building three units 7-8 external

Exterior

Elevation (South ground floor units 7-8- 12.6m x 2.5m)

Damage: No damage

Require Scaffolding? No

General Comments: Steel portal painted stipple finish. Remainder of wall double sectional garage doors Wall length.12.6m Wall height 2.5m

Elevation (South first floor units 7-8 painted linea 12.6m x 2.6m)

Damage: Damage but not earthquake related

Require Scaffolding? No

Non Earthquake Notes: Thermal activity at weatherboard joins causing paint cracking

General Comments: Timber framed Cladding type painted linea weatherboard Wall length.12.6m Wall height 2.6m

Elevation (East ground and first floor 10.8m x 5.7m linea weatherboard and concrete block)

Damage: No damage

Require Scaffolding? No

General Comments: Portion of Timber framed, cladding type painted linea weatherboard, Wall length 6.0 Wall height 5.7 Portion of 200 series solid concrete block Wall length. 4.8 Wall height 5.7

Elevation (West ground and first floor 10.8m x 5.7m linea weatherboard and concrete block)

Damage: Damage but not earthquake related
Require Scaffolding? No
Non Earthquake Notes: Thermal activity at weatherboard joins causing paint cracking
General Comments: Portion of Timber framed, cladding type painted linea weatherboard, Wall length 6.0 Wall height 5.7 Portion of 200 series solid concrete block Wall length. 4.8 Wall height 5.7

Elevation (North ground floor 12.6m x 2.5m linea weatherboard)

Damage: No damage
Require Scaffolding? No
General Comments: Timber framed Cladding type painted linea weatherboard Wall length.12.6m Wall height 2.5m

Elevation (North first floor 12.6m x 2.6m linea weatherboard)

Damage: Earthquake damage
Require Scaffolding? No

Element	Type	Material	Damages	Measure	Rate	Cost
Wall Cladding	Weatherboard	Linea weatherboard	Cracking to paint	12.48 m2		
			Gap fill and paint weatherboards			
			Cracking to paint	12.48 m2		
Gap fill and paint weatherboards						
Wall framing	Timber Frame	Timber	No Earthquake Damage			

General Comments: area to paint is first floor wall on decks units 7 and 8 area 4.8m x 2.6m x 2


Foundations (Concrete slabs units 7-8)

Damage: No damage
Require Scaffolding? No
General Comments:

Roof (Rolled metal)

Damage: No damage
Require Scaffolding? No
General Comments: Rolled metal. Timber fascia. Metal spouting. Metal down pipes

Fees




Scope Of Works Estimate


Property

Description	Estimate
Site	0.00
Services	0.00
<hr/>	
	0.00


Unit 1




Unit 2




Unit 3






Unit 4



Unit 5




Unit 6**Unit 7**


Name	Description	Estimate
Exterior	Elevation (North first floor deck tiled 4.8 x 1.5m)	0.00
		0.00

Floor	Description	Estimate
First Floor	Bathroom	0.00
	Bedroom (1 behind kitchen)	1,043.60
	Bedroom (2 upstairs)	778.00
	Kitchen (Lounge/dining)	1,333.80
		3,155.40
Ground Floor	Bedroom (Bedroom 3 off hall)	0.00
	Hallway (Off entry)	0.00
	Internal Garage	540.00
	Laundry (Cylinder cupboard in garage)	0.00
	Stairwell (Entry)	2,238.16
		2,778.16
		5,933.56


Unit 8



Building one units 1-2-3 external



Building two units 4-5-6 external




Building three units 7-8 external

Name	Description	Estimate
Exterior	Foundations (Concrete slabs units 7-8) Elevation (East ground and first floor 10.8m x 5.7m linea weatherboard and concrete block) Elevation (North first floor 12.6m x 2.6m linea weatherboard) Elevation (North ground floor 12.6m x 2.5m linea weatherboard) Roof (Rolled metal) Elevation (South first floor units 7-8 painted linea 12.6m x 2.6m) Elevation (South ground floor units 7-8- 12.6m x 2.5m) Elevation (West ground and first floor 10.8m x 5.7m linea weatherboard and concrete block)	

Floor	Description	Estimate
-------	-------------	----------

Fees





Inspection Sign Off

Description	Answer	comments
Contents Damage		
Has the contents schedule been left with claimant?	No	
Have the contents been sighted?	No	
Land Damage		
Is there land damage?	No	
Landslip damage has been assessed on paper	No	
Was a full inspection done?		
In roof space	No	Skillion roof no access
On roof?	No	Two level dwelling
Under sub floor?	No	Concrete slab foundation
Decline Claim		
Recommend Declining Claim	No	
Next Action:		
Verify insurance policy details.		
Refer building two to engineer for foundation repair options		
Refer to fletchers PMO		

Previous Claim Numbers (recorded manually in field)

- 2010/156903
- 2011/221450

File Notes

Date Created:	22/09/2011 17:52
Created :	Woodworth, Robert
Subject:	Inspection
Note:	Two level multiple unit complex. Building one comprises units 1-3, building two has units 4-6, building three has units 7 & 8. All units have concrete slab foundations, combination of concrete block and painted linea weatherboard exterior cladding, timber mid floors, rolled metal roof. Minor cracks to walls and ceilings in most rooms, sticking doors. Floors out of level in building two (referred to engineer)
Next Action:	1. Verify insurance policy details and period of insurance. 2. Refer building two engineer for foundation repair options 3. Refer to Fletchers PMO
Date Created:	02/03/2012 02:40
Created :	Administrator, Alchemy
Subject:	COMET sent to EQR on 02/03/2012
Note:	COMET sent to EQR on 02/03/2012
Next Action:	

Urgent Works Items

Scope of Works



Customer: [REDACTED]

Document explanatory note:

This document provides a summary of the earthquake damage identified by the EQC assessment team. Land, building and room by room damage is listed along with an indication of how this damage is to be repaired.

A glossary of terms describing the type of damage that may be listed on your Scope of Works is provided at the end of this document.

Assessment of Property at 1-8/24 WHITMORE STREET, EDGEWARE, CHRISTCHURCH 8013 on 23/09/2011


Site


Element	Damage	Repair
Land (Exposed - Soil - 1062.00 m2)		

Services

Element	Damage	Repair
Sewerage (Town Connection - PVC Pipe - 60.00 l/m)	No Earthquake Damage	
Water Supply (Town Connection - Plastic - 60.00 l/m)	No Earthquake Damage	


Unit 1










Unit 2













Unit 3










Unit 4










Unit 5











Unit 6





Unit 7**Exterior****Elevation (North first floor deck tiled 4.8 x 1.5m)**

Element	Damage	Repair
No Damage		

Interior**Ground Floor - Internal Garage**

Room Size: 5.29 x 5.88 = 31.11 (length(m) x width(m) = Area Size(m2))

Stud Height: 2.40 m

Element	Damage	Repair
Built in wardrobe (Wardrobe - Laminate - 2.00 m2)	No Earthquake Damage	
Ceiling (Gib - Paint - 31.11 m2)	No Earthquake Damage	
Floor (Concrete - Concrete - 31.11 m2)	Cosmetic damage	Grind out and epoxy fill (up to 5mm) 9.00 l/m
Garage door (Sectional Metal - Steel - 1.00 No of)	No Earthquake Damage	
Trim (Painted MDF - Trim 60mm - 15.00 l/m)	No Earthquake Damage	
Wall covering (Gib - Paint - 53.62 m2)	No Earthquake Damage	
Window (Aluminium Awning - Pane double glazed - 1.00 No of)	No Earthquake Damage	

Ground Floor - Laundry (Cylinder cupboard in garage)

Room Size: 0.75 x 2.03 = 1.52 (length(m) x width(m) = Area Size(m2))

Stud Height: 2.20 m

Element	Damage	Repair
No Damage		

Ground Floor - Hallway (Off entry)

Room Size: 1.70 x 4.10 = 6.97 (length(m) x width(m) = Area Size(m2))

Stud Height: 2.20 m

Element	Damage	Repair
No Damage		

Ground Floor - Bedroom (Bedroom 3 off hall)

Room Size: 2.90 x 3.20 = 9.28 (length(m) x width(m) = Area Size(m2))

Stud Height: 2.40 m

Element	Damage	Repair
No Damage		

Ground Floor - Stairwell (Entry)

Room Size: 1.00 x 5.60 = 5.60 (length(m) x width(m) = Area Size(m2))

Stud Height: 5.40 m

Element	Damage	Repair
Ceiling (Gib - Paint - 5.60 m2)	No Earthquake Damage	
Door (External) (Single solid Door - Timber - 1.00 item)	No Earthquake Damage	
Floor (Concrete - Carpet - 5.60 m2)	No Earthquake Damage	
Handrails (Bar - Timber - 4.60 l/m)	No Earthquake Damage	
Stairs (Internal) (Dog leg stair - MDF - 5.60 l/m)	Impact damage	Gap fill and paint stringers 11.20 l/m
Wall covering (Gib - Paint - 71.28 m2)	Cosmetic damage	Rake out, plaster and paint 71.28 m2
Window (Timber medium - Pane single glazed - 1.00 No of)		

First Floor - Bedroom (1 behind kitchen)

Room Size: 2.90 x 3.50 = 10.15 (length(m) x width(m) = Area Size(m2))

Stud Height: 2.50 m

Element	Damage	Repair
Ceiling (Gib - Paint - 10.15 m2)	Cosmetic Damage	Rake out and stop 2.00 l/m
	Cosmetic Damage	Paint Ceiling 10.15 m2
Door (Internal) (Cavity Slider - MDF - 1.00 No of)	No Earthquake Damage	
Door (Internal) (Sliding - Aluminium - 2.00 No of)		
Floor (Chipboard - Carpet - 10.15 m2)	No Earthquake Damage	
Wall covering (Gib - Paint - 32.00 m2)	Cosmetic damage	Rake out and stop 1.20 l/m
	Cosmetic damage	Paint wall 32.00 m2
Window (Aluminium Awning - Pane double glazed - 2.00 No of)	No Earthquake Damage	

First Floor - Bedroom (2 upstairs)

Room Size: 2.90 x 3.50 = 10.15 (length(m) x width(m) = Area Size(m2))

Stud Height: 2.50 m

Element	Damage	Repair
Ceiling (Gib - Paint - 10.15 m2)	No Earthquake Damage	
Door (Internal) (Cavity Slider - MDF - 1.00 No of)	No Earthquake Damage	
Door (Internal) (Sliding - Aluminium - 2.00 No of)	No Earthquake Damage	

Floor (Chipboard - Carpet - 10.15 m2)	No Earthquake Damage		
Wall covering (Gib - Paint - 32.00 m2)	Cosmetic damage	Rake out and stop	1.00 l/m
	Cosmetic damage	Paint wall	32.00 m2
Window (Aluminium Awning - Pane double glazed - 1.00 No of)	No Earthquake Damage		

First Floor - Bathroom

Room Size: 1.60 x 2.00 = 3.20 (length(m) x width(m) = Area Size(m2))

Stud Height: 2.20 m

Element	Damage	Repair	
No Damage			


First Floor - Kitchen (Lounge/dining)


Room Size: 4.60 x 4.90 = 22.54 (length(m) x width(m) = Area Size(m2))


Stud Height: 2.60 m

Element	Damage	Repair	
Built In Oven (Other - Steel - 1.00 item)	No Earthquake Damage		
Ceiling (Gib - Paint - 22.54 m2)	No Earthquake Damage		
Door (External) (Sliding / Ranch sliding door - Aluminium - 1.00 item)	No Earthquake Damage		
Floor (Chipboard - Carpet - 22.54 m2)	No Earthquake Damage		
Heating (Electric - Heat pump - 1.00 item)	No Earthquake Damage		
Hob (Electric - Medium Spec - 1.00 item)	No Earthquake Damage		
Kitchen joinery (Medium Spec - MDF - 1.00 item)	No Earthquake Damage		
Range Hood (Over Head - Medium spec - 1.00 item)	No Earthquake Damage		
Wall covering (Gib - Paint - 49.40 m2)	Cosmetic damage	Rake out, plaster and paint	49.40 m2
Window (Aluminium Awning - Pane double glazed - 1.00 No of)	No Earthquake Damage		
Work top (Kitchen work top - Laminate - 2.60 l/m)	No Earthquake Damage		


Unit 8








Building one units 1-2-3 external





Building two units 4-5-6 external



Building three units 7-8 external

Exterior**Elevation (South ground floor units 7-8- 12.6m x 2.5m)**

Element	Damage	Repair
---------	--------	--------

No Damage

Elevation (South first floor units 7-8 painted linea 12.6m x 2.6m)

Element	Damage	Repair
---------	--------	--------

No Damage

Elevation (East ground and first floor 10.8m x 5.7m linea weatherboard and concrete block)

Element	Damage	Repair
---------	--------	--------

No Damage

Elevation (West ground and first floor 10.8m x 5.7m linea weatherboard and concrete block)

Element	Damage	Repair
---------	--------	--------

No Damage

Elevation (North ground floor 12.6m x 2.5m linea weatherboard)

Element	Damage	Repair
---------	--------	--------

No Damage

Elevation (North first floor 12.6m x 2.6m linea weatherboard)

Element	Damage	Repair
---------	--------	--------

Wall Cladding (Weatherboard - Linea weatherboard - 32.76 m2)	Cracking to paint	Gap fill and paint weatherboards	12.48 m2
	Cracking to paint	Gap fill and paint weatherboards	12.48 m2
Wall framing (Timber Frame - Timber - 32.76 m2)	No Earthquake Damage		

Foundations (Concrete slabs units 7-8)

Element	Damage	Repair
---------	--------	--------

No Damage

Roof (Rolled metal)

Element	Damage	Repair
---------	--------	--------

No Damage

Interior**Scope of Works - Glossary of Terms**

Cosmetic Damage	Cosmetic damage is used to record repairs to an element that can be done in situ e.g. minor cracking to plasterboard. For example a repair strategy may state "rake, stop and paint" and this is carried out without needing to remove or replace the damaged element. Where the plasterboard for example needs to be removed and replaced, this will be recorded as 'structural damage'.
Impact Damage	Impact damage is where an element or part of a building sustains earthquake damage and then breaks away or collapses causing damage to another part of the building. An example is a chimney that has collapsed and caused damage to roof tiles.
Structural Damage	The term structural damage is used where a repair requires an element to be removed and replaced e.g. major cracking to plasterboard or external cladding that has been dislodged. This term does not relate to the structural integrity of the building as a whole, but to the individual element only.

Additional Information

Building Terms	The Department of Building and Housing website has a comprehensive list of common building terms: http://www.dbh.govt.nz/building-az-wxyz
-----------------------	---

Works Order



To: Sugrue Construction Ltd
Unit # 3/110, Nagland St
Christchurch
Steven @ sugrueconstruction.co.nz


Order Number **EQW 06572**

Please quote on all invoices, correspondences etc

Accreditation no.: EQRC0738 PA code: S207
Authorised by: MO M. Dowling Date: 26/7/12

Date of issue	Project supervisor	Telephone no.	Hub no.	Hub code
<u>25.7.12</u>	<u>Duncan Ford.</u>	<u>083419954</u>	<u>E 010</u>	<u>008</u>

EQC claim no.	Address	\$ Ex. GST	Start date	Finish date
---------------	---------	------------	------------	-------------



<u>7.</u>	<u>2011/035122</u>	<u>1-8, 24 Whitmore street</u>	<u>26.7.12</u>	<u>26.10.12</u>
8.				
9.				
10.				
11.				
12.				
13.				
14.				
15.				
16.				
17.				
18.				
19.				
20.				
21.				
22.				
23.				
24.				
25.				
26.				
27.				
28.				
29.				
30.				

Please send all invoices and correspondence to: The Fletcher Construction Company Limited as agent for Earthquake Commission
11 Deans Avenue, PO Box 80 105, Riccarton, Christchurch 8440. Telephone +64 3 341 9900, Facsimile +64 3 343 4167

This Works Order is subject to the terms and conditions contained in the short form agreement for engagement of contractors between the parties.

Works Order V2.0. 12/12/11

V04

Variation to Works Order

THE FLETCHER CONSTRUCTION COMPANY
 Helping the recovery in
CANTERBURY AS AGENT
 OF EQC

Claim Number	2011/035122	Contractor Name	Sugrue Construction Ltd
Customer Name	[REDACTED]	Supervisor	Duncan Ford
Main Contact	[REDACTED]	Date	28/08/2012
Property Address	Unit 7 24 Whitmore St	Customer email	steven@sugrueconstruction.co.nz
Phone	[REDACTED]		021 450 709

For all Variations please contact your Contract Supervisor before proceeding with any work. **This section must be filled out by the contractor in full with as much supporting information as possible: Descriptions, Repair Strategies, Quantities, Units, Rates, Photos where appropriate - The contractor must ensure the reason for the variation is clearly stated (For example - unforeseen additional scope required, alternative repair strategy required etc...) and that works to be undertaken have not been previously allowed for.**

Section 1 Completed by Contractor

Reason for Submitting a Variation
 Cracking to walls found in unit 1 entry hallway missed when scoping with Duncan Ford and Shane Harcombe

Item	Description	Quantity	Unit	Rate	Amount
1	Hallway off entry cracking to internal corner by garage door need to rake out plaster and paint walls	1	25.52m2	\$25.00	\$638.00
Total					\$638.00

Section 2 Completed by Contract Supervisor

Instruction given for work to proceed Yes No Work sighted Yes No

Notes

Name Duncan Ford Date 5-9-12 Signature [Signature]

Section 4 Completed by Quantity Surveyor

Claimed \$ 638.00 Hub Name Woolston
 Variation Total \$ 638.00 Hub Number 8 E 010

Tax Invoice/Payment Claim No. _____

Name Kevin O'Connor Date 6-9-12 Signature [Signature]

Section 5 Completed by EQC Representative

Instruction given for work to proceed Yes No Work sighted Yes No

Notes

APPROVED

Name Shane HARCUMBE Date 6/9/12 Signature [Signature]

RECEIVED
 4 SEP 2012
 BY: AD

Variation to Works Order

THE FLETCHER CONSTRUCTION COMPANY
 Helping the recovery in CANTERBURY AS AGENT OF EQC

Claim Number	2011/035122	Contractor Name	Sugrue Construction Ltd
Customer Name	[REDACTED]	Supervisor	Duncan Ford
Main Contact	[REDACTED]	Date	11/09/2012
Property Address	Unit 7 24 Whitmore St	Customer email	steven@sugrueconstruction.co.nz
Phone	[REDACTED]		021 450 709

For all Variations please contact your Contract Supervisor before proceeding with any work. *This section must be filled out by the contractor in full with as much supporting information as possible: Descriptions, Repair Strategies, Quantities, Units, Rates, Photos where appropriate - The contractor must ensure the reason for the variation is clearly stated (For example - unforeseen additional scope required, alternative repair strategy required etc...) and that works to be undertaken have not been previously allowed for.*

Section 1 Completed by Contractor

Reason for Submitting a Variation

When doing sign off with Duncan Ford we found extra damage to bedroom 3 skirting and laundry walls when water cylinder had moved with earthquake causing damage to laundry walls too.

Item	Description	Quantity	Unit	Rate	Amount
1	Bedroom skirting remove and replace and paint	1	2m		\$150.00
2	Rack out plaster and paint walls	10.56m ²		\$25.00	\$264.00
Total					\$414.00

Section 2 Completed by Contract Supervisor

Instruction given for work to proceed Yes No Work sighted Yes No

Notes

Name Duncan Ford Date 11-9-12 Signature [Signature]

Section 4 Completed by Quantity Surveyor

Claimed \$ 4644.00 Hub Name Woolston
 Variation Total \$ 414.00 Hub Number 8 E 010

Tax Invoice/Payment Claim No. _____

Name Kevin O'Connor Date 12-9-12 Signature [Signature]

Section 5 Completed by EQC Representative

Instruction given for work to proceed Yes No Work sighted Yes No

Notes Approved
[Signature]

Name Paul Faulstich Date _____ Signature _____

Schedule **E3**

Practical Completion Certificate

Contract: ~ EQW 065 72
Location: ~ 1-8 Whitmore
Principal: ~ Fletcher eqp as agent for EQC

Practical Completion

Practical Completion means that the Contract Works, or a Separate Section of them attain Practical Completion when information and warranties listed in the Specific Conditions have been provided and when, except for:-

- (a) Work which the Principal and the Contractor have agreed to defer for completion during the Defects Liability Period and
- (b) minor omissions and minor defects which the Principal and the Contractor agree
 - (i) the Contractor has reasonable grounds for not correcting promptly; and
 - (ii) do not prevent the Contract Works, or a Separate Section of them, from being used for their intended purpose; and
 - (iii) can be corrected without prejudicing the convenient use of the Contract Works or a Separate Section of them,

the Contractor has fulfilled its obligations under the Contract.

This Certificate

This is to certify that in accordance with rule 12.1, the Contract Works have been inspected and qualified for Practical Completion on ~.

The Defects Liability period as detailed in rule 13.1 commenced on this date and continue for a period of ~.

The Principal has used all reasonable care and skill in the preparation of this Certificate.

It is provided in accordance with and subject to rule 1.2 Principal's main obligations.

The certificate cannot be relied on for any other purpose.

Signed by/date:

JH Ford

10.9.12

(Date signed)



MS-SF0509

FINAL ACCOUNT AGREEMENT

CLAIM NUMBER:

2011 035122

Property Address:	1-8 24 Whitmore Street	Date	7/09/12
	Edgware	Hub	Woolston
	Christchurch 8013	Contracts Supervisor	Duncan Ford
Property Contact Name:	[REDACTED]		
Contractor Details	Sugrue Construction Ltd	Accreditation No	EQRC0738
Contact details	Ph. (1) 03 326 7739	Ph. (2)	021 450 709
	email steven@sugrueconstruction.co.nz		

Original Contract Value	(Ex GST)	[REDACTED]
Variations	(Ex GST)	[REDACTED]
Final Contract Value	(Ex GST)	[REDACTED]
Less Previous Payments	(Ex GST)	[REDACTED]
GST Amount		[REDACTED]
Amount for Final payment	(Including GST)	[REDACTED]

We hereby confirm that this statement represents the full and Final Contract Value and amount outstanding for all matters relating to this subcontract.

Contract Start Date: 29/8/12 **Contract Finish Date:** 6/9/12

Signature of Contractor:	[Signature]	Date:	7/9/12
Print Name	Steven Sugrue		
Signature of Contracts Supervisor:	[Signature]	Date:	10.9.12
Print Name	DR Ford		
Signature of Quantity Surveyor:	[Signature]	Date:	2/2/13
Print Name	M. Darling		

LAND DOCUMENTS

The following information contains documents relating to the land assessments that were either cash settled or declined:

The attached land document(s) help NHC Toka Tū Ake identify information that may be relevant to its assessment of your residential land claims. They are not intended to form a complete technical report on land damage to your land. The land information, including valuations, repair costs and estimates, do not necessarily reflect the final land settlement received

Brayden Maguire

11-7-13



BODY CORPORATE 406257

'1-8/24 WHITMORE STREET

EDGEWARE

CHRISTCHURCH


H: & W:

M:

1-8 24 Whitmore st
60m Shared access

22A Whitmore st
11m shared access

22 Whitmore st
11m Shared access



No Land damage identified.

Main access
Damaged Asphalt
60 x 5

CHECKED

Shared Access.

Inspection Summary



Completed by: Dale Smith
Braydon Mequire
 Date: 11/7/13 Page: 1 of 1
dd / mm / yy



CLM / 2010 / 156903
 BODY CORPORATE 406257
 '1-8/24 WHITMORE STREET
 EDGEWARE
 CHRISTCHURCH
 H: & W:
 M:

Time arrived at site: 2:00 Time left site: 3:00 Was an inspection carried out? Yes No

Customer present: Yes No Customer Name: Tenants
 Access denied Loose dogs Other If other, please provide reason

If No inspection carried out, why not?

Where an inspection has been conducted: Yes No Notes

- Any land damage under the main access way or other hard surfaces?	<input type="checkbox"/>	<input checked="" type="checkbox"/>	
- Were any bridges or culverts damaged within EQC Cover?	<input type="checkbox"/>	<input checked="" type="checkbox"/>	
- Were any retaining walls damaged within EQC Cover?	<input type="checkbox"/>	<input checked="" type="checkbox"/>	
- Is an engineer required?	<input type="checkbox"/>	<input checked="" type="checkbox"/>	
- Is a valuation required?	<input type="checkbox"/>	<input checked="" type="checkbox"/>	
- Is a resource consent required for any remediation work? (proximity to protected trees and waterways)	<input type="checkbox"/>	<input checked="" type="checkbox"/>	
- Has anything in this pack been escalated?	<input type="checkbox"/>	<input checked="" type="checkbox"/>	
- Customer has advised of invoices for emergency work?	<input type="checkbox"/>	<input checked="" type="checkbox"/>	
- Customer advised of next action?	<input checked="" type="checkbox"/>	<input type="checkbox"/>	<u>When booked</u>
- Was any silt found under the dwelling?	<input type="checkbox"/>	<input checked="" type="checkbox"/>	

- If there was nil damage, why was that? Building removed Building repairs have fixed No visible damage

- If a potential or actual 8/9 property, was the dwelling present? Building removed Building present

Land Damage to Area A? If Yes, add details
 Yes No

Land Damage to Area B? If Yes, add details
 Yes No

Land Damage to Area C? If Yes, add details
 Yes No

Total m² of Damaged Land: m² Notional Land Damage Value @\$300/m² (Incl GST): \$

No Visible Land Damage

Next action Refer for Shared Access Analysis + Recosting



CHECKED



EARTHQUAKE COMMISSION

Kōmihana Rūwhenua



CLM / 2010 / 156903

BODY CORPORATE 406257
 '1-8/24 WHITMORE STREET
 EDGEWARE
 CHRISTCHURCH
 H: & W:
 M:

nd Sheet Complex Flat Land Claims

Date: 11-7-13

Author: Brayden Maguire

Item N°	Description/Construction	Length	Height/Width	Depth	Damage	Damaged Area	Evacuated m ²	Inundated m ²	Debris m ³	Access E D
B1	Asphalt	4	1	.1	Undulation	4	4	-	-	E
C2	pavers	5	2	.1	Undulation	10	10	-	-	E

CHECKED



14

Scope of Works



Completed by: Brayden Maguire

Date: 11-7-13 Page: 1 of 1
dd / mm / yy

C L M / 2 0 1 0 / 1 5 6 9 0 3
 BODY CORPORATE 406257
 '1-8/24 WHITMORE STREET
 EDGEWARE
 CHRISTCHURCH
 H: & W:
 M:

Description: **Damage to Land**

Repair Strategy: Removal and/or import materials and labour to repair land 14 m²

Description – Removal of Debris/Minor Works	Units	Length	Breadth	Depth	Quantity	Rate	Cost
Transporter- machine	each					\$160	
Machine Hire	hrs					\$110	
Truck Hire	hrs					\$100	
Labour	hrs					\$45	
Contaminated Spoil Removal	m ³					\$100	
Spoil Removal/Tip Fees (clean)	m ³					\$20	
Skip (4m ³)	each					\$190	
Materials	each						

NB A Small/Minor Works cost may only be applied when there is only land repair to the site/property; a total area of damage under 15m²; no further works required 250

Description - Supply and level hard fill	Units	Length	Breadth	Depth	Quantity	Rate	Cost
Land Under Residential Buildings (Type 'A') – Supply and level hard fill	m ²					\$12	
Land Under Access way (Type 'B') – Supply and level hard fill	m ²					\$12	
Land Under Pavers/Patio/Concrete (Type 'C') – Supply and level hard fill c1	m ²	4	1		4	\$12	48
Land Under Lawn Areas (Type 'C') - Level and Seed c2	m ²	5	2		10	\$10	100
Lateral Spread Cracks under 10mm but greater than 5mm	Lm					\$25	
Lateral Spread Cracks greater than 10mm	Lm					\$90	

* Unit categories to be used as follows: Each, Sheet, Kilogram, Linear metre, Square metre, Cubic metre, Per hour, Per day, Per week. Cubic metre calculations must include length, breadth and depth figures. Square metre calculations must include length and breadth figures.	Sub-total	398.00
	P&G, Margin & GST (Figure x 1.3662)	145.74
	Total	543.74



CHECKED

DECLINED AND/OR WITHDRAWN CLAIM(S)

The following information contains documents relating to claims that were declined by NHC Toka Tū Ake and/or withdrawn by the claimant.



Statement of Claim Checklist - Damage Report

Date: 24/07/17

Author: Paul BENNETT

Page 1 of 1

Claim No 2016/020495

Customer: Body Corporate 406257

Situation of Loss: 1-8/24 Whitmore Street
Edgeware, Wairarapa

LA: Paul BENNETT

Estimator: ..

Earthquake Damage

Y/N

N

Stud:

EXTERNAL ELEMENTS

NO EQ related damage.
Drainage upstand - NOT EQ

ROOM: External Elements

Thoroughly inspected in building Managers' presence.
NO EQ related damage from the Kaitiaki Event located.
Drainage upstand broken. Not EQ related.

Earthquake Damage

Y/N

N

Stud:

INTERNAL ELEMENTS

Not inspected as NO EQ related damage.

ROOM: Internal Elements

At Customers request no internal inspections of the 8 Units were undertaken, as there was no indications by the owners there was such EQ damage.

Earthquake Damage

Y/N

N

Stud:

LAND

NO EQ related Land damage

ROOM: LAND

No EQ related Land damage at the complex.

Earthquake Damage

Y/N

Stud:

ROOM: