

GRIFFIOEN.

BUILDING INSPECTION REPORT

Statement of Passing Over: This building inspection has been supplied by the vendor in good faith. GRIFFIOEN. (Powered by Ownly Limited, Licensed REAA 2008) is merely passing over this information as supplied to us.

We cannot guarantee its accuracy as we have not checked, audited, or reviewed the information and all intending purchasers are advised to seek your own advice as to the information contained in this document.

Prospective purchasers are advised to seek their own independent advice as to the condition of the property either prior to, or as a condition of, purchasing the property.

To the maximum extent permitted by law we do not accept any responsibility to any party for the accuracy or use of the information herein.

52A Marriotts Road, North New Brighton, Christchurch

Building Report



Client name

Caleb Griffioen

Others present at time of inspection

Builder

Inspector details

Property Inspected by Adam Brownie 027 914 9087
Adam@inspectedresidential.co.nz Qualified builder and Licensed Building Practitioner
National Certificate in Carpentry
This inspection was carried out in accordance with NZS4306:2005

Date/Time

10/03/2026

Weather

Fine



Limitations and reliance of this report

1. **Limitations of this Report** The Report is subject to our Terms of Service included with your quote and the limitations stated within them. We refer to you to Clause 28 (Limited Inspections) and Clause 29 (Building Inspection Report Exclusions).

2. **Scope of this Report** This Report is based off a overall visual and non-invasive assessment, as at the date of inspection, of ten (10) areas of the building and surrounds, which is the subject of the Contractor's inspection:

- Exterior roof; and
- Foundation and subfloor; and
- Accessory units and buildings; and
- Site improvements; and
- Roof space/ceiling cavity; and
- Exterior wall cladding and joinery; and
- General interior; and
- Plumbing system; and
- Electrical system; and
- Landscaping and hardscaping; and
- Pests and potential hazards

3. **Exclusions** We will not carry out any destructive or intrusive testing, or move any furniture or appliances. No disassembly of equipment, opening of walls, moving of furniture, appliances or stored items, or excavation will be performed. All components and conditions which by the nature of their location are concealed, camouflaged or difficult to inspect (e.g. plumbing, drainage, heating, framing, ventilation, insulation or wiring) are excluded from our inspection and the Report.

4. **Non-Comprehensive and Non-Exhaustive** The Report is not an all-encompassing report detailing every minor defect or minor outstanding maintenance issues. The inspection and the Report are not intended to be technically comprehensive, or to imply that every component was inspected, or that every possible defect was discovered. The Report does not comment on the condition of a particular building element but rather rates the overall concern level.

5. **General Reliance** The Report is intended only as a general guide to help you to evaluate the overall condition of the building. We refer you to Clause 22 (General Reliance) of our Terms of Service.

6. **Copyright** This Report and its contents are the copyright of Inspected Residential Limited. We retain copyright in any written designs, drawings, specifications, processes, reports and any other documents created as part of, or for the purpose of performing, the Report. The Report, in whole or part of, may not be copied, reproduced or translated in any medium by you without our express permission. It shall not be supplied by you to any third parties other than to your professional advisers or banking organisation.

7. **Re-Addressing Reports** For the avoidance of doubt, we may re-address the Report at your request to a third party, subject to any fee in force as at the date of the request. We shall inform you if the date of the Report does not enable us to re-address the Report and requires a new report to be commissioned. This is at our sole discretion.

TABLE OF CONTENTS

- 01 **CONDITION KEY AND DEFINITIONS****
- 02 **PROPERTY DETAILS****
- 03 **ROOF****
- 04 **EXTERIOR****
- 05 **STRUCTURE****
- 06 **INTERIOR****
- 07 **PLUMBING****
- 08 **ELECTRICAL****
- 09 **HEATING/COOLING/VENTILATION****
- 10 **SUMMARY****
- 11 **CERTIFICATE OF INSPECTION****
- 12 **INFORMATION****
- 13 **TERMS OF SERVICE****

CONDITION KEY

Optimal	In a new or like-new condition; no visual deterioration or issues, with no typical maintenance or remediation required. Property is consistent with expectations for its age, type, and construction.
Sound	Generally functioning as intended; dependent on its age, some typical and routine maintenance and typical repairs may be necessary due to wear and tear.
Serviceable	In a condition that shows some deterioration and may require some level of remediation, functionality has declined but is still okay.
Marginal	A condition in which the system may no longer function as intended; deterioration to the point that remediation is required.
Compromised	Completely deteriorated and likely no longer functioning as intended

GENERAL BUILDING ELEMENTS DEFINITIONS

Roofing

Bargeboard - Boards on a gable end.
Fascia - Linear metal or timber facings that run along the bottom of a roof line.
Hips & Valleys - Internal or external elements of a roof creating either a valley or a ridge.
Ceiling Cavity - Space between the ceiling and the cladded roof.

Foundation

Concrete Slab - Solid concrete foundation on which something is built.
Ring Foundation - A narrow concrete perimeter around the outside of a dwelling.
Piles - Vertical structural elements being the base of the foundation.
Joists - Runs on or between bearers to create a frame for the floor.
Bearers - Thick horizontal elements running over piles to create load support.

Electrical

Switchboard or Distribution Board - A board connecting electrical circuits.
Power socket - Plug in the wall to run appliances off
Meterbox - A box used to monitor how much power is used by a household

Cladding

Cavity System - The gap between two surfaces e.g. cladding to frame cavity.
Cladding - Material fixed to the exterior of a dwelling.
Direct Fixed - Fixed directly with no cavity.
Monolithic - Smooth rendered plaster finish over a selected substrate.
Vermin Strip - Strip used to allow airflow but stop rodents accessing.
Soffits - Overhanging horizontal lining under the overhanging roof.
Eaves - Pitched section of roof overhang.

Joinery

Jam/frame - The frame around a door.
Reveal - Frame around a window.
Sill - Base of a window frame.
Hardware - Door handles, latches, mechanical elements.
Head Flashing - Above exterior windows and doors to prevent water ingress.
Trim - A material fixed to smooth corners or cover fixings.

Plumbing

Water Toby - A valve by the road to switch the water mains to the property on or off.
Waste - Pipes or catchments that take wastewater away e.g. sinks, showers, etc.
Gully Trap - A ground basin that receives piped wastewater from inside the dwelling.
Stormwater System - System that receives excess water from the roof and drainage system in the property.

PROPERTY DETAILS

Approximate age of main dwelling

2000s

Building type

Stand alone

Levels/storeys

1

Site exposure

Semi sheltered

Comments

The property has access via a shared driveway.

Building design weathertightness risk score

Please note that all properties carry some degree of weathertightness risk, so do not be alarmed if the property registers a score. This score is provided as an informative guide only to indicate the relative risk of weathertightness associated with the design and attributes listed below. It is not an official, statutory, or government-prescribed rating system, and it does not assess or capture every possible weathertightness risk, defect, condition, or performance issue that may exist within the property. The score ranges from 0 to 18, with 0 indicating the lowest relative design risk and 18 indicating the highest. The selected design attributes are based on the property's primary features, though some variances may be present.

Wind Zone

Low Risk - Low wind zone as described by NZS 3604

Number of Storeys

Low Risk - One Storey

Roof/Wall Intersection Design

Low Risk - Roof-to-wall intersection fully protected (e.g hip and gable roof with eaves)

Eaves Width (Estimated if out of reach)

Medium Risk - 450mm-600mm at first floor level, or over 600mm at second floor level

Envelope Complexity

Low Risk - Simple rectangular, L, T or boomerang shape, with single cladding type

Deck Designs

Low Risk - None, timber slat deck or porch at ground level.

Weathertightness Risk Score Out of 18

1

Dwelling elevations



ROOF OVERVIEW

LIMITATION(S) in this section

The inspection of the roof and associated elements was limited to reasonable access and visual, non-invasive observation in accordance with NZS 4306:2005. Specifically, only areas safely viewable from the ground or from a ladder up to 3.6 m were inspected (NZS 4306:2005 Table 1). Any roof areas that were not reasonably accessible, unsafe to access, or not visible from these vantage points were excluded from this report.

ROOF(S), FLASHINGS, GUTTERS AND DOWN PIPES

ROOF CLADDINGS OR COVERINGS

Type

Sloped

Material(s)

Longrun Steel

Comments


The roof appears to have been recently re-coated to professional standard. The roof is fastened down with roofing nails. These can be prone to popping overtime. As general maintenance replace any that may have popped with suitable roofing screws.

Who to Engage: Advice, Investigation or Repairs


Metal Roof Specialist




Example - popped roofing nail.



Example - there are some patches in places where the paint has been applied over residual lichen on the cladding or damaged undercoat. This may eventually cause some minor flaking in some isolated spots.



New paint coat is a little thin in here.



FLASHINGS

Type


Hips & Ridges, Valley

Material(s)

Metal

Comments

No signs of damage. Looks to be sealing and functioning as intended. Free from debris build up.



GUTTERS AND DOWN PIPES

Material(s)

Plastic/PVC downpipes, Metal gutters

Comments

Downpipes and gutters fixed well in place and not loose. Downpipes on the main dwelling discharge into ground risers. Some minor slope adjustments needed in places to improve the guttering drainage and prevent any pooling in the gutters.



EXTERIOR OVERVIEW

LIMITATION(S) in this section

Inspection of exterior foundation walls was restricted by finished ground levels. In line with NZS 4306:2005 visual, non-invasive scope and reasonable-access requirements, only the portions visible above ground were inspected. Elements concealed below ground level or by finishes were excluded from this report. The Inspection may be constrained where recent repairs, repainting, or cleaning

have been carried out. Fresh coatings and finishes can temporarily conceal defects such as cracking, staining, moisture damage, rust or movement. Where recent work is evident, you should seek supporting documentation and warranties and consider further specialist investigation if you are concerned.

SOFFIT & FASCIA

Material


Fibre cement soffit, Metal fascia

Comments

Fascia fixed well to structure. The fascia looks to have been flashed professionally. No obvious popped or protruding fixings noted. The products have been maintained well with paint. Some typical light corrosion to fascia throughout. Treat, prime and repaint these to inhibit corrosion.



Example - typical light corrosion to fascia's throughout



EXTERIOR FOUNDATION (WALLS)

Type

Concrete slab

Comments

Some minor cracking noted. These could be epoxy repaired to improve them.

Who to Engage: Advice, Investigation or Repairs

Concrete Repair / Crack Injection Specialist



Minor crack.



Minor crack.

EXTERIOR DWELLING (WALLS)

Type


Brick veneer

Comments

Some very minor cracking in mortar noted, but nothing unexpected or concerning. Grind out and re-point mortar where needed as general and ongoing maintenance of a masonry cladding.

Who to Engage: Advice, Investigation or Repairs

Stonemason / Masonry Repair Specialist



Loose brick.



Minor crack to brick and mortar here.

EXTERIOR JOINERY (VISUAL ASSESSMENT)

Material

Aluminium

Comments

Exterior joinery comments are based on a visual assessment only; testing of the joinery function is found in the interior section of this report. Where joinery meets the cladding, gap-filling/sealing could be carried out; this will improve the exterior joinery cosmetically and weather-tightness. A paint restorer could be used on any frames with sun fade; this will improve their appearance and help protect the current coating. This is typically more prevalent on sun-facing elevations.

Who to Engage: Advice, Investigation or Repairs

Painter and Decorator



Example - where gap sealing could be carried out around joinery where it meets the cladding to improve it.



EXTERIOR SERVICES


GULLY TRAP(S)

Material

Plastic/PVC

Comments

Gully traps are sufficient height off finished ground level. Traps are configured properly and do not have downpipes directing stormwater into them. Grate installed on traps to prevent debris getting into the grey water system.



EXTERIOR SERVICES

Type


Tap(s), Telecom box, Hot water overflow

Comments

Taps are operating fine.

Who to Engage: Advice, Investigation or Repairs

Qualified Plumbing Specialist



HARDSCAPING, DECKS, VERANDAS, PATIOS, OTHER

Type and material

Patio(s), Pathways, Deck(s), Driveway

Comments

Timber deck would benefit from being coated to help protect the timber and prolong its lifespan.



FENCING

Material

Timber post, rail & paling

Comments

Some sections of fences are weathered and are in need of some maintenance and repairs. Re-paint or stain the timber elements as part of ongoing maintenance to prolong the fences lifespan.

Gate is working fine.

Who to Engage: Advice, Investigation or Repairs

Painter and Decorator, General Handyman / Maintenance Contractor



SHEDS AND OUTBUILDING(S)

Type

Garden shed

Comments

Vegetation growth could be removed to prevent damage to the shed.



STRUCTURE OVERVIEW

LIMITATION(S) in this section

This inspection report is based on a visual assessment of accessible areas of the dwelling at the time of the inspection. While our thorough examination aims to identify visible signs of pests, it is important to note that some pests may remain hidden or undetectable during the inspection. Pests, such as birds, rodents, and borer, can often inhabit concealed spaces. This report serves as a snapshot of the condition of the property at the time of the inspection and should be considered in conjunction with other specialist evaluations to obtain a complete understanding of the pest status of the property. The Inspection of the foundations was restricted by exterior finished ground levels and by floor coverings. In accordance with the Standards visual non invasive scope and reasonable access requirements, only portions visible externally or otherwise unobstructed were assessed; elements concealed below ground level or beneath floor finishes are excluded from this report.

FLOOR LEVELS

MBIE floor level guidelines - Practical interpretation

The MBIE floor-level guidelines are used in practice as a preliminary indicator tool to help determine whether measured floor variation and/or slope may be consistent with foundation movement typically attributed to seismic activity and whether further assessment or repairs are warranted. They are not a pass/fail standard and should not be relied on in isolation. Results should be considered alongside other observable signs, such as cracking, binding doors/windows, distorted openings, uneven skirtings/architraves, and—most importantly—evidence of damage or deformation to the foundations and/or the superstructure (subfloor framing, load-bearing walls, bracing elements, cladding/linings, slab, etc.). A dwelling can exceed the MBIE guidelines but require no further remediation so long as it has been deemed sound following an investigation into the deviations by a suitably qualified construction professional or specialist.

Interpretation also needs to account for the age of the dwelling and historical construction practices. Older homes can exhibit floor deviations due to long-term settlement, bearers/joists installed out of level, earlier tolerances, timber shrinkage/creep, alterations, or repairs over time. For this reason, a deviation outside the guideline indicators does not automatically require urgent remediation, and a deviation within them does not rule out underlying issues. The floor level results are therefore treated as one line of evidence within an overall condition and movement assessment.

Foundation type

Concrete slab

Inside MBIE Guidelines?

The floors exceed the 0.5% slope in one isolated spot in the SW bedroom; this check was done using a Technidea Zip Pro-2000. Our conclusion takes into consideration differences in floor covering thicknesses and step-downs. Please note that this is not a floor-level survey.

Comments


We did not note anything visually to the superstructure that appeared concerning corresponding with this deviation. We have sighted a re-level project completion report document provided by the owners from Landmark Consultants Limited dated 19 March 2026 which concluded that structural repairs had been completed as per their recommendation. So this deviation does not appear to be a concern. It is recommended that you review these documents as part of typical due diligence. The rest of the floor plan sits within the 0.5% tolerance also sits well within the maximum 50mm variation.


Who to Engage: Advice, Investigation or Repairs

Property Lawyer



Datum.





Approx. 18mm variation over approx. 2m

INTERIOR MOISTURE

Test type










Non-invasive readings were taken using a Trotec T660 non-invasive moisture meter. Readings were taken internally at key locations most prone to moisture issues or ingress. Generally speaking, moisture content readings between 0 and 60 are considered dry, 60 to 80 is considered damp, and 80+ is considered wet; however, readings will always show an element of moisture because timber framing will always retain some level of moisture, even after it has been dried. Additionally, moisture





content readings can be up to 3% higher than average during periods of high humidity and cooler air temperatures. Non-invasive moisture testing is used as an indicator and does not confirm an issue. Some anomalies can occur. We will specify areas of concern if they arise.



Comments

No concerning or elevated readings taken.









Behind shower stall.

Behind shower stall.



CEILING CAVITY

Ceiling cavity structure

Pests

As ongoing maintenance, all homes should be periodically checked for pests, as they can cause damage to the construction material, plumbing, and electrical. Some signs of rodents noted. Due to the age of the home, it is typical to see some evidence of rodents. Often, this is historic if proper pest control measures have been taken throughout the time the current occupant has lived in the home, and it does not necessarily confirm any current infestation. If you are concerned about rodents, it is recommended that you seek advice from a suitably competent pest control specialist.

Framing type

Timber, Trusses

Structure comments

Fixed well into place. No sagging identified.



A flue has been removed here. This appeared to have previously leaked but is now fine.

Roof underlay/sheathing

None

Comments

No general concerns found.



Insulation type

Fibre glass

Comments

Insulation laid throughout except above the garage. Not slumped or compressed. No obvious water damage observed.



Services types

Ducting, Electrical, Plumbing, Hot water cylinder

Wiring comments

Modern TPS wiring noted.

Plumbing comments

Please note that our view of the plumbing elements is limited to what can be visually sighted, and we cannot confirm anything beyond what is visible or enclosed behind wall linings, under insulation, etc. No general issues noted.



INTERIOR OVERVIEW

LIMITATION(S) in this section

FINISHES

FLOORS

Type

Carpet, Vinyl

Comments

No obvious stains. Looks to be undamaged.

WALLS

Type

Drywall/plaster

Comments

No general issues.

CEILING

Type

Drywall/plaster

Comments

No obvious signs of water damage.

APPLIANCES

Appliance list

Wall oven, Cooktop, Heated towel rail

Comments

The Inspection did not include detailed testing or confirmation of the performance of household appliances or specialist systems such as alarms audio visual systems intercoms data cabling or smart home controls. Any comments are confined to obvious visible defects only. For assurance on operation safety or compliance of these systems a suitably qualified specialist should be engaged.


SAFETY SYSTEMS

Type

Smoke detectors

Comments

For older homes, photoelectric smoke alarms should be installed within 3 metres of every bedroom door or every room where someone sleeps. There should also be at least one on every level or storey of the home at a minimum. New builds, some modern properties, and dwellings that have undergone substantial renovations require hard-wired/interconnected smoke detectors in all bedrooms, living spaces, hallways, and landings. In multi level dwellings, there must be at least one smoke alarm on each level. Please review building plans and use the government agency online resources to determine any additional requirements, ensuring compliance with legal regulations and best practices for the home. No testing was done during this inspection. There is a burglar alarm system installed that looks to be obsolete.




GARAGE

Internal access?

Yes

Comments

Garage door is electric motorised and working fine. Some minor cracking to slab under laundry tub. This doesn't appear particularly concerning but it should be confirmed that any larger cracks in the garage were repaired if any.



Some minor cracking under laundry tub to slab.

JOINERY

DOORS

Comments

One door needs an ease; No other notable items.

Who to Engage: Advice, Investigation or Repairs

Qualified Carpenter



Ease door a touch so it doesn't catch the frame.

WINDOWS

Material

Timber, Aluminium

Glazing

Single

Comments

The items in the photos below need attention; No other notable items.

Who to Engage: Advice, Investigation or Repairs

Qualified Carpenter



Ease window a touch so it doesn't catch the frame.



Ease window a touch so it doesn't grab the frame.

CABINETS AND COUNTER

Comments

The items in the photos below need attention; No other notable items.

Who to Engage: Advice, Investigation or Repairs

General Handyman / Maintenance Contractor



Drawers need a slight adjust.

PLUMBING OVERVIEW

LIMITATION(S) in this section

The Inspection of plumbing components was limited to visual non invasive observation of accessible areas at the time of inspection. We did not assess concealed services including elements under ground or behind wall linings and ceilings. We are not plumbing specialists and do not provide opinions on technical or legal compliance of plumbing or fixtures. Items that appear to pose concern are noted in this report. If plumbing or drainage is a concern engage a suitably qualified plumbing or drainage specialist for further evaluation.

WATER SUPPLY

Water source

Public - Council supply


Cold water shower pressure

Reasonably High

Hot water shower pressure

Reasonably high

Comments



WATER HEATING

Type

Hot water cylinder(s)

Comments

Proper seismic restraints fitted to the cylinder. No leaks observed. Drip tray installed underneath. Cylinder is somewhat dated. Older cylinders, can corrode inside and become compromised when harsh water is run through them; this is particularly evident when the water is chlorinated. Often, this cannot be physically sighted off a non-invasive check. Even if a leak is not picked up at the time of inspection, sudden leaks can occur where corrosion to a fitting or the cylinder suddenly gives way. Ensure cylinders are periodically inspected for their condition and any leaking.

Who to Engage: Advice, Investigation or Repairs

General Handyman / Maintenance Contractor



WASTE PIPING & WATER SUPPLY (UNDER SINKS)

Comments

Taps were turned on, and no leaks were observed from the waste piping. No leaks observed from water supply under sinks.



TAPS

Comments

All taps appear to be working and functioning as intended.

SHOWER(S)

How many showers?

1

Leaks from shower(s)?

No

Leaks from shower fittings?

No

Comments



TOILET(S)

How many toilets?

1

Leaks observed from toilet(s)?

No

Cistern closing off water supply properly?

Yes

Comments



EXTRACTION FAN(S)

Type

Rangehood, Extractor fan(s)

Comments

Powered on and appears to be operating fine. From what can be physically sighted, the extractors appear to be ducted externally.



ELECTRICAL OVERVIEW

LIMITATION(S) in this section

The overall electrical assessment is based on a visual inspection only and will only comment on electrical elements that are visible and reasonably accessible. We are not an electrical specialist; we cannot comment on the technical or legal compliance of electrical elements, nor can we warrant or confirm their safety. No specialist or thorough testing of electrical elements is undertaken; however, we will comment on signs of excess heat build-up or anything that visually poses a potential hazard. If electrical is a concern of yours, then it is strongly recommended that you engage a suitably qualified electrician.

MAINS DELIVERY AND ANCILLARY POWER SOURCES

Type

Subterranean/underground mains connection

Comments

SWITCHBOARD & METER BOX

Breakers

Reasonably modern

Comments

Modern meter box. Modern switchboard. Looks to have been professionally installed. No signs of excess heat build up.



LIGHTS

All interior lights work at the time of inspection?

No

Comments

Two lights not working. Bulb replacement would likely fix this; however this was not tested or confirmed during this inspection. Check this.

Who to Engage: Advice, Investigation or Repairs

General Handyman / Maintenance Contractor, Qualified Electrical Specialist



POWER SOCKETS

Comments

Please note that only sockets that were readily visible and accessible and had nothing plugged into them at the time of inspection were tested; any others are excluded from this report. Sockets that were tested returned no fault.



Example of test carried out.

HEATING/COOLING/VENTILATION OVERVIEW

LIMITATION(S) in this section

HEATING/COOLING/VENTILATION

Type

Heat pump(s), Electric wall heater(s)

Comments

Looks to have been professionally installed. No testing of these elements was carried out during this inspection. Please consult a suitably qualified specialist for testing of these elements.



SUMMARY

Please read this report in its entirety. This summary is for information purposes and is not a substitute for the information provided in the body of this report. This summary will include aspects we consider most relevant in a brief form. It is our professional opinion that this property is in sound condition for its age, type and construction. Some typical maintenance and minor remediation is commented on in this report.

EQC Scope of Works Comments

The EQC scope of works provided appears to have been completed to a good tradesman like standard. We are unable to confirm the completion of any slab work due to floor coverings. Please review any documentation available for this. We do note the presence of a crack under the laundry tub that has not been repaired.

Roof/Flashings/Gutters and Downpipes

Check over roof cladding and replace any popped nails where necessary.

Soffits & Fascia

Fascias have some typical light corrosion to them that should be treated, primed and painted to inhibit it.

Fencing

Fences need some maintenance and re-coating.

Floor Levels

We did not note anything visually to the superstructure that appeared concerning corresponding with this deviation. We have sighted a re-level project completion report document provided by the owners from Landmark Consultants Limited dated 19 March 2026 which concluded that structural repairs had been completed as per their recommendation. So this deviation does not appear to be a concern. It is recommended that you review these documents as part of typical due diligence. The rest of the floor plan sits within the 0.5% tolerance also sits well within the maximum 50mm variation.

Joinery (Doors, Windows, Cabinetry and Counter)

Some minor adjustments and attention needed to some joinery to improve it as general maintenance.

CERTIFICATE OF INSPECTION

Client name

Caleb Griffioen

Property Address

52A Marriotts Road, North New Brighton, Christchurch

Inspector details

Property Inspected by Adam Brownie 027 914 9087

Adam@inspectedresidential.co.nz Qualified builder and Licensed Building Practitioner

National Certificate in Carpentry

This inspection was carried out in accordance with NZS4306:2005

Date/Time

10/03/2026

The following Areas of the property have been inspected

Site

Yes No NA

Subfloor

Yes No NA

Exterior

Yes No NA

Roof Exterior

Yes No NA

Roof Space

Yes No NA

Interior

Yes No NA

Services

Yes No NA

Accessory units, ancillary spaces and buildings

Yes No NA

Inspector signature



Areas inspected

SITE

Orientation of living spaces

Yes No NA

Site exposure, contour & vegetation

Yes No NA

Retaining walls

Yes No NA

Paths, steps, handrails & driveways

Yes No NA

Fencing

Yes No NA

Surface water control

Yes No NA

Location of access point

Yes No NA

Accessibility

Yes No NA

Foundation type & condition

Yes No NA

Foundation walls

Yes No NA

Ground condition

Yes No NA

Ground vapour barrier

Yes No NA

Drainage

Yes No NA

Ventilation adequacy

Yes No NA

Electrical - wiring type & support

Yes No NA

Plumbing - Material types, leakage & support

Yes No NA

Insulation type, approximate thickness, coverage & condition

Yes No NA

Timber Framing & bracing

Yes No NA

Pile type, instability & condition

Yes No NA

Ground clearance of timber framing

Yes No NA

Obvious structural alteration

Yes No NA

Insect and pest infestation

Yes No NA

Floor Type (timber or suspended concrete)

Yes No NA

Pile to bearer connections

Yes No NA

Rotting timbers

Yes No NA

Debris

Yes No NA

Construction type

Yes No NA

Cladding

Yes No NA

Chimneys

Yes No NA

Exterior Stairs

Yes No NA

Balconies, verandahs, patios, etc

Yes No NA

Roof material

Yes No NA

Roof condition

Yes No NA

Roof water collection

Yes No NA

Downpipes

Yes No NA

Eaves, Fascia & soffits

Yes No NA

ROOF SPACE

Accessibility

Yes No NA

Roof cladding

Yes No NA

Thermal insulation type, clearances, approximate thickness & coverage

Yes No NA

Sarking

Yes No NA

Party walls fire proofing

Yes No NA

Roofing underlay & support

Yes No NA

Roof frame construction & connections

Yes No NA

Ceiling construction

Yes No NA

Obvious structural alterations

Yes No NA

Insect and pest infestation

Yes No NA

Rotting timbers

Yes No NA

Discharges into roof space

Yes No NA

Plumbing - Material types, leakages & support

Yes No NA

Electrical - wiring type & support

Yes No NA

Tile fixings

Yes No NA

INTERIOR

Timber floors

Yes No NA

Ceilings

Yes No NA

Walls

Yes No NA

Concrete floors Yes No NA**Doors & frames** Yes No NA**Electrical operation of switches** Yes No NA**Heating systems** Yes No NA**Kitchen** Yes No NA**Kitchen benchtop** Yes No NA**Kitchen cabinetry** Yes No NA**Kitchen sink** Yes No NA**kitchen tiles** Yes No NA**Kitchen air extraction system** Yes No NA**Bathroom, WC & ensuite** Yes No NA**Bathroom Floors** Yes No NA**Cistern, pan & Bidit** Yes No NA**Bathroom tiles** Yes No NA**Bath** Yes No NA**Shower** Yes No NA**Bathroom vanity/washbasin** Yes No NA**Bathroom ventilation** Yes No NA**Bathroom special features** Yes No NA**Laundry** Yes No NA**Laundry location** Yes No NA**Laundry floors** Yes No NA**Laundry tubs/cabinets** Yes No NA**Laundry tiles** Yes No NA**Fire warning & control systems** Yes No NA**Laundry ventilation** Yes No NA**Storage** Yes No NA**Stairs** Yes No NA**Exterior windows & doors** Yes No NA**Services****Heating systems** Yes No NA**Central vacuum systems** Yes No NA**Ventilation systems** Yes No NA**Security systems** Yes No NA**Electrical services** Yes No NA**Gas services** Yes No NA**Water Services** Yes No NA**Hot water services** Yes No NA**Foul water disposal** Yes No NA**Grey water recycling system** Yes No NA**Rainwater collection systems** Yes No NA**Solar heating** Yes No NA**Aerials & antennae** Yes No NA**Shading systems** Yes No NA**Telecommunications** Yes No NA**Lifts** Yes No NA**ANCILLARY SPACES****Exterior claddings** Yes No NA**Floors** Yes No NA**Roofs** Yes No NA**Subfloor** Yes No NA

The following pages include some general information and maintenance advice. Tailor these to your specific property needs. A copy of our terms of service is also included.

Maintenance

This comprehensive list covers a wide range of maintenance tasks to help homeowners keep their residential properties in excellent condition, extend the life of their systems and components, and avoid costly repairs. Tailor the list to the specific needs and features of your home as necessary.

Monthly Maintenance:

- **Test smoke detectors and carbon monoxide alarms: Replace batteries as needed.**
- **Clean garbage disposal: Prevent odours and maintain functionality.**
- **Inspect plumbing for leaks: Check under sinks and around appliances.**
- **Check for signs of pests: Look for droppings, nests, or entry points.**
- **Inspect and clean range hood filters: Remove grease buildup for fire safety.**
- **Clean and maintain dryer vent: Prevent lint buildup and fire hazards.**
- **Monitor for mould and mildew, especially in bathrooms, laundry, and exterior joinery.**

Quarterly Maintenance:

- **Inspect and clean metal joinery tracks: Ensure proper operation.**
- **Check HVAC filters: Maintain efficient heating and cooling systems.**
- **Inspect and clean gutters and downspouts: Remove debris to prevent blockages.**
- **Clean fittings and taps: Remove mineral deposits.**
- **Inspect ceiling cavity and crawl spaces: Look for signs of pests or leaks.**
- **Clean kitchen and bathroom grout and sealant: Prevent mould and mildew.**
- **Trim trees and bushes: Prevent overgrowth and potential damage to any structures.**

Bi-Annual Maintenance:

- **Check seals and grout in showers and tubs: Prevent water damage.**
- **Inspect windows and doors for proper seals: Address gaps or drafts.**
- **Test garage door opener safety features: Ensure auto-reverse is functioning.**

Annual Maintenance:

- **Lubricate door hinges and locks:** Prevent squeaks and extend the products lifespan
- **Check for exterior paint damage:** Touch up or repaint as needed.
- **Inspect the roof:** Look for damage, leaks, or flashing issues.
- **Deep clean floors and carpets:** Professionally clean or rent equipment.
- **Clean and inspect chimney:** Ensure safe operation if you have a fireplace.
- **Pressure wash exterior surfaces:** Remove dirt, algae, and stains.
- **Inspect and clean dryer vent:** Prevent fire hazards and improve efficiency.
- **Check the foundation:** Look for cracks, settling, or water intrusion.
- **Inspect and clean oven and stove:** Remove built-up grease and debris.
- **Clean and seal wood decks and fences:** Protect against weathering.
- **Fertilize and aerate the lawn:** Promote healthy growth.
- **Inspect and clean outdoor lighting:** Ensure safety and visibility.
- **Flush hot water cylinder:** Remove sediment to maintain efficiency.
- **Service the HVAC system:** Schedule a professional tune-up for heating and cooling equipment.
- **Test and inspect irrigation system:** Address any leaks or malfunctions.
- **Review insurance policies:** Ensure adequate coverage for the property's value and location.

Seasonal Maintenance:

- **Spring:** Clean and repair outdoor furniture, prepare garden beds, and check sprinkler systems.
- **Summer:** Maintain the lawn clean and seal outdoor wood surfaces.
- **Autumn:** Rake leaves, clean gutters, and prepare for winter weather.
- **Winter:** Check insulation and weatherstripping; clear snow and ice from walkways.

As Needed Maintenance:

- **Address plumbing leaks:** Promptly repair any leaks to prevent water damage.
- **Electrical faults:** Get any potential issues checked by an electrical specialist as they arise, i.e. flickering lights, buzzing noises, signs of excessive heat build-up, etc.
- **Pest control:** Deal with infestations as they arise.
- **Appliance maintenance:** Follow the manufacturer's recommendations for your appliances.
- **Inspect and clean septic tanks:** If applicable, maintain septic systems as needed.
- **Evaluate and maintain swimming pools:** Ensure proper chemical balance and equipment maintenance.
- **Inspect and clean ventilation systems:** Ensure proper airflow and air quality.

Wood borer information

What is Borer?

Borer is a pest capable of causing significant damage to timber in homes and other structures throughout New Zealand. Small (2-4mm) flight holes on the surface of timbers, doors and furniture are signs that borer is present in your home. Another obvious sign is fine sawdust piles close to the holes.

What causes Borer infestation?

Borer are drawn to seasoned or moist untreated timber. They are commonly found on the south-facing sides of buildings or in floor timbers that are prone to dampness. Borer prefer soft or untreated wood and are often found in untreated native timbers in older homes built before the 1960s. Some types of wood, such as macrocarpa, are naturally resistant to insect attack, and kiln-drying radiata pine improves its resistance to borer. Sawn timber is also more susceptible to borer attack than timber with a smooth surface.

What do you do if you have a Borer infestation?

Timber infested with borer can be treated, but if the damage is severe, the timber may need to be reinforced or replaced. The only long-term solution for borer is a residual surface treatment with a product containing insecticide or preservative. It's essential that the treatment lasts longer than the borer's lifecycle, which can range from 4 to 11 years depending on the species. This treatment can only be applied to bare timber, so paint or varnish coatings may need to be removed first.

Airborne treatments like bombs, misting, or fogging will only kill the adult borers and won't stop the larvae from continuing to damage the timber. Furniture can be treated by fumigation through a certified pest control company or by injecting insecticide into the flight holes.

If your inspector has advised they believe borer may be present in the property, it is recommended that you engage a suitably qualified pest control professional to confirm this before proceeding with treatment

Asbestos Information

What is Asbestos?

Asbestos refers to a group of six naturally occurring minerals composed of thin, needle-like fibres found in rock and soil. These fibres are so small that they can only be seen under a microscope.

Why was Asbestos used?

Asbestos was widely used in construction until the mid-1980s due to its resistance to heat, electricity, and corrosion. It is commonly found in materials like sprayed-on fireproofing, soundproofing, thermal insulation, decorative coatings, vinyl flooring, cement products, roofing sheets, and pipe lagging.

Why is Asbestos dangerous?

When asbestos-containing materials (ACMs) are disturbed, they release tiny fibres into the air. Inhaling these fibres poses serious health risks, as they can become lodged in the lungs and lead to diseases such as asbestosis, lung cancer, and mesothelioma.

What should you do if Asbestos is present?

Undisturbed asbestos poses minimal risk, and removal is typically unnecessary. However, if the material is damaged, it should be addressed promptly. In most cases, asbestos removal must be carried out by a qualified professional with a WorkSafe licence.

If your inspector suspects the presence of asbestos in your property, it's recommended to engage a suitably qualified professional to confirm this, especially if any damage is observed.

Leaky homes information

What is a leaky home?

A leaky home is where moisture gets trapped between the exterior cladding and interior wall frames due to cracks in the exterior cladding and the absence of a cavity system that is designed to ventilate any moisture that may get in. This can lead to rotting of the frames, mould growth and damage to the interior of the home. High-risk homes are typically Mediterranean-style homes with monolithic cladding, commonly built between the late 1980s and mid-2000s.

How can I identify a leaky home?

There are often few visible signs that a building is leaky, but certain features, including its construction year, can suggest its likelihood of leaking. Major risk factors include insufficient ground clearance, cracks in the cladding or joinery, penetrations or openings in the cladding, window flashings, and enclosed balconies or cantilevered decks.

What do you do if you think there are leaks/moisture issues?

Leaky buildings can be expensive to repair. A non-invasive moisture test is the first step to locating any potential moisture ingress.

Your inspector will advise if any high readings are taken and recommend that an invasive test be completed by a suitably qualified professional if required.

TERMS OF SERVICE

1. How these Terms Apply You are taken to have exclusively accepted and are immediately bound, jointly and severally (where there is more than one purchaser), by these terms of service when any one of the following occurs:

- a. place an order or booking for Services from us directly or via any third-party booking system; and/or
- b. accept our Services by permitting entry by us to the nominated Premises to perform Services; and/or
- c. issue a purchase order to us following receipt of a Quote/Cost Estimate,

and together these terms apply in conjunction with any specific exclusions or additional terms specified in any Quote/Cost Estimate.

2. Our Contract Your acceptance of the Quote/Cost Estimate and these general terms together constitute our agreement with you (this Contract). This Contract governs the agreement between INSPECTED RESIDENTIAL LIMITED (COMPANY NUMBER 8466019) ("we" "us" and "our") and you, the named client in the Quote/Cost Estimate, in respect of the Services.

3. "Business Days" Any reference to 'Business Days' in these terms means a day on which banks are ordinarily open and excludes a Saturday, a Sunday or a public holiday. Any other reference to a 'day' shall mean a calendar day.

4. "Healthy Homes Standards" are the applicable standards set out in s13B of the Residential Tenancies Act 1986 and the Residential Tenancies (Healthy Homes Standards) Regulations 2019.

5. "Premises" means the residential dwelling or commercial premises at which Services are to be performed (as the context requires).

6. "Report" means any category of building inspection report and/or a healthy homes report (as the context requires).

7. "You" Means the purchaser buying the Services as specified in any invoice, order, Quote/Cost Estimate or any other document. If the purchaser comprises more than one person, each of those persons' liability and agreement is joint and several.

8. "Us, "Our," or We" includes any contractor, employee, assignee, agent, transferees or approved subcontractor that we use.

9. Statutory References In these terms, a reference to a statute or statutory provision includes a reference to that statute or statutory provision as modified, consolidated and/or re-enacted from time to time and any subordinate legislation made under that statute or statutory provision.

OUR SERVICES AND OBLIGATIONS

10. Services Our Services include:

- a. Building Inspection Report services; and
- b. Healthy Homes Inspection and Assessment services; and
- c. Invasive Testing Services; and
- d. Builders Walkthrough Service; and
- e. any other services described in our described in the Quote/Cost Estimate; and

together these are the Services in these terms as the context requires.

11. Scope Variations We will confirm any additional Services required via a Scope Variation email and/or an updated Quote/Cost Estimate.

12. Subcontractors Either we or our approved subcontractors will perform the Services for you.

13. Performance We will perform our Services with due skill and care and in a competent manner.

14. Licences Where required by law, we hold the applicable licences and accreditations to perform the Services.

15. Updates on Timing We will advise you of any anticipated delay to provide a Service.

16. Sufficiency of Time to Perform Services We will use our reasonable judgment to advise you of the estimated time to complete the Services you have requested at the time of booking. However, such timeframes are indicative only.

CUSTOMER OBLIGATIONS

17. Authority for Approval Decisions You must nominate a single individual with authority to give instructions or approval to us, and where you are working with a third-party (including but not limited to a property agent, a facilities or building manager or a key-holder) that you wish to delegate approval and authority to, you must provide us with written confirmation of their contact name, status and basis on which approval or instructions can be accepted by us.

18. Consents You must make your own enquiries relating to the requirement of any consents required to enable us to access the applicable Premises to perform the Services including, but not limited to,

- a. building owner consent where you are a commercial tenant; or
- b. landlord consent where you are a residential tenant; or
- c. any other consent from a third party in connection with the Premises,
- d. and you must arrange for all such consents to be obtained at your sole cost.

19. Sub Floor and Roof Cavity Access You must provide unobstructed access to opening access doors or hatches to crawl spaces to enable us to perform sub-floor and roof cavity inspections.

20. Premises Preparation You must arrange the following in advance of us commencing the Services:

- a. Access you must arrange access to the Premises including, where applicable, gate access; and
- b. Deactivate alarm systems you must deactivate alarm systems; and
- c. Secure dogs you must ensure dogs are adequately restrained, crated or located in a closed environment (e.g. a garage, kennel) while the Services are being performed; and
- d. Remove obstructions this includes the removal of obstructions to access to the Premises and applicable opening access doors for sub-floor and roof cavities and at the exterior for access to roof.

BUILDING INSPECTION REPORT SERVICES

21. Report Compliance Written building inspection reports are carried out in accordance with NZS Standard 4306:2005 Residential Property Inspection (published by Standards New Zealand) on an "exceptions or information" basis and are not a statement that a property complies with the requirements of any statute, act, regulation or bylaw.

22. General Reliance Building inspection reports are intended to be relied upon as a general guide to you. They represent the overall condition of the Premises, and a Report does not constitute a warranty or guarantee of the current or future performance or fitness for purpose of the building, structure, systems or component parts comprising the Premises. To avoid doubt, such reports do not include any statements or confirmations as to the following:

- a. the fitness for purpose or workmanship quality of any system, including but not limited to, electrical, air conditioning, heating, plumbing, septic tank, solar, alarm, fire protection, audio visual or any other system (Systems); and/or
- b. the quality of the design of such Systems; and/or
- c. the quality or appropriateness of the components or placement or location of such Systems.

23. Visual Inspections A Report is assessed on the basis of a visual and non-invasive inspection only on specific areas of the Premises including, but not limited to, the following:

- a. Exterior roof; and
- b. Foundation and subfloor; and
- c. Accessory units and buildings; and
- d. Site improvements; and Roof space/ceiling cavity; and
- e. Exterior wall cladding and joinery; and
- f. General Interior; and
- g. Plumbing system; and
- h. Electrical system; and
- i. Landscaping/hardscaping; and
- j. Pest and potential hazards.

24. Multi-Unit Premises Building inspection reports on multi-unit Premises exclude items listed at sub-clauses (a) to (e) inclusive above except for accessible parts of immediate exterior of the unit to be inspected.

25. Sample Components We may report on a sample set of components only and are not an exhaustive report on all building components.

26. Floor Level Readings All readings taken for the purposes of a Report are indicative only and are not warranted to be a true floor

level of the Premises.

27. **Moisture Readings.** We shall use our reasonable industry knowledge to assess moisture levels at the Premises. All and any moisture testing performed as part of the Services shall be non-invasive and we do not warrant that moisture ingress is not present at the Premises. Where we identify and recommend that invasive moisture testing is required, this is subject to an additional scope of services.

28. **Limited Inspections** Where we cannot access an area of your Premises, we shall exclude such area(s) from our final Report.

29. **Building Inspection Report Exclusions** A Report shall exclude inspection or reporting on the following (this list is not exhaustive, and any additional exclusions shall be stated in the building inspection report):

- a. Destructive testing; and
- b. Invasive testing (for example: wall opening); and
- c. Weathertightness; and
- d. Excavation; and
- e. Roof areas where access exceeds use of a 3.6m ladder; and
- f. Testing under furniture or appliances; and
- g. Disassembly of equipment or appliances; and
- h. Asbestos testing; and
- i. Live borer, termites or other infestation; and
- j. Concealed, submerged, buried, camouflaged, embedded or otherwise inaccessible components or areas (including but not limited to plumbing, drainage, septic/sewerage, private water, heating, air conditioning, ducting, framing, ventilation, insulation, wiring or reticulated services); and
- k. commentary, reporting or analysis of minor defects or maintenance requirements (including wear and tear); and
- l. common areas (including at cross-lease Premises, unit titles, multi-unit dwellings); and
- m. sheds and outhouses; and
- n. solar and PV systems; and
- o. building code compliance or other regulatory compliance (including local or territorial consent or resource consents); and
- p. seismic activity; and
- q. any other matter we elect to limit in the Report.

30. **Specialist Recommendations** We reserve all rights to include recommendations in a Report for specialist advice or assessments to be performed in respect of matters noted for concern. The contents of our Report are not reliant on such additional independent advice, and you undertake such additional services at your own cost and discretion.

INTRUSIVE TESTING SERVICES

31. **Intrusive Testing** Where we recommend intrusive testing to identify locations of water ingress or water leakage and you engage us to perform this service, the following shall apply:

- a. You shall be required to confirm your consent on behalf of you and all other homeowners to remove core samples of framing to perform the testing; and
- b. our intrusive testing shall not be relied upon as a weathertightness report, assessment or opinion in any way.

HEALTHY HOMES REPORT SERVICES

32. **Report Compliance** Healthy homes inspection Reports are prepared in accordance with the Healthy Homes Standards.

33. **Visual Inspection** Healthy homes inspections are based on visual inspections only and are limited to the nominated aspects of the Premises as prescribed by the Healthy Homes Standards, these being:

- a. Heating; and
- b. Insulation; and
- c. Ventilation; and

- d. Moisture Ingress and drainage; and
- e. Draught stopping.

34. Healthy Homes Report Exclusions A healthy homes inspection is limited to the five aspects listed above and does not comment or report on the following (this list is not exhaustive, and any additional exclusions shall be stated in the healthy homes Report):

- a. other identifiable issues that may affect wellbeing or health of occupants of residential tenancy Premises.; and
- b. probe or destructive testing; and
- c. Testing under furniture or appliances; and
- d. Disassembly of equipment or appliances; and
- e. any other matter we elect to limit in the Report.

USE OF REPORTS

35. Reliance The information and contents of any Report is confidential and is for your exclusive use and that of any nominated additional addressee and is valid as at the date of issue only. We disclaim all responsibility and accept no liability for use of a Report by any party other than you or a specified addressee agreed as at the date of the Cost Estimate/Quote or as later agreed by us in writing.

36. Report-Addressee You are prohibited from altering the addressee of a Report and must obtain our express consent to re-issue any Report to alternative or additional addressee. This may be subject to an additional fee. Inspected Residential Limited reserves the right to reassign any report to other customers at their own discretion.

37. No Future Warranty A Report provides our opinion as at the date of the applicable inspection. Any Report or assessment provided in connection with the Services is not a warranty against any issues, defects or problems which may have not been identified via a visual inspection or that may develop after the date of performance of the Services

BUILDER'S WALKTHROUGH SERVICE

38. No Report Basis Our 'builder's walkthrough service' is an accompanied tour of a property nominated by the Client. Any observations of works or remedial actions made by us or our Personnel are supplied on an 'as is' basis via a visual inspection and is supplied on a 'no report basis'. You accept and acknowledge that we or our Personnel shall not supply any written report in connection with this category of service. To avoid doubt, this service is not a Building Inspection Report Service and shall not be supplied to the level of detail to meet the NZS Standard 4306:2005 Residential Property Inspection (published by Standards New Zealand).

39. No Reliance We accept no responsibility for your reliance or that of any third-party in respect of our verbal comments and observations supplied during a 'builder's walkthrough' service.

PAYMENTS AND INVOICING

40. Amounts Owing Payable on Due Date All amounts specified in an invoice will require payment on the due date specified in the invoice (Amounts Owing).

41. Invoice Payable Prior to Report Release All amounts specified in your invoice are payable in advance of release of a Report unless expressly agreed otherwise by us in writing.

42. Third Party Card Handling Fees We reserve the right to on-charge any third-party transaction fees associated with online card payment to your invoice or online payments. These may be subject to change without notice and the applicable % shall be published on our website or invoices. This shall be current as at the date of the applicable booking.

43. No Set Off or Deduction Payment of Amounts Owing Amounts Owing which are due and payable must be made without set-off or deduction of any kind.

44. If You Dispute the Amount Owing If you receive an invoice and you consider you owe us a lesser amount than the sum stated as the Amount Owing, you must notify us within five (5) Business Days of receiving our invoice.

45. Duty to Pay Undisputed Amounts Owing You acknowledge and agree that you will not be entitled to withhold payment in respect of any undisputed Amount Owing.

46. Overdue Amounts Owing If you do not pay an Amount Owing by the Due Date or any later date we have agreed in writing, this becomes an Overdue Amount Owing. After a period of 5 (five) Business Days, we shall have the right to apply late payment interest at a rate of 2.5%. This shall be calculated daily and compound monthly at that rate if we elect to do this. This applies before and after any judgment (if applicable).

47. Debt Collection or Recovery Costs If an Overdue Amount Owing remains unpaid for 14 (fourteen) Business Days or more, we reserve our rights to engage the services of a debt collection agency or solicitor to take proceedings to recover the Overdue Amount Owing. You will be liable for the costs incurred by us in the collection of any unpaid amounts including but not limited to legal costs, debt collection fees and internal administration fees.

48. Administration Fees In the event we are obliged to perform any additional actions to recover any monies owed by you, we reserve

the right to apply reasonable administrative fees for phone calls, texts, emails and in-person visits to follow up and recover any Overdue Amount Owing in addition to any costs or expenses stated in any clauses above.

VARIATIONS

49. Variations to Price We reserve the right to issue a Variation Order to change the price to complete the Services where an extension to the Premises area is requested that extends the number of dwellings at the Premises on which we have provided our Quote/Cost Estimate.

CANCELLATION AND MISSED APPOINTMENT FEES

50. Missed Appointment Fees Where we attend your Premises on the agreed date and time, and you fail to make the necessary arrangements or meet your Customer Obligations to enable us to perform our Services, the Missed Appointment Fee published on our Cost Estimate/Quote issued to you shall be invoiced to you.

51. Cancellation by You Where you request a cancellation of a Service, you must provide us with no less than forty-eight (48) hours' notice. Where such notice is not supplied, we reserve the right to deduct an amount equivalent to the Missed Appointment Fee published on our Cost Estimate/Quote issued to you and shall refund the balance to you.

52. Cancellation by Us Without prejudice to our other remedies at law, we reserve our rights to terminate this Contract (which includes any part the Services that remain unfulfilled) and shall not be liable to you for any delay, loss or damage suffered by you due to us exercising our rights under this clause, where:

- a. Inability to Access Premises we are denied access to or are unable to access the Premises to carry out the Services for whatever reason and we cannot reschedule to access at a later date; and
- b. Health and safety where we assess that the means of access to the Premises or the whole or part of the Premises is unsafe and would breach the relevant safety requirements under applicable health and safety legislation, and such safety concerns or issues cannot or will not be remedied by you.
- c. No consent Where we cannot obtain consent from you to perform invasive testing (where applicable).

53. Payment of a Missed Appointment Fee Where this clause is relied upon, we reserve the right to do one of the following:

- a. If no re-booking is made deduct an amount equivalent to the Missed Appointment Fee published on our Cost Estimate/Quote issued to you from your fee and shall refund the balance of any pre-payment to you if the service is not re-booked at a later date.; or
- b. If you re-book your appointment to issue an invoice to you for our published Missed Appointment Fee which shall become immediately due and payable prior to our attendance at your re-scheduled appointment.

LIMITATION OF OUR LIABILITY

54. Limit of Liability Our total aggregate liability to you arising out of or in connection with the Services whether in contract, any indemnity, tort (including negligence) by statute or otherwise at law or in equity is limited to an amount equivalent to the value of the applicable Services performed under these terms.

55. Exclusion of Our Liability To the fullest extent permitted by law, and subject to our obligations under any applicable law that imposes guarantees on us, we exclude all liability to you for any indirect claims, expenses, losses, damages and costs (including any incidental, special and/or consequential damages or loss of profits, loss of anticipated savings or loss of expenses suffered or incurred by you resulting (either directly or indirectly) in connection with the Services.

56. When Limitations of Liability Cannot Apply These clauses do not limit our liability to the extent that it cannot be limited at law and/or arises out of or in connection with any wilful default, fraud or criminal conduct by us.

57. Force Majeure We shall not be liable for any delay or failure to perform the Services due to a force majeure event. For the purposes of these terms, "force majeure" means an event or circumstance which leads to a default of either party under this Contract due to any act of God, war, terrorism, strike, lock-out, industrial action, fire, flood, storm, port closure or border closure plus any national or global pandemic effects, including, for the avoidance of doubt, any default due to any implementation of any regulation, directive, rule or measure by any government, state or other authority under the governing law of this Contract.

DISPUTE

58. Details of the Dispute must be Supplied If you or we consider that a dispute has arisen in relation to any matter governed by this Contract, you must give us written notice outlining the basis of the dispute within ten (10) Business Days of the date of the Report.

59. Remedy Where we agree a remedy is available, your remedies are limited to a re-performance of the Services or a refund of the amounts payable (at our discretion).

PRIVACY

60. You authorise us and our agents to collect, use, retain and disclose "personal information" (as defined in Part 1, section 7 of the Privacy Act 2020) about you and your personnel that you or they provide to us for the following purposes:

- a. assessing creditworthiness and exercising our rights and/or performing our obligations under this Contract; and/or

- b. direct marketing purposes (including by email and other electronic means), unless you notify us that you do not wish to receive direct marketing from us; and/or
- c. using the services of credit reporting and debt collection agencies and you consent to us disclosing personal information (including any information about default and repayment; and/or
- d. history) to a credit reporter, who may hold that information and use it to provide its credit reporting services; and/or
- e. registering any Security Interest under this Contract; and/or
- f. the use or transfer of personal information to a Related Company (as such term is defined by Companies Act 1993) in connection with the performance of our obligations or exercise of our rights under this Contract.

61. The clause above is authority and consent from you in accordance with sections in Part 3, Part 7, subpart 1 and all other relevant sections in the Privacy Act 2020.

62. You (if you are an individual) have the right under sections in Part 4, subpart 1 and Part 4, subpart 2 of the Privacy Act 2020 to access, and request correction of, any of your personal information held by us and if you provide any personal information about a third party (including your Personnel) to us, you confirm that you are authorised to do so by the relevant individual and you have informed the relevant individual that they have the right to contact us to access and, if applicable, request correction of any personal information that we hold about them.

GENERAL

63. Governing Law This Contract shall be governed by the laws of New Zealand and the parties irrevocably submit to the exclusive jurisdiction of the courts of New Zealand.

64. Severability If and to the extent any provision or part of a provision is illegal or unenforceable, such provision or part of a provision will be severed from this Contract and will not affect the continued operation of the remaining provisions of this Contract.

65. Entire Agreement This Contract sets out the entire agreement between the parties.

66. Electronic Acceptance The parties agree that any legal requirement may be met by using electronic means in accordance with the Contract and Commercial Law Act 2017. In this clause the term "legal requirement" has the meaning given to it by section 219(2) of the Contract and Commercial Law Act 2017.

END OF TERMS