

STATEMENT OF PASSING OVER INFORMATION

This information has been supplied by the vendor or the vendor's agents. Accordingly, Ownly (REAA 2008) and Sold On Kapiti Limited is merely passing over the information as supplied to us by the vendor of the vendor's agents.

We cannot guarantee its accuracy and reliability as we have not checked, audited, or reviewed the information and all the intending purchasers are advised to conduct their own due diligence investigation into the same.

To the maximum extent permitted by law Ownly (REAA 2008) and Sold On Kapiti Limited does not accept any responsibility to any person for the accuracy of the information herein.



SOLD ON KĀPITI
real estate

CODE COMPLIANCE CERTIFICATE

Section 95 Building Act 2004



Consent No: 150114

| The Building | | |
|---|--|---|
| Street address of building: | 200B Manly Street, Paraparaumu Beach Residential | Building name: |
| Current, Lawfully established, use: | | Location of building within site/block number: |
| Level/unit number: | | Intended life of the building if 50 years or less: |
| Legal description of land where building is located: | LOT 2 DP 83579 CT 50D/238 | |
| | | Year first constructed: |
| The Owner | | |
| Name of owner: | Atkinson Timothy David | Street address /registered office: |
| Contact person: | | Phone numbers: |
| Mailing address: | 200b Manly Street Paraparaumu | Landline: 04 902 3222 |
| Email address: | | Mobile: |
| Website: | | Daytime: |
| | | After hours: |
| | | Facsimile number: |
| First point of contact for communications with the Kapiti Coast District Council: | | |
| Full Name: Mike Robertson Mailing Address: 31 Michael Road, Paraparaumu Phones:: 027 282 4589 Email: mike.r@adarchitecture.co.nz | | |
| Building Work | | |
| Building Consent No: | 150114 | Issued by: Kapiti Coast District Council |
| Project Description: | Re-locate dwelling to site | |

Code Compliance

The building consent authority named below is satisfied, on reasonable grounds, that:

- (a) the building work complies with the building consent.

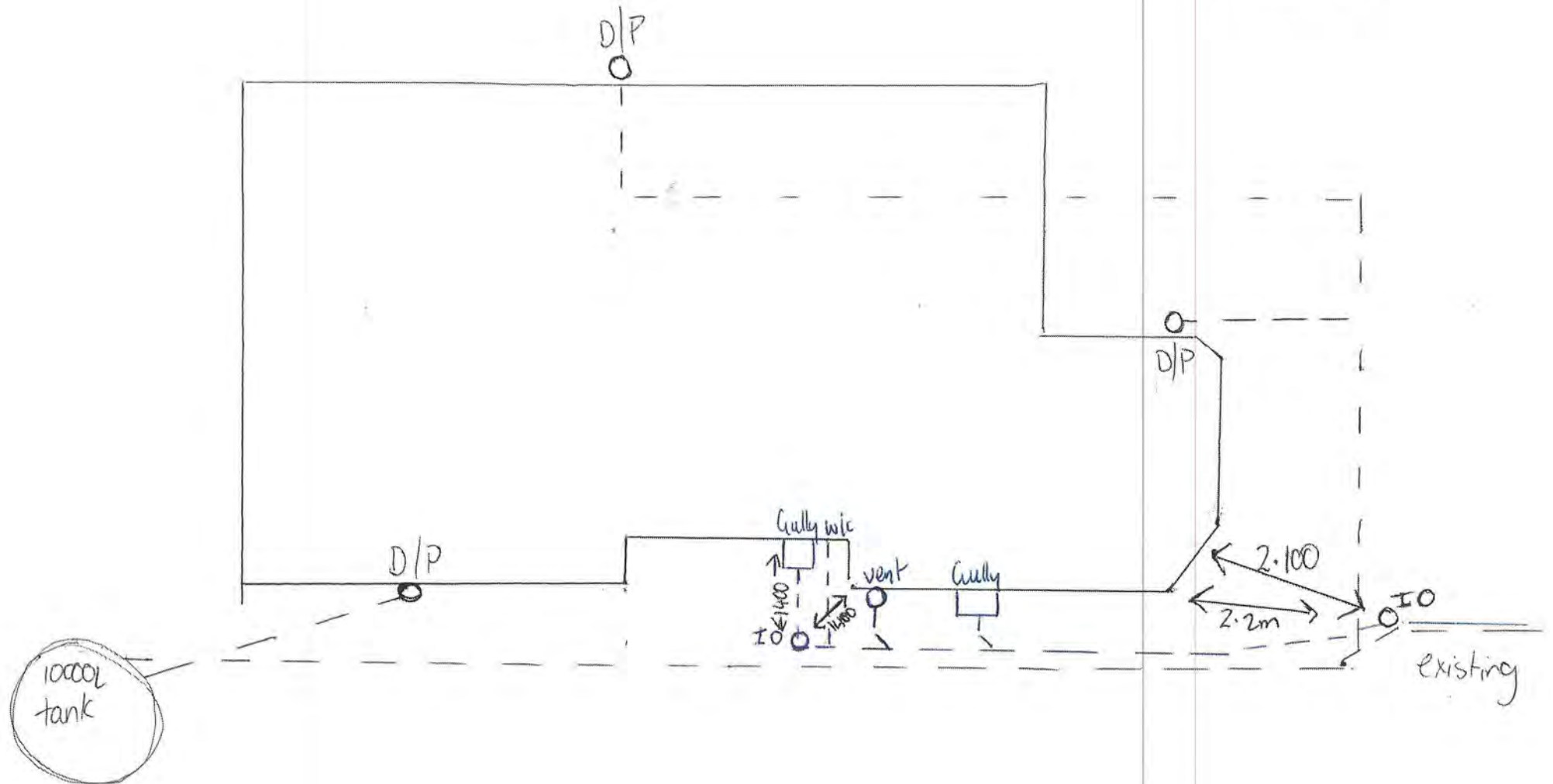
Russell Brook – Team Leader – Site Inspections

On behalf of **Kapiti Coast District Council**

Date: 29 March 2017

Drainage 200B Manley st

Craig Thomson
V22088.



PRODUCER STATEMENT STORMWATER DRAINS



Construction Review

Send or deliver this form to: Kapiti Coast District Council,
175 Rimu Road, Paraparaumu 5032
Private Bag 60601, Paraparaumu 5254
For enquiries, phone 04 296 4700 (Toll Free: 0800 486 486)

TO BE COMPLETED BY THE INSTALLER

Issued by: *Craig Thomson* c/o *Peter Jackson* *H499*

Registration number: *22088*

In respect of: Stormwater Drains installed in accordance with E1 AS1 as shown on the approved plans or as per the attached amended plan

Installed at:
200B Manley street

Building Consent No:

As a certified drainlayer, currently holding an annual practicing license, certify that I, or personnel under my control, have carried out the installation of the above system and I believe on reasonable grounds that the installation complies with the New Zealand Building Code.

Name: *Craig Thomson* Signature: *[Signature]*

Address: *84 Ratwell ave* Date: *18/8/16*

Phone: *0273056995* Fax:

Mobil: Email: *Craig@ccplumbinggas.co.nz*

Note: Fully dimensioned as built drain plan to be supplied. (scale 1:100)

Kāpiti Coast District Council Office Use Only

Producer Statement author authenticated and current registration verified. Verification and Registration checked through public register on www.pgdb.co.nz.

Date: *14/3/17*

Name: *Gareth Mc*

Signature: *[Signature]*

PRODUCER STATEMENT PIPED SERVICES AND PLUMBING STACKS



Construction Review

Send or deliver this form to: Kapiti Coast District Council,
175 Rimu Road, Paraparaumu 5032
Private Bag 60601, Paraparaumu 5254
For enquiries, phone 04 296 4700 (Toll Free: 0800 486 486)

TO BE COMPLETED BY THE INSTALLER

Issued by: Craig Thomson

Registration number: 22088

In respect of Piped Services installed in accordance with G12/AS1 as shown on the approved plans or as per the attached amended plan and Sanitary Plumbing Stacks installed in accordance with G13/AS1 or AS/NZS 3500.2.2

Installed at:

200B Manley st

Building Consent No:

As a certified plumber, currently holding an annual practicing license, certify that I, or personnel under my control, have carried out the installation of the above system and I believe on reasonable grounds that the installation complies with the New Zealand Building Code. Both hot and cold systems have been pressure tested for a period of 15 minutes at a pressure of 1500 kPa.

Name Craig Thomson

Signature Craig Thomson

Address 81 Katwell ave

Date 17/8/16

Phone 049054688

Fax

Mobile 0273056995

Email Craig@gmail.com

Kapiti Coast District Council Office Use Only

Producer Statement author authenticated and current registration verified. Verification and Registration checked through public register on www.pgdb.co.nz.

Date

14/3/17

Name

Gareth Ma

Signature:

[Signature]

**PRODUCER STATEMENT
PRIVATE SEWER DRAINS**



Construction Review

Send or deliver this form to: Kapiti Coast District Council,
175 Rimu Road, Paraparaumu 5032
Private Bag 60601, Paraparaumu 5254
For enquiries, phone 04 296 4700 (Toll Free: 0800 486 486)

| TO BE COMPLETED BY THE INSTALLER | |
|--|---------------------------------------|
| Issued by: | Craig Thomson c/o Peter Jackson 11499 |
| Registration number: | 22088 |
| In respect of: Private Sewer Drains installed in accordance with G13 AS2 or AS/NZS 3500 .2.2 as shown on the approved plans or as per the attached amended plan | |
| Installed at: 200B Manley's | |
| Building Consent No: | |
| As a certified drainlayer, currently holding an annual practicing license, certify that I, or personnel under my control, have carried out the installation of the above system and I believe on reasonable grounds that the installation complies with the New Zealand Building Code. | |
| Name | Craig Thomson |
| Signature | <i>[Signature]</i> |
| Address | 81 Eastwell ave |
| Date | 17/8/16 |
| Phone | 049054688 |
| Fax | |
| Mobile | 027 3056995 |
| Email | Craig@ccplumbinggas.co.nz |

Note: Fully dimensioned as built drain plan to be supplied.(scale 1:100)
Drains may be laid and backfilled without inspection provided that the drain is left under test with a min of 1.0 m head and the inspection at the lateral left exposed.

| Kapiti Coast District Council Office Use Only | |
|--|--------------------|
| Producer Statement author authenticated and current registration verified. Verification and Registration checked through public register on www.pgdb.co.nz | |
| Date | 14/3/17 |
| Name | Gareth Mc |
| Signature: | <i>[Signature]</i> |

SCOPE OF INSPECTION SHEET

Date 22/9/15 BCA 150/14 Inspection No. 1
 Time 10:50 Documents on site YES / NO
 Owner Name Atkinson Project Description Reconnect Aug
 Site Address 200B Maning St Restricted Building Work YES / NO

Building Plumbing Circle appropriate Type & Inspection Other

Site Found Piles PreSlab Subfloor Drainage PreWrap PreClad Weathertight PreLine PostLine Block Brick Ret.Wall Final

Engineer Supervision Yes No n/a - Name

Notes - Draining in place on Piles Diagram (if necessary)
with no subfloor or pile inspection
- Search only 100m PVC waste
soil pipe connected to air fixtures
and install good fall 2+ gully
traps in place inspection ports in place
terminal vent from 6.5m completed
air tested + happy

Photo's Taken - Nos. saved / scanned? Y / N

Site instruction issued As Built Maning Required
NEED STORMWATER INSPECTION

Confirmation of person on site Result: Pass Fail
 Name Drainage LBP No. 22088

Your next inspection will be Subfloor + Pile + Stormwater
 (Guidance notes for inspection on the rear of this sheet)
 Agreed by Thomson Sign Craig Thomson
 Officer Name Corson Sign [Signature]

Information entered into data base Initial Date 1/1/15

SITE / FOUNDATIONS / PILES / PRE SLAB / SUBFLOOR / DRAINAGE

Date 22/9/15 BCA 150114 Inspection No. 1

Time 10:50 Documents on site YES / NO

Owner Name _____ Project Description Resource Dec

Site Address 2003 Manu St Restricted Building Work YES / NO

All inspections are carried out with strict reference to the building consent granted.

P = Pass F = Fail NA = Non-Applicable

Inspection decisions are based on the extent of work inspected at the time of inspection.

Please refer to the related scope sheet for definition of the inspections extent.

SITE

| | | | | | | | | | | | |
|--|---|---|----|---|-----------------------------|---|----|-------------------------------|---|---|----|
| Conforms with approved drawings | Y | N | NA | Checked driveway | Y | N | NA | Engineer supervision required | Y | N | NA |
| Scope of Resource consent granted? | Y | N | NA | Checked position off relevant boundaries and datum height | Y | N | NA | | Y | N | NA |
| Expert Opinion (Producer statement) required | Y | N | NA | Name of Surveyor Company | Name of Engineer Company | | | | | | |

FOUNDATIONS

PILES

SUBFLOOR

| | | | | | | | | | | | |
|-------------------------|---|---|----|----------------------------|---|---|----|---------------------------|---|---|----|
| Footing Depth | P | F | NA | Pile size | P | F | NA | Pile/Bearer/Joist Fixings | P | F | NA |
| Good bearing (NZS 3604) | P | F | NA | Pile layout is to plan | P | F | NA | Notching, Holes, etc | P | F | NA |
| Reinforcing | P | F | NA | Special piles - point load | P | F | NA | Solid Blocking | P | F | NA |
| Siting | P | F | NA | Timber Treatment | P | F | NA | Joists | P | F | NA |
| Sub-floor vents | P | F | NA | Hole depth | P | F | NA | Beams/Bearers | P | F | NA |

PRE SLAB

| | | | | | | | | | | | |
|-------------------------|---|---|----|----------------------|---|---|----|---------------------------------|---|---|----|
| Rebate for brick veneer | P | F | NA | Sand blinding | P | F | NA | Steel reinforcing | P | F | NA |
| Ground clearance | P | F | NA | Slab thickenings | P | F | NA | Bar chairs | P | F | NA |
| Concrete Cover | P | F | NA | Vapour barrier (DPC) | P | F | NA | DPC penetrations taped | P | F | NA |
| Driveway s/w control | P | F | NA | Bottom plate fixings | P | F | NA | Minimum Floor Level | P | F | NA |
| Secondary flow path | P | F | NA | TPR line | P | F | NA | Wastes and drains - size / fall | P | F | NA |
| Pipe material | P | F | NA | Plumbing layout | P | F | NA | Test - Water / Air | P | F | NA |
| Pipe protection | P | F | NA | Pipes supported | P | F | NA | Visual leak check | P | F | NA |

DRAINAGE

| | | | | | | | | | | | |
|------------------|---|---|----|--------------------|---|---|----|----------------------|---|---|----|
| Pipe diameter | P | F | NA | Connections/Angles | P | F | NA | Holding water | P | F | NA |
| Bedding material | P | F | NA | Branch length | P | F | NA | Terminal vent | P | F | NA |
| Gully trap(s) | P | F | NA | Direction/Fall | P | F | NA | LBP/Registration No: | | | |

Officer Name: _____ Sign: [Signature] Date: 22/9/15

SCOPE OF INSPECTION

Inspections are made in conjunction with, and with the cooperation of, the owner/owner's agent to ensure that the building work complies with the provisions of the Building Act and NZ Building Code. The inspection is general in nature and involves an audit of the following aspects:

Engineer – Civil/Structural/Fire/Geotechnical: An engineer has been engaged to carry out inspections on behalf of the owner. Please ensure those inspections are carried out. A Certificate of Expert Opinion is required to be supplied to Council.

Site: A surveyor's report, or visible boundary markers provided, so that the set out of the project can be clearly identified.

Foundation: When all formwork has been completed, footings have been excavated and reinforcement is in place.

Piles: When all holes are excavated prior to installation.

Pre-slab plumbing (concrete slab): When all plumbing and drainage pipes have been installed, prior to backfilling.

Pre-slab building (concrete slab): When DPM has been placed with all laps and penetrations sealed, reinforcing in place and in position with chairs as appropriate.

Sub-floor (timber suspended floor): When all sub-floor connections, joists and required blocking, and any suspended plumbing pipe work have been completed, but before any flooring or base boards have been fitted. Relocated dwellings require a sub-floor inspection prior to the base boards being fitted.

Drainage: When all drainage works is completed and is under test, before backfilling occurs. As laid drainage plan is required at time of inspection.

Pre-wrap: When all roof and wall framing is complete, including any exterior sheet bracing, but before building wrap has been installed.

Pre-clad: When building wrap and window and door flexible flashing tape has been installed, cavity battens (cavity systems), cavity closers and all flashing systems are in place, but before joinery has been installed.

Weathertightness: When exterior cladding has been installed, flashings in place, air seals fitted to openings, but before any coating system have been applied.

Pre-line (plumbing): When all internal plumbing is complete and plumbing pipe work is under test pressure.

Pre-line (building): When the exterior of the building is weather tight, all structural components (including bracing) have been completed and wall insulation is in place.

Wet area membranes, decks, roofs and shower area: Pre application of wet area membrane, when all outlets and flashings have been installed, ready for membrane installation.

Post application of wet area membrane.

Post-line: When all interior linings have been installed, but before skirting, Scotia or plastering stopping. Installation details of screws check of wall bracing element.

Block: When all masonry block work including block foundations for slab floors, is completed, reinforcing in place and washout openings in place.

Brick Veneer: When veneer is at half height and all flashings are in place.

Retaining wall: Pre application of waterproof membrane system.

Post application of waterproof membrane system.

Protection installed for membrane system and installation of perforated drainage system before back filling.

Final: Final inspections are carried out at the completion of the project and may include entire project, plumbing, drainage and storm water. The Code Compliance Certificate is issued if the building work complies with the approved building consent.

Free Standing Fireplace: Final inspection required only.

In Built Fireplace: Inspection required before installation and after installation.

PRIVACY STATEMENT

1. The information contained on the Building Inspection Report Sheet is held by the Kapiti Coast District Council, whose address is Private Bag 60601, Paraparaumu, 5254.
2. The information is available for public inspection as part of the Building Record of the property concerned. It can be viewed at 175 Rimu Road, Paraparaumu, 5032.
3. You have the right under the Privacy Act 1993 to obtain access to, and to request correction of any personal information held by Council concerning you.

Council has a Privacy Officer. If you have any concerns regarding privacy issues please telephone (04) 296 4700

Site Inspection Report - New Building Consent Applications



| | |
|---|----------------------------|
| Date: 16-3-15 | BC Application No: 150 114 |
| Lot 2 | DP 83579 |
| Site Address: 200 B MANLY ST, PARAPARAUMU | |
| Building Project: Re-locate Dwelling | |

Check NCS status is currently "To Site Inspection"

| Item to be checked | Decision | Record any relevant information | Action required |
|--|---|--|--|
| Contours match application? | <input checked="" type="radio"/> Yes / No | FLAT | |
| Datum point identified? | Yes / <input checked="" type="radio"/> No | | |
| Boundaries identified? | <input checked="" type="radio"/> Yes / No | New SET OUT pegs over south side fence | |
| Check ground conditions? | Yes / <input checked="" type="radio"/> No | ENGINEERED | |
| Check f/path, kerb & channel, grass berm, note existence/damage. | <input checked="" type="radio"/> Yes / No | No Damage | |
| Vehicle entrance crossing installed (describe condition) | <input checked="" type="radio"/> Yes / No | | |
| Photos taken? (Save & link to NCS) | Yes / <input checked="" type="radio"/> No | | |
| Dogs or other hazards on property? | Yes / <input checked="" type="radio"/> No | | |
| Is there a requirement for further foundation investigation e.g Engineers design | Yes / <input checked="" type="radio"/> No | | Referred to Approvals T/L Yes / <input checked="" type="radio"/> No |

Record all decisions on compliance and reasons for those decisions. Circle Yes or No in each case.

ONE Test Pile in centre of section has been done.

Note: if there is a requirement for further information or some areas which do not appear to comply refer file to Team Leader Consent Approvals for action.

| | | |
|--------------------------------------|-----------|---------------|
| Inspecting Officer: Name WATSON C | Signature | Date: 16-3-15 |
|--------------------------------------|-----------|---------------|

Unless further foundation information required, change NCS status to "To Plumbing & Drainage" and place file in P&D shelf area for Approvals. If further information is required, then Status change to "To Senior Building Inspector" and hand to Team Leader Consent Approvals for action.

APPLICATION WORKFLOW COVERSHEET (Blue Folder)

| Department | For Referral | Comments | Approving Officer / Date |
|--|--------------|--|--------------------------|
| Site Inspection | ✓ | Refer to Form 241 for completion of Site Inspection & sign off this form when completed. | Craig W 16-3-15 |
| Resource Consents (refer PIM Sheet) | ✓ | | |
| Plumbing and Drainage | ✓ | | [Signature] 18/3/2015 |
| Building | ✓ | | [Signature] 30/3/15 |
| Fire Design | | | |
| Compliance Schedule | | | |
| Environmental Health | | | |
| Other..... | | | |
| Attachments: | | NOTES: | |
| <input type="checkbox"/> PIM <input type="checkbox"/> DIF <input type="checkbox"/> CS <input type="checkbox"/> Sec 37 Other: <input type="checkbox"/> <input type="checkbox"/> <input type="checkbox"/> | | | |

| | |
|-------------------------|-------------------------------------|
| Building Consent No. | 150114 |
| Building Project | Re-locate dwelling to site. |
| Location (Site Address) | 2005 Manly St, Paoporaumu. |
| Building Category | Circle appropriate category 0 ① 2 3 |

Received: 12 MAR 2015

RBW

Note: A signature confirms that the application contains sufficient information to enable compliance with the building code to be assessed.

| | Name and signature | Date |
|---|-------------------------|----------------------|
| # Note: Checked, date stamped and initialled by TO/BCO. Select and circle appropriate category above & identify allocation to appropriate technical groups and if required to go to "site inspection" BC1 | [Signature] | 12/03/15 |
| Payment taken and receipted (details entered inside this cover sheet) by CSO BC1 | [Signature] | 12/02/15 |
| Data entered and invoiced by CSO BC1 | Yinjun | 12/03/15 |
| Pages numbered by CSO BC1 | Stowe | 12/03/15 |
| BC Application and documentation scanned, checked & status update by CSO BC1 | Yinjun | 12/03/15 |
| BC Application signed over to BC BC1 | | |
| Application reviewed by Technical Officers who sign off at back of this form BC2 & BC5 | Simon Copp J Lincoln | 18/3/2015 30/3/15 |
| Once Technical review complete, passed to CS for Plan Production and Invoicing BC3 | J LINCOLN | 30/3/15 |
| CSO checks data entry input, including required inspections BC3 | | |
| BC, plans and other appropriate paperwork produced by CSO BC3 | Yinjun | 30/03/15 |
| BC, Approved plans and appropriate paperwork sent to applicant or agent with receipt by CSO BC3 | | |
| Inspection envelope prepared by CSO with endorsed plans and other appropriate paperwork and filed to cabinet. BC3 | | |

CONSENT DATA INPUT REQUIREMENTS

| ✓ Required Inspections | ✓ Required Inspections | ✓ Required Inspections | ✓ Required Inspections |
|------------------------|------------------------|------------------------|------------------------|
| ✓ Foundation/Piles | ✓ Drainage | Pre-lining (Plumbing) | ✓ Final (Dwelling) |
| Block | Pre-Wrap | Wet Areas – Membrane | Retaining Wall |
| Pre-Slab (Plumbing) | Pre-Clad | Post Lining | Final (Commercial) |
| Pre-Slab (Building) | Weather-tightness | Brick Veneer | Chimney (Inbuilt Fire) |
| Sub-Floor | Pre-lining (Building) | Retaining Wall | |

| Office use | ✓ | Office use | ✓ |
|------------|---|---|-----|
| 32 | ✓ | Lapse and cancellation after 12mths of consent | 23A |
| 2 | ✓ | Engineer design specific components | 25 |
| 3 | | Foundations to solid bearing of 200mm | 30 |
| 4 | | NZS3604 as acceptable solution in terms of NZ Building Code | 31 |
| 6 | | Not approved as Habitable Room | 33 |
| 9 | | Note and comply with all endorsements on approved plans | 34 |
| 10 | ✓ | Names and Registration of plumber and drain-layer required | 38 |
| 11 | | Concealed soil and TV pipes and gas flues only allowed in ducts or minimum framed | 39 |
| 12 | | Hot & Cold water pipes tested to 1500kPa | 40 |
| 13 | | Roof stormwater to be connected to existing | 43 |
| 15 | ✓ | Owner/builder to ensure prop foundation height will allow satisfactory connection | 44 |
| 21 | | Minimum FFL to comply with NZS3604 | |
| 23 | | Installation of solid fuel appliance (wood burner) comply and secured | |

| Act Ref | ✓ | Standard Consent Conditions | Comment |
|---------|---|--|---------|
| 37 | | Resource Consent has not yet been obtained | |
| 72 - 73 | | Land subject to natural hazard | |
| 75-80 | | Construction on two or more allotments | |

| Non-Standard Addenda |
|----------------------|
| |
| |

Yes/No **NO** Compliance Schedule

Yes/No **W29** Office - please see additional consent data comments on next page

| ✓ | | Attach Receipt |
|---------------------------------|---|--|
| ✓ | This project contains elements specifically designed by an engineer. The Owner/Builder is required to ensure the Engineer inspects the work and provides KCDC with written evidence of the inspections. | <p>OGST 51-860-608</p> <p>Received with thanks by 47/01 KAPITI COAST DISTRICT COUNCIL</p> <p>12-03-15 16:20 Receipt no.496181</p> <p>DR BC150114 MIKE ROBERTSON 2,358.90- Mike Robertson::31 Michael Road:Parapar CQ N DT & JL Atkinson 2,358.90</p> |
| | The attached fire report constitutes an essential part of this Building Consent and must be read and fully implemented on site - refer to the fire report for full details that are not necessarily indicated on the architectural drawings. It is the responsibility of the owner and contractor to ensure the full fire precautions, systems and construction are incorporated in the building. | |
| | Ground bearing must be reconfirmed on site following excavation but prior to placing of concrete and reinforcing. Soft ground may be encountered requiring engineer specific design. | |
| | Other: | |
| Office Use Only: Fees | | |
| Building Fee | \$ 1,556 | |
| Sewer Connection | \$ | |
| Water Connection | \$ | Application Fee \$2,358.90 |
| Vehicle Crossing Damage Deposit | \$ 532 | Invoice No: 88728 Date: 12/3/15 |
| Code Compliance Administration | \$ | Receipt No: Date: |
| Building Research levy | \$ 90 | Fees Paid By: |
| MBIE Building Levy | \$ 180.90 | Building Consent Number: 150114 |
| Compliance Schedule | \$ | Date Issued: 12/03/15 |
| Digital Storage Fee | \$ | AUTHORISATION FOR REFUND OF DEPOSITS |
| Certificate of Title Charge | \$ | Deposit Held \$ |
| Photocopying | \$ | Cost to Repair Damage Caused During Construction \$ |
| SUBTOTAL | \$ | Total Balance to be Refunded \$ |
| Less Fee Paid | \$ | Authority Number: |
| Total | \$ | Authorised: Date: |
| GST INCLUDED | \$ 2,358.90 | Deposit Held \$ |

Mike Robertson
31 Michael Road
Paraparaumu

30 March 2015

Dear Building Consent Applicant / Building Owner

Approval of Building Consent: 150114

Location: 200B Manly Street, Paraparaumu Beach
Legal Description: LOT 2 DP 83579 CT 50D/238
Description: Re-locate dwelling to site

I am pleased to inform you that the above building consent application has been approved. The building consent documents have been issued and are enclosed.

However, building work related to this consent may not yet commence because you need to obtain resource consent/s under the Resource Management Act 1991 or the proposal must be amended to comply with the requirements of the District Plan. See attachments for further details.

Before starting any work please read ALL the building consent documents carefully and in full so that you as the owner understand the conditions under which the consent has been issued.

As the owner you are also responsible for the following:

- ensuring that building work starts within 12 months of the approval of the building consent and that work progresses at a reasonable pace.
- ensuring that all required inspections are completed and that a Code Compliance Certificate is obtained once the work has been completed – please be aware that before a Code Compliance Certificate is issued, the building work must comply with the Building Act 2004 and the Building Code as at the date of Consent.
- that no work with noisy equipment is to be carried out before 7.30 a.m. or after 6 p.m. Monday to Saturday. During the week there may be workers on site from 6.30 a.m. quietly preparing for work. Work with noisy equipment is not permitted on Sundays and public holidays.
- ensuring that no damage occurs to public property, for example footpaths or retaining structures. Should damage occur you will be required to pay for any repairs.
- ensuring that if you wish to make any changes to the approved building consent, then an amendment to the building consent will need to be lodged with us.

If you have any questions regarding your building consent or your responsibilities, please contact Kapiti Coast District Council on (04) 296 4700.

Building Consent
150114
Section 51, Building Act 2004

The building

Street address of building: 200B Manly Street, Paraparaumu Beach
Legal description of land where building is located: LOT 2 DP 83579 CT 50D/238
Valuation number: 1527107801
Building name:
Location of building within site/block number:
Level/unit number:

The owner

Name of owner: Judith Atkinson
Contact person:
Mailing address: 6 Park Road, Paraparaumu
Street address/registered office:
Email address:
Website:
Phone numbers:
Landline: 04 902 3222 *Mobile:*
After hours: *Fax number:*
First point of contact for communications with the council/building consent authority:
Full Name: Mike Robertson
Mailing Address: 31 Michael Road, Paraparaumu
Phones:: 027 282 4589
Email: mike.r@adarchitecture.co.nz

Building work

The following building work is authorised by this building consent:

Re-locate dwelling to site

Residential dwelling

This building consent is issued under section 51 of the Building Act 2004. This building consent does not relieve the owner of the building (or proposed building) of any duty or responsibility under any other Act relating to or affecting the building (or proposed building). This building consent also does not permit the construction, alteration, demolition, or removal of the building (or proposed building) if that construction, alteration, demolition, or removal would be in breach of any other Act.

Build conditions

This building consent is issued subject to the following conditions:

1. Approval of this building consent is subject to compliance with a certificate issued pursuant to Section 37 of the Building Act 2004.

Compliance schedule

A compliance schedule is not required for the building.

Attachments

Copies of the following documents are attached to this building consent:

- Building Consent Addendum
- List of required inspections
- Plans and specifications
- Certificate attached to PIM.



Signature



Position

On behalf of: KAPITI COAST DISTRICT COUNCIL

Date: 30/03/15

Addenda to Application

Application

| | | |
|--|-----|--------|
| Mike Robertson 31 Michael Road Paraparaumu | No. | 150114 |
|--|-----|--------|

Project

| | |
|-------------------|---|
| Description | Other outbuildings eg shed, workshop, sleepout Being Stage 1 of an intended 1 Stages Re-locate dwelling to site |
| Intended Life | Indefinite, but not less than 50 years |
| Intended Use | Residential dwelling |
| Estimated Value | \$90,000 |
| Location | 200B Manly Street, Paraparaumu Beach |
| Legal Description | LOT 2 DP 83579 CT 50D/238 |
| Valuation No. | 1527107801 |

Designer: Mike Robertson Michael Rd, Paraparaumu : 027 282 4589
Contractor: Peter Bolton - Base Consulting Engineers 279 Oxford St, Levin
: 0274 444 080

General Requirements

- a) The Building Inspector is to be given 24 hours' notice before carrying out the following inspections:
1. Foundations
 2. Drainage
 3. Final Inspection
- b) To arrange for any of the above required inspections by Building Control Team, please contact the Call Centre on (04) 296 4700 between the hours of 8am and 5pm.

1. LAPSE AND CANCELLATION OF BUILDING CONSENT. A building consent shall lapse and be of no effect if the building work concerned has not been commenced within 12 calendar months after the date of issue. Or within such further period as the territorial authority allows.
2. The inspection of all specific design components of the building is the responsibility of the Design Engineer who is also required to supply a written report to Council.
3. Names and registration numbers of plumber and drainlayer are required before work commences.
4. Owner/builder is to ensure that the proposed foundation height will allow a satisfactory drainage connection to the sewer main.
5. Contractor to leave site clear of all demolition materials and in a tidy state.
6. As this site is located in the Severe Coastal Corrosion Zone, all exposed fixings and cladding fixings need to be stainless steel.
7. This project contains elements specifically designed by an engineer. The Owner/Builder is required to ensure the Engineer inspects the work and provides KCDC with written evidence of the inspections.
8. All work to be in accordance with RM150058.

I have read the foregoing addenda to application, and the Owner/Builder/Authorised Person hereby agrees to comply with them.

**OWNER/BUILDER/
AUTHORISED PERSON**

Date:

Mike Robertson
31 Michael Road
Paraparaumu

COPY

6 March 2017

Dear Building Consent Applicant / Building Owner

Progress of work on Building Consent 150114

Site Address: 200B Manly Street, Paraparaumu Beach
Legal Description: LOT 2 DP 83579 CT 50D/238
Project Description: Re-locate dwelling to site

The Council, under Section 93 of the Building Act 2004, must decide whether to issue a Code Compliance Certificate (CCC) within 20 working days of the 2-year anniversary of the date the building consent was granted. Your building consent was granted 23 months ago.

Under section 92 of the Building Act 2004, the building owner must apply for a CCC after all building work to be carried out under a building consent has been completed. The work covered by the building consent must be completed for the Council to be able to issue the CCC. I have enclosed a copy of a CCC Application Form.

If your building work is complete, please ring and book a final inspection. The completed CCC Application Form will be collected by the building inspector when he/she visits.

If your building work is nearly complete and will be completed within the 2-year time frame, please ring and book a final inspection once the work is completed, and mail your CCC Application Form to the Council.

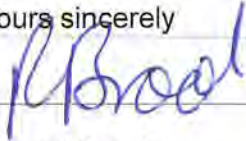
If you believe that the building work will **not be completed** before the scheduled inspection, you can still apply to the Council for an extension of time to complete the work. Please note Council charges a fee for a time extension. The fee for the 2016/17 year is \$94.00. If your application for extension, along with payment, is not received by **30th March 2017** then Council will refuse to issue a CCC.

If the building consent is substantially incomplete at the time of inspection, or the work does not comply, the Council will also refuse to issue a CCC.

However this does not preclude you from reapplying for a CCC at a later date as the Act does not set a time limit for applicants to complete their building project.

If you have any questions please contact me on (04) 296 4700 or 0800 486 486 or via email: russell.brook@kapiticoast.govt.nz referencing Building Consent: 150114.

Yours sincerely



Russell Brook
Team Leader – Site Inspections

Cc: Judith Atkinson, 6 Park Road, Paraparaumu, 5032
Encl: CCC application form

Certificate attached to Project Information Memorandum 150114

Section 37, Building Act 2004

COPY

Restrictions on Commencing Building Work Under the Resource Management Act 1991

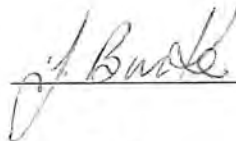
The building work referred to in the attached Project Information Memorandum is also required to have the following resource consents under the Resource Management Act 1991:

Resource Consent is required to relocate an existing dwelling more than 15 years old.

As these resource consents will or may materially affect the building work to which the attached Project Information Memorandum relates, until they have been granted no building work may proceed.

Failure to comply with the requirements of this notice may result in legal action being taken against you under the Resource Management Act 1991.

Signature:



Position:

Jill Burke

On behalf of:

Kāpiti Coast District Council

Date

26 March 2015

Independent Electrical Inspectors Ltd.

3 Celtic Way, Paraparaumu.
 □ Andrew Stellingwerf -12866 ph:027 280 4588

COMBINED COC / ROI / ESC

Customer Name: ATKINSON Reference: N 274022

Location of Installation: 200B MAIN ST
PARAPARAUMU

Certificate of compliance: for revenue metering installed on this site in accordance with E.I.P.C code

Vircom EMS testhouse Indeserve testhouse Other _____

Record of Inspection: Description of work inspected: TTP NEW MAIN AND
MAIN EARTH ON EXISTING MAINS

Certificate of compliance supplied

Reference: 200B Issued by: RITCHIE THORNE Reg Number: E241526 Dated: 22/3/16

Reference: _____ Issued by: _____ Reg Number: _____ Dated: _____

HAZARD IDENTIFICATIONS AND CONTROLS.

ELECTRA CONTROL ROOM PH: 06 367 9755 IN EMERGENCY PHONE: 111 NETWORK ACCESS PH: 0800 800 109
 MINIMUM P.P.E. REQUIRED: HARD HAT, ARCPROOF OVERALLS, WORK BOOTS, GLOVES, SAFETY GLASSES.

FIRE EXTINGUISHER, FIRST AID KIT, AND WATER BOTTLE LOCATED REAR OF VEHICLE.

| | | | |
|-----------|--------------|-------------------------------|--|
| Client: | RITCHIE | Electra acknowledgement # | 206762 / 206786 |
| Job Type: | SAFETY DISCO | Time on: | 9.45 / 11.30 |
| Asset #: | 245951 | Time off: | 10.30 / 10.05 / 11.45 |
| | | Pole <input type="checkbox"/> | Pillar <input checked="" type="checkbox"/> |
| | | | Other <input type="checkbox"/> |

| HAZARD | POTENTIAL HARM | ACTIONS PROPOSED | COMMENTS | WORK CARRIED OUT |
|----------------------|----------------------|------------------|------------------------|---|
| Electricity | Shock, burns | MINIMISE | CHECK GLOVES TYPE | Inspect & Liven <input checked="" type="checkbox"/> |
| Heights | Gravity | | | 1 PH tie in |
| Falls, trips & slips | Injury | | | 3 PH tie in |
| Outdoor/Weather | Cold/Heat/Rain | | | Disco/Reco <input checked="" type="checkbox"/> |
| Traffic | Hit by | | | Fuse |
| Public Access | Danger to public | | | |
| <u>CARDON</u> | <u>BRANCH / TRIP</u> | <u>MINIMISE</u> | <u>TAKE EXTRA CARE</u> | |

CONSIDER ALSO: SITE SECURITY, OTHER SERVICES, ENVIROMENTAL ISSUES, HEAVY LIFTING, ELEVATED WORKING, ETC


TESTING AND COMMISSIONING

TESTING & INSPECTIONS CARRIED OUT IN ACCORDANCE WITH THE ELECTRICITY SAFETY REGULATIONS AS/NZS 3000 / AS/NZS 3019

| | | | | |
|--|--|------------------------|---------------|-----------------------|
| Voltage: | R: <u>238</u> v | W: v | B: v | Comments: |
| Earth Loop impedance: | R: <u>31</u> Ω | R: Ω | B: Ω | |
| PSSC: | R: <u>.77</u> ka | W: ka | B: ka | |
| Insulation Resistance: | <u>7500</u> MΩ | Earth Lead Resistance: | <u>0.02</u> Ω | Bonding: <u>N/A</u> Ω |
| Polarity <input checked="" type="checkbox"/> | Visual Check <input checked="" type="checkbox"/> | R.C.D Test | | |

NOTES

This work complies with the NZ building code, is connected to a power supply and has not adversely affected any other part of this installation. I certify that the installation or part thereof, to which this certificate applies, complies with the current electrical regulations and is safe to use.

SIGNATURE: 
 Reviewed 08/12/2015

Signature: _____
 DATE: 22-3-16





Combined Certificate of Compliance and Electrical Safety Certificate

Unique ID: 200B

Note: If you are using this form to provide only an Electrical Safety Certificate, then only complete sections 1, 3 and 5

1. Customer Information

Customer Name: Judith Atkinson

Customer Phone / Email:

Location of Installation: 200 B Manly Street Paraparaumu

2. Certifier Information

Certifier Name: Richie Thorne Registration / Practising Licence Number: E241526

Organisation: Thorne Electrical Telephone Number: 02 78136106

Email: thorne.electrical@clear.net.nz

Name and Registration Number of person(s) involved in work and supervised by certifier: N/A

3. Details of work to which certificate applies

The work is: an entire installation a specific part of an installation

The work is: High Risk General Low Risk (Certificate of Compliance not required)

Indicate the number of each item installed or altered:

Number of lighting outlets: 33
Number of socket outlets: 24
Number of ranges: 1
Number of water heaters: 1

General Description of Work

See Invoice's
Pre-wired & fitted off
House as to quote +
some extra's

Tick (✓) if work includes:

- Mains
- MEN switchboard closest to point of supply
- Main Earthing System
- Electric Lines

Period within / Date on which the work was done: 22/3/2016

The work is safe to be connected to: 230/400V MEN System Other (specify) _____

4. Certificate of Compliance

I am satisfied that the work to which this Certificate of Compliance applies has been done lawfully and safely and the information in this certificate is correct. The work:

- complies with Part 1 of AS/NZ 3000 complies with Part 2 of AS/NZ 3000
- complies with the following standard(s): _____
- has been installed in accordance with a certified design (attach or reference*)
- has an earthing system that is correctly rated
- contains fittings which are safe to connect to a power supply
- relies on supplier's Declaration of Conformity (attach or reference*)
- relies on manufacturer's instructions (attach or reference*)
- has been satisfactorily tested in accordance with Electricity (Safety) Regulations 2010
- is safe to connect

Earth loop 0.31Ω PFC

| Test Results: | | |
|-------------------------------|-------------------------------------|-----------|
| | Electrical Worker | Inspector |
| Polarity (independent earth): | <input checked="" type="checkbox"/> | |
| Insulation resistance: | <u>0.2</u> | |
| Earth continuity: | <input checked="" type="checkbox"/> | |
| Bonding: | <u>N/A</u> | |
| Other (specify): | <u>238U</u> | |

Electronic reference: Si Doc at www.stewarts.co.nz under links

Certifier's Signature: RJ Thorne

Date: 22/3/16
Validated

* If it is impractical to attach a copy of any relevant certified design, manufacturer's instruction or supplier declaration of conformity, provide a reference to where the documents can be found, in a readily accessible format, through electronic means.

5. Electrical Safety Certificate

Date on which the connection was done: 22/3/16

I am satisfied that the work to which this Electrical Safety Certificate applies is connected to a power supply and is safe to use

Name: Richie Thorne Registration / Practising License Number: E241526

Signature of Connector: RJ Thorne Date: 22/3/2016



INSTITUTION OF PROFESSIONAL ENGINEERS OF NEW ZEALAND



INSTITUTION OF ARCHITECTS OF NEW ZEALAND



Building Code Clause(s).....

PRODUCER STATEMENT – PS4 – CONSTRUCTION REVIEW

(Guidance notes on the use of this form are printed on page 2)

ISSUED BY:BASE CONSULTING ENGINEERS LTD.....
(Construction Review Firm)

TO:ALPHA SPECIALISED MOVERS.....
(Owner/Developer)

TO BE SUPPLIED TO:KAPITI COAST DISTRICT COUNCIL.....
(Building Consent Authority)

IN RESPECT OF: ATKINSON DWELLING- Connections & Bracket for relocated dwelling
(Description of Building Work)

AT: ...200 B MANLY STREET, PARAPARAUMU.....
(Address)

..... LOT..... DP ... SO

BASE CONSULTING ENGINEERS LTD..has been engaged by MR. C. ELLIS .
(Construction Review Firm)

To provide CM1 CM2 CM3 CM4 CM5 (Engineering Categories) or observation as per agreement with owner/developer
or other services
(Extent of Engagement)

in respect of clause(s) B1 VM1..... of the Building Code for the building work described in

documents relating to Building Consent No. and those relating to

Building Consent Amendment(s) Nos. issued during the

course of the works. We have sighted these Building Consents and the conditions of attached to them.

Authorised instructions / variations(s) No. SITE REPORT : BCE JOB NO: 15001 (copies attached)

or by the attached Schedule have been issued during the course of the works.

On the basis of this these review(s) and information supplied by the contractor during the course of the works and on behalf of the firm undertaking this Construction Review, I believe on reasonable grounds that All Part only of the building works have been completed in accordance with the relevant requirements of the Building Consent and Building Consent Amendments identified above, with respect to Clause(s) B1..... of the Building Code.

I also believe on reasonable grounds that the persons who have undertaken this construction review have the necessary competency to do so.

I,PETER BOLTON..... am: CPEng No.56179.....
(Name of Construction Review Professional)

Reg Arch No.

I am a Member of: IPENZ NZIA and hold the following qualifications: BE CIVIL.....

The Construction Review Firm issuing this statement holds a current policy of Professional Indemnity Insurance no less than \$200,000*.

The Construction Review Firm is a member of ACENZ :

SIGNED BY ...PETER BOLTON..... ON BEHALF OF ...BASE CONSULTING ENGINEERS LTD ...

Date: ... 25/05/15..... Signature: 

Note: This statement shall only be relied upon by the Building Consent Authority named above. Liability under this statement accrues to the Design Firm only. The total maximum amount of damages payable arising from this statement and all other statements provided to the Building Consent Authority in relation to this building work, whether in contract, tort or otherwise (including negligence), is limited to the sum of \$200,000*.

This form is to accompany Forms 6 or 8 of the Building (Form) Regulations 2004 for the issue of a Code Compliance Certificate.

GUIDANCE ON USE OF PRODUCER STATEMENTS

Producer statements were first introduced with the Building Act 1991. The producer statements were developed by a combined task committee consisting of members of the New Zealand Institute of Architects, Institution of Professional Engineers New Zealand, Association of Consulting Engineers New Zealand in consultation with the Building Officials Institute of New Zealand. The original suit of producer statements has been revised at the date of this form as a result of enactment of the Building Act (2004) by these organisations to ensure standard use within the industry.

The producer statement system is intended to provide Building Consent Authorities (BCAs) with reasonable grounds for the issue of a Building Consent or a Code Compliance Certificate, without having to duplicate design or construction checking undertaken by others.

PS1 Design Intended for use by a suitably qualified independent design professional in circumstances where the BCA accepts a producer statement for establishing reasonable grounds to issue a Building Consent;

PS2 Design Review Intended for use by a suitably qualified independent design professional where the BCA accepts an independent design professional's review as the basis for establishing reasonable grounds to issue a Building Consent;

PS3 Construction Forms commonly used as a certificate of completion of building work are Schedule 6 of NZS 3910:2013 or Schedules E1/E2 of NZIA's SCC 2011²

PS4 Construction Review Intended for use by a suitably qualified independent design professional who undertakes construction monitoring of the building works where the BCA requests a producer statement prior to issuing a Code Compliance Certificate.

This must be accompanied by a statement of completion of building work (Schedule 6).

The following guidelines are provided by ACENZ, IPENZ and NZIA to interpret the Producer Statement.

Competence of Design Professional

This statement is made by a Design Firm that has undertaken a contract of services for the services named, and is signed by a person authorised by that firm to verify the processes within the firm and competence of its designers.

A competent design professional will have a professional qualification and proven current competence through registration on a national competence based register, either as a Chartered Professional Engineer (CPEng) or a Registered Architect.

Membership of a professional body, such as the Institution of Professional Engineers New Zealand (IPENZ) or the New Zealand Institute of Architects (NZIA), provides additional assurance of the designer's standing within the profession. If the design firm is a member of the Association of Consulting Engineers New Zealand (ACENZ), this provides additional assurance about the standing of the firm.

Persons or firms meeting these criteria satisfy the term "suitably qualified independent design professional".

*Professional Indemnity Insurance

As part of membership requirements, ACENZ requires all member firms to hold Professional Indemnity Insurance to a minimum level.

The PI Insurance minimum stated on the front of this form reflects standard, small projects. If the parties deem this inappropriate for large projects the minimum may be up to \$500,000.

Professional Services during Construction Phase

There are several levels of service which a Design Firm may provide during the construction phase of a project (CM1-CM5 for Engineers³). The Building Consent Authority is encouraged to require that the service to be provided by the Design Firm is appropriate for the project concerned.

Requirement to provide Producer Statement PS4

Building Consent Authorities should ensure that the applicant is aware of any requirement for producer statements for the construction phase of building work at the time the building consent is issued as no design professional should be expected to provide a producer statement unless such a requirement forms part of the Design firm's engagement.


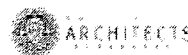
Attached Particulars

Attached particulars referred to in this producer statement refer to supplementary information appended to the producer statement.

Refer Also:

- 1 Conditions of Contract for Building & Civil Engineering Construction NZS 3910: 2013
- 2 NZIA Standard Conditions of Contract SCC 2011
- 3 Guideline on the Briefing & Engagement for Consulting Engineering Services (ACENZ/IPENZ 2004)
- 4 PN Guidelines on Producer Statements

www.acenz.org.nz
www.ipenz.org.nz
www.nzia.co.nz



CODE COMPLIANCE CERTIFICATE REVIEW CHECKSHEET

Criteria: All building work except for minor works or major projects.
Refer QAS: B14, B15, B16



| | |
|---|---------------|
| Address of Project: 2008 mainly st, Paraparaumu | |
| Date: | BC No: 150117 |

| | N/A | Yes | No |
|---|-----|-----|----|
| Application for Code Compliance Certificate (Form 278) completed? | | | |
| Confirm all required inspections and been completed and passed | | | |
| If inspections have been missed, what supporting info and method of verification has been provided to compensate for missed inspections? <div style="text-align: center; font-size: 2em; transform: rotate(-45deg); opacity: 0.5;"> Inspected by Geof & SOS </div> | | | |
| | | | |
| Work in accordance with approved consent and approved amendments | | | |
| If no, has NTF been issued? | | | |
| Have items of non-compliance been resolved and NTF uplifted? | | | |

Note: If work is not in accordance with consent, (and approved amendments) or NTF matters have not been resolved, suspend application for Code compliance Certificate.

| Supporting documentation required in building consent addenda. Form completed during BC Approval process | | | |
|--|-------|----------|--------|
| <i>Tick indicates yes, N/A indicates considered – but not applicable</i> | Req'd | Supplied | Accept |
| Copy of electrical certificate | ✓ | | |
| Copy of gas certificate | | | |
| An "as-built" drainage plan | ✓ | | |
| Plumbing (Form 125) for pressure test and installation piped services | ✓ | | |
| Drainage (Form 126) for stormwater installation | ✓ | | |
| Drainage (Form 127) for private sewer installation | ✓ | | |
| A Construction Review (PS4) statement for Structural engineering | ✓ | | |
| A Construction Review (PS4) statement for Fire engineering | | | |
| A Construction Review (PS4) statement for Geo-technical engineering | | | |
| Roof cladding warranty | | | |
| Solar water heating technical specifications | | | |
| Wall cladding/texture coating installation applicator warranty | | | |
| A copy of the lift certificate | | | |
| A certificate from the fire alarm installer | | | |
| A certificate from the sprinkler certifier | | | |
| A copy of wet-area membrane installers warranty | | | |
| A copy of deck membrane manufacturer's installers warranty/guarantee | | | |
| FPIS (verifier) Fire Systems Certification | | | |
| Specified Systems – Make - Model - Location | | | |
| A copy of windows | | | |
| A copy of water tank warranty <i>sent that 10k tank has been installed</i> | ✓ | | |
| A copy of septic tank warranty | | | |
| Record of work | | | |

If specified supporting documentation has not been provided, what alternative information or verification method has been provided to compensate. (describe):

| Compliance Schedule | Yes | No |
|---|-----|-------------------------------------|
| Is a new or amended compliance schedule required? | | <input checked="" type="checkbox"/> |
| If "Y" Has it been issued? (Refer note below) | | |
| If the new/ revised compliance schedule has not been issued, what action has been taken to ensure it will be issued? Outline: | | |

Note: If the draft/ revised compliance schedule has not been issued, the Code Compliance Certificate cannot be issued. Suspend issuing CCC until this matter is addressed.

| Building Consent Requirements | Yes | No |
|--|-----|----|
| Are there any item specified in the building consent or PIM that have not been completed. Outline: | | |
| | | |
| Are there any development impact fees to be paid outstanding? (if Yes, CCC cannot be issued) | Yes | No |
| Are there any other outstanding fees? (if Yes, CCC cannot be issued) | Yes | No |

| Decision |
|---|
| Issue Code Compliance Certificate? <input type="checkbox"/> or Refuse Code Compliance Certificate? <input type="checkbox"/> |
| Give reasons for decision: |
| |

| | |
|--------------------------|---------------------|
| <i>Building officer:</i> | <i>Co-reviewer:</i> |
| Signature: | Signature: |
| Date: | Date: |
| Name: | Name: |

| Copies | Yes | No |
|--|-----|----|
| File: Compliance Schedule, Compliance Schedule Statement, and CCC placed on file. | | |
| Applicant: Copies of Compliance Schedule, Compliance Schedule Statement sent out with the CCC | | |
| Inspection Pack: Add copies of Compliance Schedule, Compliance Schedule Statement and CCC | | |

Concrete / Foundation Plan (NZS 3604, NZS 4210 & 4229 E2/AS1)

N/A No Yes

Comments

Layout

- Layout dimensions (NZS 3604)
- Control joints (NZS 3604)
- Slab thickening (NZS 3604, cl 7.5)
- Alternative (specify reason)

N/A

Section

- Depth & width (NZS 3604)
- Reinforcement (NZS 3604;B2)
- Plate fixings (NZS 3604;B2 cl 7.5)
- DPM (NZS 3604;B2)
- Engineer design and Calcs (B1;B2)
- Concrete strength (B1;B2 cl 4.8.2)
- Foundation wall tanking (B2, E2)
- Alternative (specify reason)

N/A

Additional Comments

Timber/Subfloor (NZS3604 NZS 3602 & 3640, B1, B2)

N/A No Yes

Comments

Layout

- Layout dimensions RFI
- Bearers details (B1,B2) ~~ENGINEER~~ BEARER - ENGINEER
- Joist details (B1;B2) 125x45
- Alternative (specify reason)

Section

- Foundation type/size (NZS 3604;B2) Driven 150 Ø SFD
- Piles post sizes & treatment (NZS 3604;3602;3640;B2) HS
- Pile c/c (NZS 3604)
- Fixing (NZS 3604;B2) - RFI - Zone D
- Coatings(durability) (NZS3604 ;B2)
- Ventilation & Access to sub floor spaces (NZS 3604)
- Alternative (specify reason) ENGINEER

* If the addition is an upper storey show details on upgrading existing foundations, joints, piles, etc (may require Engineer design)

Additional Comments

| Floor plans / layout (B1, B2, C1-4, D1, E3, F7, G1, G2, G12, G3, G9, G11, G13) | |
|--|---|
| N/A No Yes | |
| <input type="checkbox"/> <input type="checkbox"/> <input type="checkbox"/> | Comments |
| <input type="checkbox"/> <input type="checkbox"/> <input checked="" type="checkbox"/> | Room dimensions |
| <input checked="" type="checkbox"/> <input type="checkbox"/> <input type="checkbox"/> | Sectional lines |
| <input checked="" type="checkbox"/> <input type="checkbox"/> <input type="checkbox"/> | Location of partitions |
| <input checked="" type="checkbox"/> <input type="checkbox"/> <input type="checkbox"/> | All designated spaces |
| <input checked="" type="checkbox"/> <input type="checkbox"/> <input type="checkbox"/> | Lintels (NZS 3604:B2) |
| <input checked="" type="checkbox"/> <input type="checkbox"/> <input type="checkbox"/> | Beams (NZS 3604, B2 by engineer) |
| <input type="checkbox"/> <input type="checkbox"/> <input checked="" type="checkbox"/> | Point loads by engineer or preailer (B1 B2) |
| <input type="checkbox"/> <input type="checkbox"/> <input checked="" type="checkbox"/> | Smoke detectors (F7) |
| <input checked="" type="checkbox"/> <input type="checkbox"/> <input type="checkbox"/> | Wet areas / WCs (D1, Table 2; B2) |
| <input checked="" type="checkbox"/> <input type="checkbox"/> <input type="checkbox"/> | Kitchen (G3) |
| <input checked="" type="checkbox"/> <input type="checkbox"/> <input type="checkbox"/> | Alternative (specify reason) |
| * Changes to existing work requires both an existing floor plan & a proposed floor plans. * Facility provided for washing utensils / food G3, Section 1.1 & Figure 1: * Preparation Area and Access to Facility Paragraphs 1.1.2 and 1.5 | |
| Additional Comments | |

| Wall Framing (B1, B2, B3) | |
|---|--|
| N/A No Yes | |
| <input type="checkbox"/> <input type="checkbox"/> <input type="checkbox"/> | Comments |
| <input checked="" type="checkbox"/> <input type="checkbox"/> <input type="checkbox"/> | Identify engineering / Structural items/ portals (B1 B2) |
| <input type="checkbox"/> <input type="checkbox"/> <input type="checkbox"/> | By preailer or to NZS 3604 (B1 B2) |
| <input type="checkbox"/> <input type="checkbox"/> <input type="checkbox"/> | Fixing types (NZS 3604 B1 B2) |
| <input type="checkbox"/> <input type="checkbox"/> <input type="checkbox"/> | Stud c/c as per wind zone (NZS 3604 B1 B2) N A |
| <input type="checkbox"/> <input type="checkbox"/> <input type="checkbox"/> | Wall Cladding section |
| <input type="checkbox"/> <input type="checkbox"/> <input type="checkbox"/> | Stud heights of rooms (NZS 3604 B1 B2) |
| <input type="checkbox"/> <input type="checkbox"/> <input type="checkbox"/> | Alternative (specify reason) |
| Additional Comments | |

| Roof (NZS 3604, 3602 & 3640 B1, B2, E2, E2/AS1). | |
|--|--|
| N/A No Yes | |
| <input type="checkbox"/> <input type="checkbox"/> <input type="checkbox"/> | Comments |
| Trussed / by preailer or Framed roof (NZS 3604) | |
| <input checked="" type="checkbox"/> <input type="checkbox"/> <input type="checkbox"/> | Fixing layout & details (B1 B2) |
| <input type="checkbox"/> <input type="checkbox"/> <input type="checkbox"/> | Correct layout (B1) |
| <input type="checkbox"/> <input type="checkbox"/> <input type="checkbox"/> | Max span (12m or Engineer) (B1) N A |
| <input type="checkbox"/> <input type="checkbox"/> <input type="checkbox"/> | Purlin or batten c/c (B1 B2) |
| <input type="checkbox"/> <input type="checkbox"/> <input type="checkbox"/> | Rafters / Beams (B1 B2) |
| <input type="checkbox"/> <input type="checkbox"/> <input type="checkbox"/> | Ceiling joists, ceiling battens |
| <input type="checkbox"/> <input type="checkbox"/> <input type="checkbox"/> | Alternative (specify reason) |
| Roof cladding - Metal ; Profiled Metal; Masonry, Membranes (Code E2, E2/AS1 B2) | |
| <input type="checkbox"/> <input type="checkbox"/> <input type="checkbox"/> | Pitch / profile / grade (E2) |
| <input type="checkbox"/> <input type="checkbox"/> <input type="checkbox"/> | Underlay (E2) |
| <input type="checkbox"/> <input type="checkbox"/> <input type="checkbox"/> | Flashings (E3;E2, B1 B2) N A |
| <input type="checkbox"/> <input type="checkbox"/> <input type="checkbox"/> | Parapets (B1 E2 B2) |
| <input type="checkbox"/> <input type="checkbox"/> <input type="checkbox"/> | Membrane Roofs and substrate (Code E2/AS1 B2) |
| <input type="checkbox"/> <input type="checkbox"/> <input type="checkbox"/> | Gutters, Barges & Fascias detail (Refer E2, section 8.3, cl 8.3.9) |
| <input type="checkbox"/> <input type="checkbox"/> <input type="checkbox"/> | Alternative (specify reason) |
| Installation of profiled metal roof cladding shall be by trained installers, approved by the tile manufacturer or NZ agent. In some cases experienced builders undertake installation, refer E2, section 8.4, cl 8.4.2 'General' | |
| Additional Comments | |

| Claddings (Code B1 & B2 E2/AS1, Branz good practice Guides & Weather tightness Vol 12&3) | |
|---|---|
| N/A No Yes | |
| □ □ □ Comments | |
| <input type="checkbox"/> <input type="checkbox"/> <input type="checkbox"/> | Risk matrix Cavity or direct (E2/AS1) |
| <input type="checkbox"/> <input type="checkbox"/> <input type="checkbox"/> | Building wrap (E2/AS1) |
| <input type="checkbox"/> <input type="checkbox"/> <input type="checkbox"/> | Brick Veneer (E2/AS1; B2) |
| <input type="checkbox"/> <input type="checkbox"/> <input type="checkbox"/> | Timber Weatherboard (E2 Branz Timber Guide Vol 1&2; B2) |
| <input type="checkbox"/> <input type="checkbox"/> <input type="checkbox"/> | Stucco (B1 NZS 3604 Branz good practice guide; B2) |
| <input type="checkbox"/> <input type="checkbox"/> <input type="checkbox"/> | Profiled Metal (E2 Metal Roofing Practice; B2) |
| <input type="checkbox"/> <input type="checkbox"/> <input type="checkbox"/> | Plywood (E2; B2) |
| <input type="checkbox"/> <input type="checkbox"/> <input type="checkbox"/> | Fibre Cement W/b (E2; B2) |
| <input type="checkbox"/> <input type="checkbox"/> <input type="checkbox"/> | Board & Batten (Branz good practice guide; B2) |
| <input type="checkbox"/> <input type="checkbox"/> <input type="checkbox"/> | Fibre Cement Sheet (E2; B2) |
| <input type="checkbox"/> <input type="checkbox"/> <input type="checkbox"/> | Weathertightness details (E2; B2) |
| <input type="checkbox"/> <input type="checkbox"/> <input type="checkbox"/> | Alternative (specify reason) |
| Additional Comments | |

| Bracing (NZS 3604 B1, B2, E3) | |
|---|--|
| N/A No Yes | |
| □ □ □ Comments | |
| <input type="checkbox"/> <input type="checkbox"/> <input checked="" type="checkbox"/> | Subfloor bracing (B1 & NZS 3604) ENGINEER |
| <input type="checkbox"/> <input type="checkbox"/> <input type="checkbox"/> | Wall bracing (B1 & NZS 3604) |
| <input type="checkbox"/> <input type="checkbox"/> <input type="checkbox"/> | Roof bracing (B1 & NZS 3604) |
| <input type="checkbox"/> <input type="checkbox"/> <input type="checkbox"/> | Bracing calculations (B1 & NZS 3604) |
| <input type="checkbox"/> <input type="checkbox"/> <input type="checkbox"/> | Provide bracing plan layout (B1 & NZS 3604) |
| <input type="checkbox"/> <input type="checkbox"/> <input type="checkbox"/> | Double top plate (if > 5m) (B1 & NZS 3604. Required where ceiling lining density is less than 600kg per m3 e.g. pinex) |
| <input type="checkbox"/> <input type="checkbox"/> <input type="checkbox"/> | Indicate dragon tie (if > 6m) (B1 & NZS 3604) |
| <input type="checkbox"/> <input type="checkbox"/> <input type="checkbox"/> | Diaphragm ceilings (if > 7.5m) (B1 & NZS 3604) |
| <input type="checkbox"/> <input type="checkbox"/> <input type="checkbox"/> | Check for distribution (B1 & NZS 3604) |
| <input type="checkbox"/> <input type="checkbox"/> <input type="checkbox"/> | Alternative (specify reason) |
| Additional Comments | |

| Light & Ventilation B1 G4, Clause 1.2; G4, clause 1.3 G7, G9, F2 | |
|---|-----------------------------------|
| N/A No Yes | |
| □ □ □ Comments | |
| General | |
| <input type="checkbox"/> <input type="checkbox"/> <input type="checkbox"/> | Vent 5% (G4) |
| <input type="checkbox"/> <input type="checkbox"/> <input type="checkbox"/> | Light 10%. (G7) |
| <input type="checkbox"/> <input type="checkbox"/> <input type="checkbox"/> | Electrical (G9) |
| <input type="checkbox"/> <input type="checkbox"/> <input type="checkbox"/> | Mechanical ventilation (G4) |
| <input type="checkbox"/> <input type="checkbox"/> <input type="checkbox"/> | Exterior space for awareness (G7) |
| Glazing | |
| <input type="checkbox"/> <input type="checkbox"/> <input type="checkbox"/> | Safety glass (F2) |
| <input type="checkbox"/> <input type="checkbox"/> <input type="checkbox"/> | Wind zone (B1, NZS 3604 NZS4223) |
| <input type="checkbox"/> <input type="checkbox"/> <input type="checkbox"/> | Visual manifestation (NZS 4223) |
| <input type="checkbox"/> <input type="checkbox"/> <input type="checkbox"/> | Alternative (specify reason) |
| Additional Comments | |

| Insulation (BRANZ Home Insulation Guide, NZS 4218, AS/NZS 2918) | |
|---|------------------------------|
| N/A No Yes | |
| <input type="checkbox"/> <input type="checkbox"/> <input type="checkbox"/> Comments | |
| <input checked="" type="checkbox"/> <input type="checkbox"/> <input type="checkbox"/> | Floor (H1) |
| <input checked="" type="checkbox"/> <input type="checkbox"/> <input type="checkbox"/> | Wall (H1) |
| <input checked="" type="checkbox"/> <input type="checkbox"/> <input type="checkbox"/> | Roof (H1) |
| <input checked="" type="checkbox"/> <input type="checkbox"/> <input type="checkbox"/> | Windows / glazing (H1) |
| <input checked="" type="checkbox"/> <input type="checkbox"/> <input type="checkbox"/> | Alternative (specify reason) |
| Additional Comments | |

| Stairs / Landings / Handrails (D1, sec 4) | |
|--|--|
| N/A No Yes | |
| <input type="checkbox"/> <input type="checkbox"/> <input type="checkbox"/> Comments | |
| <input checked="" type="checkbox"/> <input type="checkbox"/> <input type="checkbox"/> | Stair tread & risers (D1) |
| <input checked="" type="checkbox"/> <input type="checkbox"/> <input type="checkbox"/> | Landing size (D1) |
| <input checked="" type="checkbox"/> <input type="checkbox"/> <input type="checkbox"/> | Handrail (D1) |
| <input checked="" type="checkbox"/> <input type="checkbox"/> <input type="checkbox"/> | Riser opening (min) where children (D1) |
| <input checked="" type="checkbox"/> <input type="checkbox"/> <input type="checkbox"/> | Head Height (D1) |
| <input checked="" type="checkbox"/> <input type="checkbox"/> <input type="checkbox"/> | Balustrading/guarding |
| <input checked="" type="checkbox"/> <input type="checkbox"/> <input type="checkbox"/> | Alternative (specify reason) |
| Stair type: Minor Private: Max rise 220mm/Min tread 220mm., Secondary Private: Max rise 200mm/Min tread 250mm, Main Private: Max rise 190mm/Min tread 280mm. (Main private includes exterior stairs) | |
| Additional Comments | |

| Decks / Balconies / Barriers (D1, F4 & NZS 3604, Section 6 & 7) | |
|---|---|
| N/A No Yes | |
| <input type="checkbox"/> <input type="checkbox"/> <input type="checkbox"/> Comments | |
| <input checked="" type="checkbox"/> <input type="checkbox"/> <input type="checkbox"/> | Barrier & deck fixing durability (D1 B1 B2 F4) |
| <input checked="" type="checkbox"/> <input type="checkbox"/> <input type="checkbox"/> | Top rails, balusters, bottom rails, palings (D1 B1) |
| <input checked="" type="checkbox"/> <input type="checkbox"/> <input type="checkbox"/> | If Engineer then calculations required (B1 B2) |
| <input checked="" type="checkbox"/> <input type="checkbox"/> <input type="checkbox"/> | Max 3m height or Engineer (B1 B2) |
| <input checked="" type="checkbox"/> <input type="checkbox"/> <input type="checkbox"/> | Deck joist sizes, grade, treatment, span & spacing (D1 B1 B2) |
| <input checked="" type="checkbox"/> <input type="checkbox"/> <input type="checkbox"/> | Piles & bearers the correct grade, treatment, size, spacing & span (D1 B1 B2) |
| <input checked="" type="checkbox"/> <input type="checkbox"/> <input type="checkbox"/> | Slip resistance (D1) |
| <input checked="" type="checkbox"/> <input type="checkbox"/> <input type="checkbox"/> | Appropriate waterproofing membrane (B1 B2) |
| <input checked="" type="checkbox"/> <input type="checkbox"/> <input type="checkbox"/> | Stringer size & connections (D1 B1 B2) |
| <input checked="" type="checkbox"/> <input type="checkbox"/> <input type="checkbox"/> | Thresholds (D1 E2) |
| <input checked="" type="checkbox"/> <input type="checkbox"/> <input type="checkbox"/> | Alternative (specify reason) |
| Additional Comments | |

| Fire (Residential) (NZBC F7, Cdoc) | |
|--|---|
| N/A No Yes | |
| <input type="checkbox"/> <input type="checkbox"/> <input type="checkbox"/> Comments | |
| <input checked="" type="checkbox"/> <input type="checkbox"/> <input checked="" type="checkbox"/> | Travel distances max 25m (C/AS1 T3.2) |
| <input type="checkbox"/> <input type="checkbox"/> <input checked="" type="checkbox"/> | Smoke detectors (F7) |
| <input checked="" type="checkbox"/> <input type="checkbox"/> <input type="checkbox"/> | Wood burners (F7) |
| <input checked="" type="checkbox"/> <input type="checkbox"/> <input type="checkbox"/> | Garage fire wall details (C7 (C7.10 C7.8) |
| <input checked="" type="checkbox"/> <input type="checkbox"/> <input type="checkbox"/> | Alternative (specify reason) |
| Additional Comments | |

Swimming Pool & Fencing *Fencing of Swimming Pools Act 1987'*

N/A No Yes

| <input type="checkbox"/> <input type="checkbox"/> <input type="checkbox"/> | Comments |
|---|-------------------------------------|
| <input checked="" type="checkbox"/> <input type="checkbox"/> <input type="checkbox"/> | Refer to Compliance for sign off |
| <input checked="" type="checkbox"/> <input type="checkbox"/> <input type="checkbox"/> | Specific Engineering Design |
| <input checked="" type="checkbox"/> <input type="checkbox"/> <input type="checkbox"/> | Proprietary system/design |
| <input checked="" type="checkbox"/> <input type="checkbox"/> <input type="checkbox"/> | Section/construction |
| <input checked="" type="checkbox"/> <input type="checkbox"/> <input type="checkbox"/> | Pool backwash discharging the sewer |
| <input checked="" type="checkbox"/> <input type="checkbox"/> <input type="checkbox"/> | Fence height |
| <input checked="" type="checkbox"/> <input type="checkbox"/> <input type="checkbox"/> | Gate(s) / door(s) open outward |


Ambiguity / Contradictions

N/A No Yes

| <input type="checkbox"/> <input type="checkbox"/> <input type="checkbox"/> | Comments |
|---|--------------------------------------|
| <input checked="" type="checkbox"/> <input type="checkbox"/> <input type="checkbox"/> | Manufacturers Specs |
| <input checked="" type="checkbox"/> <input type="checkbox"/> <input type="checkbox"/> | Engineer compared with Designer/Arch |
| <input checked="" type="checkbox"/> <input type="checkbox"/> <input type="checkbox"/> | Any Other contradictions |
| Additional Comments | |

Alternative Solutions

Record assessment, decision and reasons for decisions below. Has the designer substantiated why they believe the proposal complies with the building code? Is there a determination on a similar proposal? Has corroborative evidence been provided (peer review, appraisal or determination)? Include reference to comparison with acceptable solutions, other documents / standards / best practice guides / publications, expert opinion, determinations, in-service history, product certification, professional judgment, building code objectives. Refer BRANZ Bulletin # 456 (Dec 2004). List any conditions / communications / actions:



This sheet relevant to plumbing & drainage only

N/A No Yes

Comments

General

| | |
|---|---|
| <input type="checkbox"/> <input type="checkbox"/> <input checked="" type="checkbox"/> | Kitchen area (G3/AS1) |
| <input type="checkbox"/> <input type="checkbox"/> <input type="checkbox"/> | Laundry <i>not shown on floor plan - note on Plan</i> |
| <input type="checkbox"/> <input type="checkbox"/> <input checked="" type="checkbox"/> | Bathrooms |
| <input type="checkbox"/> <input type="checkbox"/> <input checked="" type="checkbox"/> | Location of sanitary fixtures |
| <input type="checkbox"/> <input type="checkbox"/> <input checked="" type="checkbox"/> | Plumbing layout |
| | Plumber's Reg no..... <i>T.B.A</i> Drainlayers Reg no..... <i>T.B.A</i> |

Additional Comments

Effluent Disposal Systems

| | |
|---|---|
| <input checked="" type="checkbox"/> <input type="checkbox"/> <input type="checkbox"/> | Engineering Site Investigation |
| <input checked="" type="checkbox"/> <input type="checkbox"/> <input type="checkbox"/> | Design Specification & Producer Statement |

The design criteria should include; Capacity based on bedroom numbers, Loading calculation, site evaluation, soil profile, site characteristics.

Additional Comments

connecting to town sewer

Water Supplies

| | |
|---|---|
| <input type="checkbox"/> <input type="checkbox"/> <input checked="" type="checkbox"/> | G12 |
| <input type="checkbox"/> <input type="checkbox"/> <input checked="" type="checkbox"/> | Town supply |
| <input type="checkbox"/> <input type="checkbox"/> <input checked="" type="checkbox"/> | Private scheme |
| <input type="checkbox"/> <input type="checkbox"/> <input checked="" type="checkbox"/> | Type & location <i>Council metered full supply to the balance of fixtures</i> |
| <input checked="" type="checkbox"/> <input type="checkbox"/> <input type="checkbox"/> | Alternative (specify reason) |

Additional Comments

*P.C.T.S applies ✓ 10,000H above ground tank
form 164 provided ✓ form 159 provided copy emailed to Aldrin 11-21-18/3*

Sanitary Drainage

| | |
|---|--|
| <input type="checkbox"/> <input type="checkbox"/> <input checked="" type="checkbox"/> | G13 |
| <input type="checkbox"/> <input type="checkbox"/> <input checked="" type="checkbox"/> | Layout <i>2x gully traps</i> |
| <input type="checkbox"/> <input type="checkbox"/> <input checked="" type="checkbox"/> | Council availability or |
| <input type="checkbox"/> <input checked="" type="checkbox"/> <input type="checkbox"/> | Septic tank design & calcs <i>1x Terminal vent</i> |
| <input checked="" type="checkbox"/> <input type="checkbox"/> <input type="checkbox"/> | Alternative (specify reason) |

Additional Comments

Stormwater Drainage

| | |
|---|------------------------------|
| <input type="checkbox"/> <input type="checkbox"/> <input checked="" type="checkbox"/> | E1 |
| <input type="checkbox"/> <input type="checkbox"/> <input checked="" type="checkbox"/> | Layout |
| <input type="checkbox"/> <input checked="" type="checkbox"/> <input type="checkbox"/> | Council availability |
| <input checked="" type="checkbox"/> <input type="checkbox"/> <input type="checkbox"/> | Alternative (specify reason) |

Additional Comments

stormwater to 10,000H water storage tank (above ground) overflow to 5.0m³ Soakpit

Sanitary Plumbing

| | |
|---|------------------------------|
| <input type="checkbox"/> <input type="checkbox"/> <input checked="" type="checkbox"/> | G13 |
| <input type="checkbox"/> <input type="checkbox"/> <input checked="" type="checkbox"/> | Layout |
| <input checked="" type="checkbox"/> <input type="checkbox"/> <input type="checkbox"/> | Alternative (specify reason) |

Additional Comments

waste pipes to Gully traps

*Rates forms ✓ P10 Pack ✓ Service locations ✓ G13 checked ✓ No 221 notice in edocs
D.P.Plan not found dt provided mentions no easements Plan for no. 12/1996 R.C*

Accessibility (D1, G5, F8, NZS 4121)

N/A No Yes

Comments

| | | |
|--|---|-----|
| <input type="checkbox"/> <input type="checkbox"/> <input type="checkbox"/> | Car parks | N/A |
| <input type="checkbox"/> <input type="checkbox"/> <input type="checkbox"/> | Projections | |
| <input type="checkbox"/> <input type="checkbox"/> <input type="checkbox"/> | Kerb ramps | |
| <input type="checkbox"/> <input type="checkbox"/> <input type="checkbox"/> | Footpaths / Ramps / Landings | |
| <input type="checkbox"/> <input type="checkbox"/> <input type="checkbox"/> | Entrances | |
| <input type="checkbox"/> <input type="checkbox"/> <input type="checkbox"/> | Public Facilities | |
| <input type="checkbox"/> <input type="checkbox"/> <input type="checkbox"/> | Lifts | |
| <input type="checkbox"/> <input type="checkbox"/> <input type="checkbox"/> | Stairs | |
| <input type="checkbox"/> <input type="checkbox"/> <input type="checkbox"/> | Stair / ramp/ handrails | |
| <input type="checkbox"/> <input type="checkbox"/> <input type="checkbox"/> | Doorways / Doors / Corridors / Lobbies | |
| <input type="checkbox"/> <input type="checkbox"/> <input type="checkbox"/> | Controls | |
| <input type="checkbox"/> <input type="checkbox"/> <input type="checkbox"/> | Places of assembly / entertainment / Recreation | |
| <input type="checkbox"/> <input type="checkbox"/> <input type="checkbox"/> | Warning Systems | |
| <input type="checkbox"/> <input type="checkbox"/> <input type="checkbox"/> | Toilet Facilities / Laundering | |
| <input type="checkbox"/> <input type="checkbox"/> <input type="checkbox"/> | Food preparation / accommodation | |
| <input type="checkbox"/> <input type="checkbox"/> <input type="checkbox"/> | Signs | |
| <input type="checkbox"/> <input type="checkbox"/> <input type="checkbox"/> | Residential Accessibility (D1) | |
| Additional Comments | | |

Commercial Fire report (C/VM1, C/As1, C/AS2, C/A34, C/AS4, C/AS5, C/AS6, C./AS7, F6, F7, F8)

N/A No Yes

Comments

| | | |
|--|--|-----|
| <input type="checkbox"/> <input type="checkbox"/> <input type="checkbox"/> | Risk Group | N/A |
| <input type="checkbox"/> <input type="checkbox"/> <input type="checkbox"/> | Fire cell separation /use of building | |
| <input type="checkbox"/> <input type="checkbox"/> <input type="checkbox"/> | Life rating FRR | |
| <input type="checkbox"/> <input type="checkbox"/> <input type="checkbox"/> | Property rating FRR | |
| <input type="checkbox"/> <input type="checkbox"/> <input type="checkbox"/> | Occupancy numbers | |
| <input type="checkbox"/> <input type="checkbox"/> <input type="checkbox"/> | Means of escape | |
| <input type="checkbox"/> <input type="checkbox"/> <input type="checkbox"/> | Travel distances | |
| <input type="checkbox"/> <input type="checkbox"/> <input type="checkbox"/> | External walls/unprotected areas / Cladding properties | |
| <input type="checkbox"/> <input type="checkbox"/> <input type="checkbox"/> | Fire resistance to supporting elements/floors/ walls | |
| <input type="checkbox"/> <input type="checkbox"/> <input type="checkbox"/> | Risks to/below escape routes | |
| <input type="checkbox"/> <input type="checkbox"/> <input type="checkbox"/> | Fire safety systems | |
| <input type="checkbox"/> <input type="checkbox"/> <input type="checkbox"/> | Internal surface linings | |
| <input type="checkbox"/> <input type="checkbox"/> <input type="checkbox"/> | Signs | |
| <input type="checkbox"/> <input type="checkbox"/> <input type="checkbox"/> | Hazardous agents / materials / substances on site | |
| <input type="checkbox"/> <input type="checkbox"/> <input type="checkbox"/> | Referral to NZFS Fire Engineering unit | |
| <input type="checkbox"/> <input type="checkbox"/> <input type="checkbox"/> | Alternative (specify reason) | |
| Additional Comments | | |

Solid Waste (G15)

N/A No Yes

Comments

| | | |
|--|-------------------------------|-----|
| <input type="checkbox"/> <input type="checkbox"/> <input type="checkbox"/> | Waste bin area | N/A |
| <input type="checkbox"/> <input type="checkbox"/> <input type="checkbox"/> | Environmental health referral | |
| <input type="checkbox"/> <input type="checkbox"/> <input type="checkbox"/> | Alternative (specify reason) | |
| Additional Comments | | |

Dialogue Record

List further information requested, info received, records / reference of communication etc.
via Phone / Email / letter / counter / fax




| Date / time | State content of discussion!!! | Initials |
|--------------|--------------------------------|----------|
| 26.03 15. | Email sent to designer as | JST |
| | worksheet | |
| | | |
| | | |
| | | |
| | | |
| | | |
| | | |
| | | |
| | | |
| | | |
| | | |
| | | |
| | | |
| | | |
| | | |
| | | |
| | | |
| | | |
| | | |
| | | |
| | | |
| | | |
| | | |

| Change of Use – Sec 114: (Record decisions and basis for decisions – confirm whether sec 115 applies) | | |
|--|-------------------------------------|-----|
| Date: | | |
| | | |
| | | |
| Alteration to Existing Building - Sec 112 (Record decisions and basis for decisions – confirm whether sec 118 applies and if so, has it been complied with?). List conditions / communications / actions: | | |
| Date: | 118 N/A | |
| | 12. RELOCATION / FOUNDATION ONLY TO | |
| 20/3/15 | FULLY COMPLY | JDL |
| Hazards – Sec 71-74: (Record decisions and basis for decisions – see under "site plan above already done") | | |
| Date: | | |
| | | |
| | | |
| Compliance Schedule – Sec 100 - 107: (Record if new / amended compliance schedule required, and attach copy of replica compliance schedule. Ensure that note is recorded on building consent that new / amended compliance schedule will be issued). | | |
| Date: | | |
| | | |
| | | |

| | |
|---|--|
| <p>Note :- Refer to the associate code clause along side each prompt above for compliance or reason of decision</p> <p>Plan checked yet Unsatisfactory</p> <p>Refer to the official request for further information correspondence (letter, email or phone call) for final list of required information. For acceptance of returned information refer to addendum to form 436.</p> <p style="text-align: center;">Signature, name & date</p> <p>Bldg: <u>Atkinson, Alison Halliwell</u> <u>20 March 2015</u></p> <p>Plumbing: _____</p> <p>Fire: _____</p> | <p>I am satisfied on reasonable grounds that the provisions of the Building Code are met and the</p> <p>Building consent may be granted (refer Bld Act Sec 49(1))</p> <p>No Further Information Requests have been made.</p> <p style="text-align: center;">Signature, name & date</p> <p>Bldg: _____ (for all pages except those listed below)</p> <p><u>Simon Copp</u> 18/3/2015</p> <p>Plumbing: Portion only (relevant NZBC clauses E1,G10,G11,G12,G13) (For pages 7 of 11 unless otherwise listed)</p> <p>Fire: (As listed on page 8 of 11)</p> |
|---|--|

Addenda to Form 436
Allocation of work to approvals officer outside current competency

| Building Category | Circle Appropriate Category | 0 | 1 | 2 | 3 |
|-------------------|-----------------------------|---|---|---|---|
| | | | 1 | | |
| | | | | | |

| 1) Authorised by Team Leader of delegate | Level of supervision required | Reason for decision |
|--|--|---|
| Name, Signature & date: Stuart Nepney 30-3-15  | Coaching Mentoring Peer review on completion Plan checked by Alison - closed by Jeremy. | In training Vetting one level above competency Other |
| 2) Approval Officer undertaking training | Record of Learning | Decision |
| Name, Signature & date:  30/3/15. J. Wilson Current competency level Category 0, 1 or 2 | | I am satisfied on reasonable grounds that the provisions of the Building Code are met and the building consent may be granted (Refer Bld Act 49(1)) |
| 3) Coach / Mentor / Peer reviewer | Training needs identified | Comments |
| Name, Signature & date: Stuart Nepney  30/3/15 Current competency level Category 1, 2 or 3 | nil - Access was missing well spotted. | I am satisfied on reasonable grounds that the provisions of the Building Code are met and the building consent may be granted (Refer Bld Act 49(1)) |

Allocation Notes

- Categories of building are determined on receipt of application.
- All applications are re assessed for the category and allocated to each appropriate Officer at the earliest opportunity and then placed in processing shelves accordingly.
- Approvals staff are aware of their own competency level and check the allocation of work.
- Approvals staff may select, for training purpose, a consent 1 (one) category higher than their current competency for the purpose of increasing their skill level provided they gain approval from the Team Leader Building Consent Approvals. Once approval is given the Team Leader Building Consent Approvals will arrange for the appropriate supervision and final peer review.

HAZARD ASSESSMENT

Must be completed where the presence of a natural hazard has been identified in the PIM or Property/Project Information. To be filled in by Building Control staff

Building Consent number: 150114

Address: 200B Manly Street, Paraparaumu

Is the building work a new building? Yes No

Minor Works Addition The lesser of 25% of original floor area or 30m² Total floor area increase: X m² or X % (document this)

If the building work is close to the limits above discuss with Team Leader

Major Works Addition

1. Does a natural hazard exist on this property? - see Section 71(3) Building Act 2004

Coastal erosion/bank erosion/subsidence/inundation(flooding/overland flow/storm surge/tidal effects/ponding)/slippage (state)

The natural hazard is inundation – ponding

A natural hazard occurs at the rear of the site, and is on the edge of the overall ponding

The maximum depth will be 100mm which will include the 300mm freeboard. Thus if the freeboard is taken off the ponding does not occur within the site

2. Is the land “likely to be subject to the natural hazard”?

Note: 1 in 100 year return period for flooding is likely

The Q100 both indicate ponding to the section. The section is likely to be subjected to ponding in a 1:100 event

The Q50 doesn't not show ponding on the site

3. Section 71(1) Assessment: Is the land on which the building work is to be carried out subject to that hazard or likely to accelerate, worsen, or result in a natural hazard on that land?

Is the work taking place on an urban or rural site? How close is the hazard area to the proposed building work?

The natural hazard is on a urban section

The proposed locatable is not near the ponding

The proposed house has a floor level is approx. 500mm above ground level

4. Will the building work accelerate, worsen, or result in a natural hazard on the land or any other property? If no go to Question 7

Record the Council experts spoken to (e.g. infrastructure/storm water engineers) and their comments.

Yes/No?

No The ponding occurs within the horizontal restriction under the DP for no build.

After discussion the, the actual build site is not within the ponding area.

The proposed house has a floor level 500mm above ground level

**5. If answer to question above is yes then consider whether the land, building work or other property is protected
Will damage to the land or other property being remediated? If no-building consent will be refused.**

N/A

6. Section 72 assessment:

- If the answer to the first question is no and the second question is yes then section 72 will be satisfied and building consent can be issued but notice will be required on land title.
- If the answers are not as above building consent will be refused

Will work accelerate, worsen, or result in a natural hazard on this or any other property – Section 72(a)?

No -

Is this land subject to a natural hazard – Section 72(b)?

Yes- to a small area to the rear of the property which

Is it reasonable to grant a waiver or modification – Section 72(c)? yes

Letter sent Yes / No by: No

Invoice created: -

Section 72 sent to be registered: -

Assessed by: (Name) Alison Helliwell

Date: 26th March 2015

Signature: 

Co-reviewed by: (Name)

Clare Steves

Date

26/3/15

Signature: 



Legend

- Parcel
- Contours 5m
- All Contours
- Subdivision Fill from March 2014
- RBLs
- GWFloodExtents
- KDCDFloodExtents

SCALE 1: 424

@A4



Date Printed: 26-March-2015



Kapiti Coast District Council accepts no responsibility for incomplete or inaccurate information contained on this map. Use of this website is subject to, and constitutes acceptance of the conditions set out in our disclaimer.
 This publication is copyright reserved by the Kapiti Coast District Council. Cadastral and Topographic information is derived from Land Information New Zealand, CROWN COPYRIGHT RESERVED.



Statement of Compliance with the NZ Building Code

Consent No: 150114

ISSUED BY: Kapiti Coast District Council

PROJECT

Site Address: 200B Manly Street, Paraparaumu Beach

Legal Description: LOT 2 DP 83579 CT 50D/238

Work Description: Re-locate dwelling to site

Building Category: R2

OWNER

Name(s): Judith Atkinson

Address: 6 Park Road, Paraparaumu

- [P] Application for CCC received and accepted
- [P] Confirm all required inspections completed and documented in GoGet
- [NA] If inspection(s) have been missed, have they been compensated for?
- [NA] If supervision was required for any inspection - did it occur?
- [P] Work in accordance with approved consent and approved amendments
- [NA] Have any notices to fix been uplifted?
- [P] Supporting documentation required in building consent addenda received
- [P] Quality assurance documentation
- [P] Restricted building work
- [NA] Additional information required and received
- [NA] Compliance schedule issued
- [NA] Earthquake prone building
- [NA] Swimming Pool details updated
- [P] Approve to issue Code Compliance Certificate if all fees paid
- [NA] Approve to issue Certificate for Public Use if all fees paid
- [NA] Approve to issue Certificate of Acceptance if all fees paid
- [NA] Supervision review

NOTES:

Inspections Prepaid:

Inspections Done:

On review of the documentation and inspection notes it can be considered on reasonable grounds that all work has been completed in compliance with the building consent.

Signed:

Name: Russell Brook

Position: Building Officer

Date: 29 March 2017



CONO B626416.2 Consent

Copy - 01/07, Pgs - 002, 23/06/06, 09:17



KAPITI COAST DISTRICT COUNCIL

CONSENT NOTICE PURSUANT TO SECTION 221

OF THE RESOURCE MANAGEMENT ACT 1991

FOR THE DEPOSIT OF LAND TRANSFER PLAN 83579

THE SUBDIVISION OF LOT 15 DP 25239,

200 MANLY STREET, PARAPARAUMU

FOR R & C MEAD

COPY

The District Land Registrar at Wellington

PURSUANT to Section 221 of the Resource Management Act 1991 the Kapiti Coast District Council hereby gives notice that it has consented to the subdivision and the following conditions are to be complied with on a continuing basis:

1. That specific foundation design by a registered engineer will be required for any new dwellings on Lots 1 and 2 in accordance with the recommendations within the geotechnical assessment prepared by Consulting Engineers Ltd dated 18 May 1992 and available in Council's Resource Consents Office.
2. The development of Lots 1 and 2 shall be in accordance with the development plans submitted to Council with application No. RM 960344 or in accordance with an equivalent design that has been approved by Council.

Dated this 7th day of November 1997.


AUTHORISED OFFICER

Memorandum from licensed building practitioner: Record of building work

Section 88, Building Act 2004

Please fill in the form as fully and correctly as possible.

If there is insufficient room on the form for requested details, please continue on another sheet and attach the additional sheet(s) to this form.

| THE BUILDING | |
|--|-----------------------|
| Street address: 200B Manly Street | |
| Suburb: | |
| Town/City: Paraparaumu | Postcode: 5032 |

| THE PROJECT |
|--|
| Building consent number: 150114 |

| THE OWNER(S) | |
|----------------------------------|---|
| Name(s): Timothy Atkinson | |
| Mailing address: | |
| Suburb: | PO Box/Private Bag: |
| Town/City: | Postcode: |
| Phone number: | Email address: timothyatkinson@gmail.com |

RECORD OF WORK THAT IS RESTRICTED BUILDING WORK

PRIMARY STRUCTURE

| Work that is restricted building work | Description of restricted building work | Carried out or supervised |
|--|--|---|
| Tick <input checked="" type="checkbox"/> | If necessary, describe the restricted building work. | Tick <input checked="" type="checkbox"/> whether you carried out the restricted building work or supervised someone else carrying out the restricted building work. |
| Foundations and subfloor framing <input checked="" type="checkbox"/> | | <input type="radio"/> Carried out <input checked="" type="radio"/> Supervised |
| Walls <input type="checkbox"/> | | <input type="radio"/> Carried out <input type="radio"/> Supervised |
| Roof <input type="checkbox"/> | | <input type="radio"/> Carried out <input type="radio"/> Supervised |
| Columns and beams <input type="checkbox"/> | | <input type="radio"/> Carried out <input type="radio"/> Supervised |
| Bracing <input type="checkbox"/> | | <input type="radio"/> Carried out <input type="radio"/> Supervised |
| Other <input type="checkbox"/> | | <input type="radio"/> Carried out <input type="radio"/> Supervised |

| EXTERNAL MOISTURE MANAGEMENT SYSTEMS | | |
|---|--|---|
| Work that is restricted building work | Description of restricted building work | Carried out or supervised |
| | | Tick <input checked="" type="checkbox"/> whether you carried out the restricted building work or supervised someone else carrying out the restricted building work. |
| Tick <input checked="" type="checkbox"/> | If necessary, describe the restricted building work. | |
| Damp proofing <input type="checkbox"/> | | <input type="radio"/> Carried out <input type="radio"/> Supervised |
| Roof cladding or roof cladding system <input type="checkbox"/> | | <input type="radio"/> Carried out <input type="radio"/> Supervised |
| Ventilation system (for example, subfloor or cavity) <input type="checkbox"/> | | <input type="radio"/> Carried out <input type="radio"/> Supervised |
| Wall cladding or wall cladding system <input type="checkbox"/> | | <input type="radio"/> Carried out <input type="radio"/> Supervised |
| Waterproofing <input type="checkbox"/> | | <input type="radio"/> Carried out <input type="radio"/> Supervised |
| Other <input type="checkbox"/> | | <input type="radio"/> Carried out <input type="radio"/> Supervised |

ISSUED BY

Name and contact details of the licensed building practitioner who is licensed to carry out or supervise restricted building work.

Name: **Chris Ellis**

LBP number: **123018**

Class(es) licensed in:

F1/F2

Plumbers, Gasfitters and Drainlayers registration number (if applicable):

Mailing address (if different from below):

Street address/Registered office:

Suburb:

Town/City: **Lower Hutt**

PO Box/Private Bag **44106**

Postcode: **5040**

Phone number: **045684930**

Mobile: **0274493625**

After hours: **0274493625**


Fax: **042937718**

Email address: **alphasm@xtra.co.nz**

Website:

DECLARATION

I, **Chris Ellis**, carried out or supervised the restricted building work recorded on this form.

Signature: 

Date: **28/05/2015**

SITE NOTICE

Consent No: **150114**
Applicant: **Mike Robertson**
Site Address: **200B Manly Street, Paraparaumu Beach**
Work Type: **Re-locate dwelling to site**
Building Category: **R2**

Inspection Type: **Preline Plumbing**
Inspection Outcome: **Fail**
Inspected By: **Gareth McCullagh**
Inspection Date: **22 January 2016**

Passed Items

General

| | |
|-----------------------------------|--|
| Sighted previous inspection notes | |
| Plumber | |
| Pipes fixed/supported | new main in Subfloor clipped and secure |
| System used | |
| Pressure test | 1500 kpa and holding |
| Shut off valves | |

Failed Items

General

| | |
|---------------------------------|------------------------------|
| Conforms with approved drawings | no new kitchen layout |
|---------------------------------|------------------------------|

GoGet Inspection Audit Report

Consent No: **150114**
Applicant: **Mike Robertson**
Site Address: **200B Manly Street, Paraparaumu Beach**
Work Type: **Re-locate dwelling to site**

Inspection Type: **Preline Plumbing**
Inspection Outcome: **Pass**
Inspected By: **Gareth McCullagh**
Inspection Date: **14 March 2017 1:54 p.m.**
Duration: **15 minutes**

| Inspection Element | Status |
|--|---------------|
| General | Pass |
| Conforms with approved drawings | Pass |
| owners have got another consent to cover internal works | |
| Other | N/A |

Support Documentation

| | |
|---|----------|
| Application for CCC | Accepted |
| Electrical safety certificate | Required |
| also inspectors sign off for electrical work | |
| As-built drainage plan | Accepted |
| Drainage (Form 126) for stormwater installation | Accepted |
| Drainage (Form 127) for private sewer installation | Accepted |
| Plumbing (Form 125) for pressure test and installation piped services | Accepted |
| Construction review PS4 statement for structural engineering | Accepted |
| and all site notes | |

GoGet Inspection Audit Report

Consent No: **150114**
Applicant: **Mike Robertson**
Site Address: **200B Manly Street, Paraparaumu Beach**
Work Type: **Re-locate dwelling to site**

Inspection Type: **Final Inspection**
Inspection Outcome: **Pass**
Inspected By: **Gareth McCullagh**
Inspection Date: **14 March 2017 1:52 p.m.**
Duration: **30 minutes**

| Inspection Element | Status |
|---|---------------|
| Exterior | Pass |
| Inspection notes | Pass |
| inspection on relocated dwelling | |
| Drawings | Pass |
| Additional information/plan | N/A |
| Sub-floor ventilation | Pass |
| Roof fixings | N/A |
| Spouting and down-pipes connected to tank | Pass |
| Deck structure | N/A |
| Flashings - roof | N/A |
| Penetrations - flashings | N/A |
| Barriers | N/A |
| Gully dishes | Pass |
| Stormwater and site drainage | Pass |
| Handrails | N/A |
| Wastes to gully | Pass |
| Fixings - durability | Pass |
| Steps/stairs | N/A |
| Terminal vents/AAVs | Pass |
| Cladding painted/sealed | N/A |
| Flashings - windows/doors | N/A |
| Cladding ground clearance | Pass |
| Road crossing complete | Pass |
| Final check complete | Pass |
| Interior | Pass |
| Inspection notes | Pass |
| Drawings | Pass |
| Additional information/plan | N/A |
| Service areas-floors/walls | N/A |
| Stair design | N/A |
| Handrails | N/A |
| Balustrades | N/A |
| Lightings | N/A |
| Laundering | N/A |
| Cooking facilities | N/A |
| Smoke detectors | Pass |

| | |
|--------------------------|------|
| Food storage/preparation | N/A |
| Ventilation | N/A |
| Insulation and clearance | N/A |
| HWC flues | N/A |
| HWC restraint | N/A |
| Tempering valve | N/A |
| Glazing - human impact | N/A |
| Hot water temp | N/A |
| Solid fuel heater | N/A |
| Water supply tank | N/A |
| Trap seals and AAVS | N/A |
| Cistern flushing | N/A |
| WC pan connection | N/A |
| Septic tank | N/A |
| Window labels | N/A |
| Road crossing complete | Pass |
| Final check complete | Pass |
| Intertenancy/commercial | N/A |
| Other | N/A |

Support Documentation

| | |
|---|----------|
| Application for CCC | Accepted |
| Electrical safety certificate also inspectors sign off for electrical work | Required |
| As-built drainage plan | Accepted |
| Drainage (Form 126) for stormwater installation | Accepted |
| Drainage (Form 127) for private sewer installation | Accepted |
| Plumbing (Form 125) for pressure test and installation piped services | Accepted |
| Construction review PS4 statement for structural engineering and all site notes | Accepted |



Taken at 1:35 PM on Tuesday 14/03/2017



Taken at 1:36 PM on Tuesday 14/03/2017



Taken at 1:36 PM on Tuesday 14/03/2017



Taken at 1:37 PM on Tuesday 14/03/2017

GoGet Inspection Audit Report

Consent No: **150114**
Applicant: **Mike Robertson**
Site Address: **200B Manly Street, Paraparaumu Beach**
Work Type: **Re-locate dwelling to site**

Inspection Type: **Foundations**
Inspection Outcome: **Pass**
Inspected By: **Gareth McCullagh**
Inspection Date: **14 March 2017 1:53 p.m.**
Duration: **15 minutes**

| Inspection Element | Status |
|---|---------------|
| General | Pass |
| Footing depth | N/A |
| Engineers details required all supplied by engineer for piles and connections | Pass |
| Good bearing | N/A |
| Reinforcing | N/A |
| Siting measured off boundary as per plan | Pass |
| Sub-floor vents | N/A |
| Other | N/A |

Support Documentation

| | |
|---|----------|
| Application for CCC | Accepted |
| Electrical safety certificate also inspectors sign off for electrical work | Required |
| As-built drainage plan | Accepted |
| Drainage (Form 126) for stormwater installation | Accepted |
| Drainage (Form 127) for private sewer installation | Accepted |
| Plumbing (Form 125) for pressure test and installation piped services | Accepted |
| Construction review PS4 statement for structural engineering and all site notes | Accepted |

SITE NOTICE

Consent No: **150114**
Applicant: **Mike Robertson**
Site Address: **200B Manly Street, Paraparaumu Beach**
Work Type: **Re-locate dwelling to site**
Building Category: **R2**

Inspection Type: **Foundations**
Inspection Outcome: **Pass**
Inspected By: **Gareth McCullagh**
Inspection Date: **14 March 2017**

Passed Items

General

| | |
|----------------------------|---|
| Engineers details required | all supplied by engineer for piles and connections |
| Siting | measured off boundary as per plan |

Inspection Type: **Preline Plumbing**
Inspection Outcome: **Pass**
Inspected By: **Gareth McCullagh**
Inspection Date: **14 March 2017**

Passed Items

General

| | |
|---------------------------------|--|
| Conforms with approved drawings | owners have got another consent to cover internal works |
|---------------------------------|--|

Inspection Type: **Final Inspection**
Inspection Outcome: **Pass**
Inspected By: **Gareth McCullagh**
Inspection Date: **14 March 2017**

Passed Items

Exterior

| | |
|------------------------------|---|
| Inspection notes | inspection on relocated dwelling |
| Drawings | |
| Sub-floor ventilation | |
| Spouting and down-pipes | connected to tank |
| Gully dishes | |
| Stormwater and site drainage | |
| Wastes to gully | |
| Fixings - durability | |
| Terminal vents/AAVs | |
| Cladding ground clearance | |
| Road crossing complete | |

Final check complete

Interior

Inspection notes

Drawings

Smoke detectors

Road crossing complete

Final check complete

Support Documentation

Status

| | |
|---|----------|
| Application for CCC | Accepted |
| As-built drainage plan | Accepted |
| Drainage (Form 126) for stormwater installation | Accepted |
| Drainage (Form 127) for private sewer installation | Accepted |
| Plumbing (Form 125) for pressure test and installation piped services | Accepted |
| Construction review PS4 statement for structural engineering and all site notes | Accepted |
| Electrical safety certificate also inspectors sign off for electrical work | Required |

CODE COMPLIANCE CERTIFICATE REVIEW CHECKSHEET

Criteria: All building work except for minor works or major projects.
Refer QAS: B14, B15, B16



| | |
|--|---------------|
| Address of Project: 2003 Manly St, Paraparaumu | |
| Date: | BC No: 150117 |

| | N/A | Yes | No |
|--|-----|-----|----|
| Application for Code Compliance Certificate (Form 278) completed? | | | |
| Confirm all required inspections and been completed and passed | | | |
| If inspections have been missed, what supporting info and method of verification has been provided to compensate for missed inspections? | | | |
| Work in accordance with approved consent and approved amendments | | | |
| If no, has NTF been issued? | | | |
| Have items of non-compliance been resolved and NTF uplifted? | | | |

Note: If work is not in accordance with consent, (and approved amendments) or NTF matters have not been resolved, suspend application for Code compliance Certificate.

| Supporting documentation required in building consent addenda. Form completed during BC Approval process | | | |
|--|-------|----------|--------|
| <i>Tick indicates yes, N/A indicates considered – but not applicable</i> | Req'd | Supplied | Accept |
| Copy of electrical certificate | ✓ | | |
| Copy of gas certificate | | | |
| An "as-built" drainage plan | ✓ | | |
| Plumbing (Form 125) for pressure test and installation piped services | ✓ | | |
| Drainage (Form 126) for stormwater installation | ✓ | | |
| Drainage (Form 127) for private sewer installation | ✓ | | |
| A Construction Review (PS4) statement for Structural engineering | ✓ | | |
| A Construction Review (PS4) statement for Fire engineering | | | |
| A Construction Review (PS4) statement for Geo-technical engineering | | | |
| Roof cladding warranty | | | |
| Solar water heating technical specifications | | | |
| Wall cladding/texture coating installation applicator warranty | | | |
| A copy of the lift certificate | | | |
| A certificate from the fire alarm installer | | | |
| A certificate from the sprinkler certifier | | | |
| A copy of wet-area membrane installers warranty | | | |
| A copy of deck membrane manufacturer's installers warranty/guarantee | | | |
| FPIS (verifier) Fire Systems Certification | | | |
| Specified Systems – Make - Model - Location | | | |
| A copy of windows | | | |
| A copy of water tank warranty <i>sent that 10k tank has been installed</i> | ✓ | | |
| A copy of septic tank warranty | | | |
| Record of work | | | |

If specified supporting documentation has not been provided, what alternative information or verification method has been provided to compensate. (describe):

| | | |
|---|-----|----|
| Compliance Schedule | Yes | No |
| Is a new or amended compliance schedule required? | | |
| If "Y" Has it been issued? (Refer note below) | | |
| If the new/ revised compliance schedule has not been issued, what action has been taken to ensure it will be issued? Outline: | | |

Note: If the draft/ revised compliance schedule has not been issued, the Code Compliance Certificate cannot be issued. Suspend issuing CCC until this matter is addressed.

| | | |
|--|-----|----|
| Building Consent Requirements | Yes | No |
| Are there any item specified in the building consent or PIM that have not been completed. Outline: | | |
| | | |
| Are there any development impact fees to be paid outstanding? (if Yes, CCC cannot be issued) | Yes | No |
| Are there any other outstanding fees? (if Yes, CCC cannot be issued) | Yes | No |

| |
|---|
| Decision |
| Issue Code Compliance Certificate? <input type="checkbox"/> or Refuse Code Compliance Certificate? <input type="checkbox"/> |
| Give reasons for decision: |
| |
| |
| |

| | | |
|--|----------------------|----|
| <i>Building officer:</i> | <i>Co- reviewer:</i> | |
| Signature: | Signature: | |
| Date: | Date: | |
| Name: | Name: | |
| Copies | Yes | No |
| File: Compliance Schedule, Compliance Schedule Statement, and CCC placed on file. | | |
| Applicant: Copies of Compliance Schedule, Compliance Schedule Statement sent out with the CCC | | |
| Inspection Pack: Add copies of Compliance Schedule, Compliance Schedule Statement and CCC | | |

VEHICLE CROSSING INSPECTION FORM

Building Consent: 150114

Date: _____

To: Building Inspectors

Owner: _____

Address: 200B Mandy Street
Paraparamu

Can you please inspect the above Vehicle Crossing, footpath and berm and return the completed form to me signed.

Thank you

| | |
|-----------------|--|
| Inspected by: | |
| Date Inspected: | |
| Approved: | <input type="checkbox"/> YES <input type="checkbox"/> NO |

| |
|------------------|
| COMMENTS: |
| |
| |
| |
| |
| |
| |
| |

BUILDING CONSENT PROCESSING CHECKLIST



Proposal: Re-located dwelling to site
 Address: 200B Manly St
Paraparaumu

BC: 150114
 Category: 1
 Residential Commercial

| Key | |
|------------------------------|--|
| N/A <input type="checkbox"/> | Not Applicable to this application. (The deletion of whole sections as N/A is permitted. For alternatives comment below each section). |
| No <input type="checkbox"/> | Plans, specifications & documentation not complying with the Building Code &/or Bld Act (The reason specified alongside each prompt) |
| Yes <input type="checkbox"/> | Plans, specifications & documentation complying with Category Bld Code &/or Bld Act (The reason specified alongside each prompt) |
| Note | The further information requests are identified by hand written numbers and corresponding on FIR letters / e-mails sent |

| Site Plan (NZS 3604 Sec 3.4, 4, 5 Code cB1, B2, E1, E2, F1 & F2 Sect. 72, 75 BA04) | | | |
|--|--------------------------|-------------------------------------|---|
| N/A | No | Yes | Comments |
| <input type="checkbox"/> | <input type="checkbox"/> | <input checked="" type="checkbox"/> | Wind zone High V/ High Specific (GIS) Site specific (3604) <u>VERY HIGH WIND</u> <u>GIS</u> |
| <input type="checkbox"/> | <input type="checkbox"/> | <input checked="" type="checkbox"/> | Flooding / ponding hazards (GIS) <u>No s.72 to be sent</u> |
| <input checked="" type="checkbox"/> | <input type="checkbox"/> | <input type="checkbox"/> | Slippage / fault line hazards (GIS) |
| <input checked="" type="checkbox"/> | <input type="checkbox"/> | <input type="checkbox"/> | Erosion, river & coastal hazards (GIS) |
| <input type="checkbox"/> | <input type="checkbox"/> | <input checked="" type="checkbox"/> | Subsidence / soft soil hazards (Site inspection notes) <u>SEE SITE NOTES</u> |
| <input type="checkbox"/> | <input type="checkbox"/> | <input checked="" type="checkbox"/> | Corrosion zone Zone D or Zone C <u>ZONE D</u> |
| <input checked="" type="checkbox"/> | <input type="checkbox"/> | <input type="checkbox"/> | Soil contamination (F1 GIS) |
| <input type="checkbox"/> | <input type="checkbox"/> | <input checked="" type="checkbox"/> | Distances to boundaries / siting (District plan) |
| <input type="checkbox"/> | <input type="checkbox"/> | <input checked="" type="checkbox"/> | Floor levels / contours (E2/AS1 & NZS 3604 E1) |
| <input checked="" type="checkbox"/> | <input type="checkbox"/> | <input type="checkbox"/> | Two or More Allotments (Sec 75 - 83 Bld Act) |
| <input checked="" type="checkbox"/> | <input type="checkbox"/> | <input type="checkbox"/> | Noise / sound insulation (airport & highway) |
| <input type="checkbox"/> | <input type="checkbox"/> | <input checked="" type="checkbox"/> | CTJ221 notice reviewed |
| Additional Comments | | | |

| Design Work | | | |
|---|--------------------------|-------------------------------------|---|
| N/A | No | Yes | Comments |
| Specific Design (Verified Online PS2, B1, B2, VM1) | | | |
| <input type="checkbox"/> | <input type="checkbox"/> | <input checked="" type="checkbox"/> | PS1 Design Certificate (B1 B2 VM1) |
| <input checked="" type="checkbox"/> | <input type="checkbox"/> | <input type="checkbox"/> | PS2 Peer Review (B1 B2 VM1) |
| <input type="checkbox"/> | <input type="checkbox"/> | <input checked="" type="checkbox"/> | Calculations (VM1) |
| <input type="checkbox"/> | <input type="checkbox"/> | <input checked="" type="checkbox"/> | CPEng (Verified Online) <u>Peter Bolton 56175</u> |
| Other Design | | | |
| <input type="checkbox"/> | <input type="checkbox"/> | <input checked="" type="checkbox"/> | Certificates of Design work |
| <input checked="" type="checkbox"/> | <input type="checkbox"/> | <input type="checkbox"/> | Declaration of owner-builder |
| <input type="checkbox"/> | <input type="checkbox"/> | <input checked="" type="checkbox"/> | LBP / Architect registration number <u>Michael Robertson 122320</u> |
| Additional Comments | | | |

Concrete / Foundation Plan (NZS 3604, NZS 4210 & 4229 E2/AS1)

N/A No Yes

Comments

Layout

Layout dimensions (NZS 3604)

Control joints (NZS 3604)

Slab thickening (NZS 3604, cl 7.5)

Alternative (specify reason)

N/A

Section

Depth & width (NZS 3604)

Reinforcement (NZS 3604;B2)

Plate fixings (NZS 3604:B2 cl 7.5)

DPM (NZS 3604;B2)

Engineer design and Calcs (B1;B2)

Concrete strength (B1;B2 cl 4.8.2)

Foundation wall tanking (B2, E2)

Alternative (specify reason)

N/A

Additional Comments

Timber/Subfloor (NZS3604 NZS 3602 & 3640, B1, B2)

N/A No Yes

Comments

Layout

Layout dimensions

RFI

Bearers details (B1;B2)

~~ENGINEER~~ BEARER - ENGINEER

Joist details (B1;B2)

125x45

Alternative (specify reason)

Section

Foundation type/size (NZS 3604;B2)

Driven 150 Ø SFD

Piles post sizes & treatment (NZS 3604;3602;3640;B2)

H5

Pile c/c (NZS 3604)

Fixing (NZS 3604;B2)

- RFI - Zone D

Coatings(durability) (NZS3604 ;B2)

Ventilation & Access to sub floor spaces (NZS 3604)

Alternative (specify reason)

ENGINEER

* If the addition is an upper storey show details on upgrading existing foundations, joints, piles, etc (may require Engineer design)

Additional Comments

Floor plans / layout (B1, B2, C1-4, D1, E3, F7, G1, G2, G12, G3, G9, G11, G13)

N/A No Yes

Comments

| | |
|--|---|
| <input type="checkbox"/> <input type="checkbox"/> <input checked="" type="checkbox"/> | Room dimensions |
| <input checked="" type="checkbox"/> <input type="checkbox"/> <input type="checkbox"/> | Sectional lines |
| <input checked="" type="checkbox"/> <input type="checkbox"/> <input type="checkbox"/> | Location of partitions |
| <input checked="" type="checkbox"/> <input type="checkbox"/> <input type="checkbox"/> | All designated spaces |
| <input checked="" type="checkbox"/> <input type="checkbox"/> <input type="checkbox"/> | Lintels (NZS 3604:B2) |
| <input checked="" type="checkbox"/> <input type="checkbox"/> <input type="checkbox"/> | Beams (NZS 3604, B2 by engineer) |
| <input type="checkbox"/> <input type="checkbox"/> <input checked="" type="checkbox"/> | (Point loads by engineer) or preailer (B1 B2) |
| <input type="checkbox"/> <input type="checkbox"/> <input checked="" type="checkbox"/> | Smoke detectors (F7) |
| <input checked="" type="checkbox"/> <input type="checkbox"/> <input type="checkbox"/> | Wet areas / WCs (D1, Table 2; B2) |
| <input checked="" type="checkbox"/> <input type="checkbox"/> <input type="checkbox"/> | Kitchen (G3) |
| <input checked="" type="checkbox"/> <input type="checkbox"/> <input type="checkbox"/> | Alternative (specify reason) |
| * Changes to existing work requires both an existing floor plan & a proposed floor plans. * Facility provided for washing utensils / food G3, Section 1.1 & Figure 1: * Preparation Area and Access to Facility Paragraphs 1.1.2 and 1.5 | |
| Additional Comments | |

Wall Framing (B1, B2, B3)

N/A No Yes

Comments

| | |
|--|--|
| <input type="checkbox"/> <input type="checkbox"/> <input type="checkbox"/> | Identify engineering / Structural items/ portals (B1 B2) |
| <input type="checkbox"/> <input type="checkbox"/> <input type="checkbox"/> | By preailer or to NZS 3604 (B1 B2) |
| <input type="checkbox"/> <input type="checkbox"/> <input type="checkbox"/> | Fixing types (NZS 3604 B1 B2) |
| <input type="checkbox"/> <input type="checkbox"/> <input type="checkbox"/> | Stud c/c as per wind zone (NZS 3604 B1 B2) N/A |
| <input type="checkbox"/> <input type="checkbox"/> <input type="checkbox"/> | Wall Cladding section |
| <input type="checkbox"/> <input type="checkbox"/> <input type="checkbox"/> | Stud heights of rooms (NZS 3604 B1 B2) |
| <input type="checkbox"/> <input type="checkbox"/> <input type="checkbox"/> | Alternative (specify reason) |
| Additional Comments | |

Roof (NZS 3604, 3602 & 3640 B1, B2, E2, E2/AS1).

N/A No Yes

Comments

Trussed / by preailer or Framed roof (NZS 3604)

| | |
|---|-------------------------------------|
| <input checked="" type="checkbox"/> <input type="checkbox"/> <input type="checkbox"/> | Fixing layout & details (B1 B2) |
| <input checked="" type="checkbox"/> <input type="checkbox"/> <input type="checkbox"/> | Correct layout (B1) |
| <input type="checkbox"/> <input type="checkbox"/> <input type="checkbox"/> | Max span (12m or Engineer) (B1) N/A |
| <input type="checkbox"/> <input type="checkbox"/> <input type="checkbox"/> | Purlin or batten c/c (B1 B2) |
| <input type="checkbox"/> <input type="checkbox"/> <input type="checkbox"/> | Rafters / Beams (B1 B2) |
| <input type="checkbox"/> <input type="checkbox"/> <input type="checkbox"/> | Ceiling joists, ceiling battens |
| <input type="checkbox"/> <input type="checkbox"/> <input type="checkbox"/> | Alternative (specify reason) |

Roof cladding - Metal ; Profiled Metal; Masonry, Membranes (Code E2, E2/AS1 B2)

| | |
|--|--|
| <input type="checkbox"/> <input type="checkbox"/> <input type="checkbox"/> | Pitch / profile / grade (E2) |
| <input type="checkbox"/> <input type="checkbox"/> <input type="checkbox"/> | Underlay (E2) |
| <input type="checkbox"/> <input type="checkbox"/> <input type="checkbox"/> | Flashings (E3;E2, B1 B2) N/A |
| <input type="checkbox"/> <input type="checkbox"/> <input type="checkbox"/> | Parapets (B1 E2 B2) |
| <input type="checkbox"/> <input type="checkbox"/> <input type="checkbox"/> | Membrane Roofs and substrate (Code E2/AS1 B2) |
| <input type="checkbox"/> <input type="checkbox"/> <input type="checkbox"/> | Gutters, Barges & Fascias detail (Refer E2, section 8.3, cl 8.3.9) |
| <input type="checkbox"/> <input type="checkbox"/> <input type="checkbox"/> | Alternative (specify reason) |

Installation of profiled metal roof cladding shall be by trained installers, approved by the tile manufacturer or NZ agent. In some cases experienced builders undertake installation, refer E2, section 8.4, cl 8.4.2 'General'

Additional Comments

Claddings (Code B1 & B2 E2/AS1, Branz good practice Guides & Weather tightness Vol 12&3)

N/A No Yes

Comments

| | | |
|--|---|-----|
| <input type="checkbox"/> <input type="checkbox"/> <input type="checkbox"/> | Risk matrix Cavity or direct (E2/AS1) | N/A |
| <input type="checkbox"/> <input type="checkbox"/> <input type="checkbox"/> | Building wrap (E2/AS1) | |
| <input type="checkbox"/> <input type="checkbox"/> <input type="checkbox"/> | Brick Veneer (E2/AS1; B2) | |
| <input type="checkbox"/> <input type="checkbox"/> <input type="checkbox"/> | Timber Weatherboard (E2 Branz Timber Guide Vol 1&2; B2) | |
| <input type="checkbox"/> <input type="checkbox"/> <input type="checkbox"/> | Stucco (B1 NZS 3604 Branz good practice guide; B2) | |
| <input type="checkbox"/> <input type="checkbox"/> <input type="checkbox"/> | Profiled Metal (E2 Metal Roofing Practice; B2) | |
| <input type="checkbox"/> <input type="checkbox"/> <input type="checkbox"/> | Plywood (E2; B2) | |
| <input type="checkbox"/> <input type="checkbox"/> <input type="checkbox"/> | Fibre Cement W/b (E2; B2) | |
| <input type="checkbox"/> <input type="checkbox"/> <input type="checkbox"/> | Board & Batten (Branz good practice guide; B2) | |
| <input type="checkbox"/> <input type="checkbox"/> <input type="checkbox"/> | Fibre Cement Sheet (E2; B2) | |
| <input type="checkbox"/> <input type="checkbox"/> <input type="checkbox"/> | Weatherlightness details (E2; B2) | |
| <input type="checkbox"/> <input type="checkbox"/> <input type="checkbox"/> | Alternative (specify reason) | |
| Additional Comments | | |

Bracing (NZS 3604 B1, B2, E3)

N/A No Yes

Comments

| | | |
|---|--|----------|
| <input type="checkbox"/> <input type="checkbox"/> <input checked="" type="checkbox"/> | Subfloor bracing (B1 & NZS 3604) | ENGINEER |
| <input type="checkbox"/> <input type="checkbox"/> <input type="checkbox"/> | Wall bracing (B1 & NZS 3604) | |
| <input type="checkbox"/> <input type="checkbox"/> <input type="checkbox"/> | Roof bracing (B1 & NZS 3604) | |
| <input type="checkbox"/> <input type="checkbox"/> <input type="checkbox"/> | Bracing calculations (B1 & NZS 3604) | |
| <input type="checkbox"/> <input type="checkbox"/> <input type="checkbox"/> | Provide bracing plan layout (B1 & NZS 3604) | |
| <input type="checkbox"/> <input type="checkbox"/> <input type="checkbox"/> | Double top plate (if > 5m) (B1 & NZS 3604. Required where ceiling lining density is less than 600kg per m3 e.g. pinex) | |
| <input type="checkbox"/> <input type="checkbox"/> <input type="checkbox"/> | Indicate dragon tie (if > 6m) (B1 & NZS 3604) | |
| <input type="checkbox"/> <input type="checkbox"/> <input type="checkbox"/> | Diaphragm ceilings (if > 7.5m) (B1 & NZS 3604) | |
| <input type="checkbox"/> <input type="checkbox"/> <input type="checkbox"/> | Check for distribution (B1 & NZS 3604) | |
| <input type="checkbox"/> <input type="checkbox"/> <input type="checkbox"/> | Alternative (specify reason) | |
| Additional Comments | | |

Light & Ventilation B1 G4, Clause 1.2; G4, clause 1.3 G7, G9, F2

N/A No Yes

Comments

| General | | |
|---|-----------------------------------|-----|
| <input checked="" type="checkbox"/> <input type="checkbox"/> <input type="checkbox"/> | Vent 5% (G4) | N/A |
| <input type="checkbox"/> <input type="checkbox"/> <input type="checkbox"/> | Light 10%. (G7) | |
| <input type="checkbox"/> <input type="checkbox"/> <input type="checkbox"/> | Electrical (G9) | |
| <input type="checkbox"/> <input type="checkbox"/> <input type="checkbox"/> | Mechanical ventilation (G4) | |
| <input type="checkbox"/> <input type="checkbox"/> <input type="checkbox"/> | Exterior space for awareness (G7) | |
| Glazing | | |
| <input type="checkbox"/> <input type="checkbox"/> <input type="checkbox"/> | Safety glass (F2) | |
| <input type="checkbox"/> <input type="checkbox"/> <input type="checkbox"/> | Wind zone (B1. NZS 3604 NZS4223) | |
| <input type="checkbox"/> <input type="checkbox"/> <input type="checkbox"/> | Visual manifestation (NZS 4223) | |
| <input type="checkbox"/> <input type="checkbox"/> <input type="checkbox"/> | Alternative (specify reason) | |
| Additional Comments | | |

Insulation (BRANZ Home Insulation Guide, NZS 4218, AS/NZS 2918)

N/A No Yes

Comments

| | |
|---|------------------------------|
| <input checked="" type="checkbox"/> <input type="checkbox"/> <input type="checkbox"/> | Floor (H1) |
| <input type="checkbox"/> <input type="checkbox"/> <input type="checkbox"/> | Wall (H1) |
| <input type="checkbox"/> <input type="checkbox"/> <input type="checkbox"/> | Roof (H1) |
| <input type="checkbox"/> <input type="checkbox"/> <input type="checkbox"/> | Windows / glazing (H1) |
| <input type="checkbox"/> <input type="checkbox"/> <input type="checkbox"/> | Alternative (specify reason) |
| Additional Comments | |

Stairs / Landings / Handrails (D1, sec 4)

N/A No Yes

Comments

| | |
|--|--|
| <input checked="" type="checkbox"/> <input type="checkbox"/> <input type="checkbox"/> | Stair tread & risers (D1) |
| <input type="checkbox"/> <input type="checkbox"/> <input type="checkbox"/> | Landing size (D1) |
| <input type="checkbox"/> <input type="checkbox"/> <input type="checkbox"/> | Handrail (D1) |
| <input type="checkbox"/> <input type="checkbox"/> <input type="checkbox"/> | Riser opening (min) where children (D1) |
| <input type="checkbox"/> <input type="checkbox"/> <input type="checkbox"/> | Head Height (D1) |
| <input type="checkbox"/> <input type="checkbox"/> <input type="checkbox"/> | Balustrading/guarding |
| <input type="checkbox"/> <input type="checkbox"/> <input type="checkbox"/> | Alternative (specify reason) |
| Stair type: Minor Private: Max rise 220mm/Min tread 220mm., Secondary Private: Max rise 200mm/Min tread 250mm, Main Private: Max rise 190mm/Min tread 280mm. (Main private includes exterior stairs) | |
| Additional Comments | |

Decks / Balconies / Barriers (D1, F4 & NZS 3604, Section 6 & 7)

N/A No Yes

Comments

| | |
|---|---|
| <input checked="" type="checkbox"/> <input type="checkbox"/> <input type="checkbox"/> | Barrier & deck fixing durability (D1 B1 B2 F4) |
| <input type="checkbox"/> <input type="checkbox"/> <input type="checkbox"/> | Top rails, balusters, bottom rails, palings (D1 B1) |
| <input type="checkbox"/> <input type="checkbox"/> <input type="checkbox"/> | If Engineer then calculations required (B1 B2) |
| <input type="checkbox"/> <input type="checkbox"/> <input type="checkbox"/> | Max 3m height or Engineer (B1 B2) |
| <input type="checkbox"/> <input type="checkbox"/> <input type="checkbox"/> | Deck joist sizes, grade, treatment, span & spacing (D1 B1 B2) |
| <input type="checkbox"/> <input type="checkbox"/> <input type="checkbox"/> | Piles & bearers the correct grade, treatment, size, spacing & span (D1 B1 B2) |
| <input type="checkbox"/> <input type="checkbox"/> <input type="checkbox"/> | Slip resistance (D1) |
| <input type="checkbox"/> <input type="checkbox"/> <input type="checkbox"/> | Appropriate waterproofing membrane (B1 B2) |
| <input type="checkbox"/> <input type="checkbox"/> <input type="checkbox"/> | Stringer size & connections (D1 B1 B2) |
| <input type="checkbox"/> <input type="checkbox"/> <input type="checkbox"/> | Thresholds (D1 E2) |
| <input type="checkbox"/> <input type="checkbox"/> <input type="checkbox"/> | Alternative (specify reason) |
| Additional Comments | |

Fire (Residential) (NZBC F7; Cdoc)

N/A No Yes

Comments

| | |
|--|---|
| <input checked="" type="checkbox"/> <input type="checkbox"/> <input checked="" type="checkbox"/> | Travel distances max 25m (C/AS1 T3.2) |
| <input type="checkbox"/> <input type="checkbox"/> <input checked="" type="checkbox"/> | Smoke detectors (F7) |
| <input checked="" type="checkbox"/> <input type="checkbox"/> <input type="checkbox"/> | Wood burners (F7) |
| <input checked="" type="checkbox"/> <input type="checkbox"/> <input type="checkbox"/> | Garage fire wall details (C7 (C7.10 C7.8) |
| <input checked="" type="checkbox"/> <input type="checkbox"/> <input type="checkbox"/> | Alternative (specify reason) |
| Additional Comments | |

Swimming Pool & Fencing *Fencing of Swimming Pools Act 1987*

N/A No Yes

Comments

Refer to Compliance for sign off

Specific Engineering Design

Proprietary system/design

Section/construction

Pool backwash discharging the sewer

Fence height

Gate(s) / door(s) open outward

N A

Ambiguity / Contradictions

N/A No Yes

Comments

Manufacturers Specs

Engineer compared with Designer/Arch

Any Other contradictions

Additional
Comments

N A

Alternative Solutions

Record assessment, decision and reasons for decisions below. Has the designer substantiated why they believe the proposal complies with the building code? Is there a determination on a similar proposal? Has corroborative evidence been provided (peer review, appraisal or determination)? Include reference to comparison with acceptable solutions, other documents / standards / best practice guides / publications, expert opinion, determinations, in-service history, product certification, professional judgment, building code objectives. Refer BRANZ Bulletin # 456 (Dec 2004). List any conditions / communications / actions:

This sheet relevant to plumbing & drainage only

N/A No Yes

Comments

General

| | |
|---|---|
| <input checked="" type="checkbox"/> <input type="checkbox"/> <input type="checkbox"/> | Kitchen area (G3/AS1) |
| <input type="checkbox"/> <input type="checkbox"/> <input type="checkbox"/> | Laundry <i>not shown on floor plan - note on plan</i> |
| <input checked="" type="checkbox"/> <input type="checkbox"/> <input type="checkbox"/> | Bathrooms |
| <input checked="" type="checkbox"/> <input type="checkbox"/> <input type="checkbox"/> | Location of sanitary fixtures |
| <input checked="" type="checkbox"/> <input type="checkbox"/> <input type="checkbox"/> | Plumbing layout |
| | Plumber's Reg no..... <i>TBA</i> Drainlayers Reg no..... <i>TBA</i> |

Additional Comments

Effluent Disposal Systems

| | |
|---|---|
| <input checked="" type="checkbox"/> <input type="checkbox"/> <input type="checkbox"/> | Engineering Site Investigation |
| <input checked="" type="checkbox"/> <input type="checkbox"/> <input type="checkbox"/> | Design Specification & Producer Statement |

The design criteria should include; Capacity based on bedroom numbers, Loading calculation, site evaluation, soil profile, site characteristics.

Additional Comments

connecting to town sewer

Water Supplies

| | |
|---|---|
| <input checked="" type="checkbox"/> <input type="checkbox"/> <input type="checkbox"/> | G12 |
| <input checked="" type="checkbox"/> <input type="checkbox"/> <input type="checkbox"/> | Town supply |
| <input type="checkbox"/> <input type="checkbox"/> <input type="checkbox"/> | Private scheme |
| <input checked="" type="checkbox"/> <input type="checkbox"/> <input type="checkbox"/> | Type & location <i>Council metered full supply to the balance of fixtures</i> |
| <input checked="" type="checkbox"/> <input type="checkbox"/> <input type="checkbox"/> | Alternative (specify reason) <i>10,000lt above ground tank</i> |

Additional Comments

P.C.TS applies ✓ form 164 provided ✓ form 159 provided copy emailed to Aldrin 11-21-18/3

Sanitary Drainage

| | |
|---|--|
| <input checked="" type="checkbox"/> <input type="checkbox"/> <input type="checkbox"/> | G13 |
| <input checked="" type="checkbox"/> <input type="checkbox"/> <input type="checkbox"/> | Layout <i>2x gully traps</i> |
| <input type="checkbox"/> <input type="checkbox"/> <input type="checkbox"/> | Council availability or |
| <input checked="" type="checkbox"/> <input type="checkbox"/> <input type="checkbox"/> | Septic tank design & calcs <i>1x Terminal vent</i> |
| <input checked="" type="checkbox"/> <input type="checkbox"/> <input type="checkbox"/> | Alternative (specify reason) |

Additional Comments

Stormwater Drainage

| | |
|---|------------------------------|
| <input checked="" type="checkbox"/> <input type="checkbox"/> <input type="checkbox"/> | E1 |
| <input checked="" type="checkbox"/> <input type="checkbox"/> <input type="checkbox"/> | Layout |
| <input type="checkbox"/> <input type="checkbox"/> <input type="checkbox"/> | Council availability |
| <input checked="" type="checkbox"/> <input type="checkbox"/> <input type="checkbox"/> | Alternative (specify reason) |

Additional Comments

stormwater to 10,000lt water storage tank (above ground) overflow to 5.0m³ Soakpit

Sanitary Plumbing

| | |
|---|------------------------------|
| <input checked="" type="checkbox"/> <input type="checkbox"/> <input type="checkbox"/> | G13 |
| <input checked="" type="checkbox"/> <input type="checkbox"/> <input type="checkbox"/> | Layout |
| <input checked="" type="checkbox"/> <input type="checkbox"/> <input type="checkbox"/> | Alternative (specify reason) |

Additional Comments

waste pipes to Gully traps

*Rates forms ✓ P40 P40 ✓ Service locations ✓ G13 checked ✓ No 221 Notice in edocs
D.P.F. not found ✓ provided mention no excavations Plan found ✓ 1996 R.C*

| Accessibility (D1, G5, F8, NZS 4121) | |
|--|---|
| N/A No Yes | |
| Comments | |
| <input type="checkbox"/> <input type="checkbox"/> <input type="checkbox"/> | |
| <input type="checkbox"/> <input type="checkbox"/> <input type="checkbox"/> | Car parks |
| <input type="checkbox"/> <input type="checkbox"/> <input type="checkbox"/> | Projections |
| <input type="checkbox"/> <input type="checkbox"/> <input type="checkbox"/> | Kerb ramps |
| <input type="checkbox"/> <input type="checkbox"/> <input type="checkbox"/> | Footpaths / Ramps / Landings |
| <input type="checkbox"/> <input type="checkbox"/> <input type="checkbox"/> | Entrances |
| <input type="checkbox"/> <input type="checkbox"/> <input type="checkbox"/> | Public Facilities |
| <input type="checkbox"/> <input type="checkbox"/> <input type="checkbox"/> | Lifts |
| <input type="checkbox"/> <input type="checkbox"/> <input type="checkbox"/> | Stairs |
| <input type="checkbox"/> <input type="checkbox"/> <input type="checkbox"/> | Stair / ramp/ handrails |
| <input type="checkbox"/> <input type="checkbox"/> <input type="checkbox"/> | Doorways / Doors / Corridors / Lobbies |
| <input type="checkbox"/> <input type="checkbox"/> <input type="checkbox"/> | Controls |
| <input type="checkbox"/> <input type="checkbox"/> <input type="checkbox"/> | Places of assembly / entertainment / Recreation |
| <input type="checkbox"/> <input type="checkbox"/> <input type="checkbox"/> | Warning Systems |
| <input type="checkbox"/> <input type="checkbox"/> <input type="checkbox"/> | Toilet Facilities / Laundering |
| <input type="checkbox"/> <input type="checkbox"/> <input type="checkbox"/> | Food preparation / accommodation |
| <input type="checkbox"/> <input type="checkbox"/> <input type="checkbox"/> | Signs |
| <input type="checkbox"/> <input type="checkbox"/> <input type="checkbox"/> | Residential Accessibility (D1) |
| Additional Comments | |

| Commercial Fire report (C/VM1, C/As1, C/AS2, C/A34, C/AS4, C/AS5, C/AS6, C/AS7, F6, F7, F8) | |
|--|--|
| N/A No Yes | |
| Comments | |
| <input type="checkbox"/> <input type="checkbox"/> <input type="checkbox"/> | |
| <input type="checkbox"/> <input type="checkbox"/> <input type="checkbox"/> | Risk Group |
| <input type="checkbox"/> <input type="checkbox"/> <input type="checkbox"/> | Fire cell separation /use of building |
| <input type="checkbox"/> <input type="checkbox"/> <input type="checkbox"/> | Life rating FRR |
| <input type="checkbox"/> <input type="checkbox"/> <input type="checkbox"/> | Property rating FRR |
| <input type="checkbox"/> <input type="checkbox"/> <input type="checkbox"/> | Occupancy numbers |
| <input type="checkbox"/> <input type="checkbox"/> <input type="checkbox"/> | Means of escape |
| <input type="checkbox"/> <input type="checkbox"/> <input type="checkbox"/> | Travel distances |
| <input type="checkbox"/> <input type="checkbox"/> <input type="checkbox"/> | External walls/unprotected areas / Cladding properties |
| <input type="checkbox"/> <input type="checkbox"/> <input type="checkbox"/> | Fire resistance to supporting elements/floors/ walls |
| <input type="checkbox"/> <input type="checkbox"/> <input type="checkbox"/> | Risks to/below escape routes |
| <input type="checkbox"/> <input type="checkbox"/> <input type="checkbox"/> | Fire safety systems |
| <input type="checkbox"/> <input type="checkbox"/> <input type="checkbox"/> | Internal surface linings |
| <input type="checkbox"/> <input type="checkbox"/> <input type="checkbox"/> | Signs |
| <input type="checkbox"/> <input type="checkbox"/> <input type="checkbox"/> | Hazardous agents / materials / substances on site |
| <input type="checkbox"/> <input type="checkbox"/> <input type="checkbox"/> | Referral to NZFS Fire Engineering unit |
| <input type="checkbox"/> <input type="checkbox"/> <input type="checkbox"/> | Alternative (specify reason) |
| Additional Comments | |

| Solid Waste (G15) | |
|--|-------------------------------|
| N/A No Yes | |
| Comments | |
| <input type="checkbox"/> <input type="checkbox"/> <input type="checkbox"/> | |
| <input type="checkbox"/> <input type="checkbox"/> <input type="checkbox"/> | Waste bin area |
| <input type="checkbox"/> <input type="checkbox"/> <input type="checkbox"/> | Environmental health referral |
| <input type="checkbox"/> <input type="checkbox"/> <input type="checkbox"/> | Alternative (specify reason) |
| Additional Comments | |

| | | |
|---|-------------------------------------|---|
| Change of Use – Sec 114: (Record decisions and basis for decisions – confirm whether sec 115 applies) | | |
| Date: | | |
| | | |
| | | |
| Alteration to Existing Building - Sec 112 (Record decisions and basis for decisions – confirm whether sec 118 applies and if so, has it been complied with?). List conditions / communications / actions: | | |
| Date: | 118 N/A. | |
| | U2. RELOCATION / FOUNDATION ONLY TO | |
| 20/3/15 | FULLY COMPLY | ✓ |
| Hazards – Sec 71-74: (Record decisions and basis for decisions – see under "site plan above already done") | | |
| Date: | | |
| | | |
| | | |
| Compliance Schedule – Sec 100 - 107: (Record if new / amended compliance schedule required, and attach copy of replica compliance schedule. Ensure that note is recorded on building consent that new / amended compliance schedule will be issued). | | |
| Date: | | |
| | | |
| | | |

Note :- Refer to the associate code clause along side each prompt above for compliance or reason of decision

Plan checked yet Unsatisfactory

Refer to the official request for further information correspondence (letter, email or phone call) for final list of required information. For acceptance of returned information refer to addendum to form 436.

Signature, name & date

Bldg: Atkinson, Alison Halliwell
20 March 2015

Plumbing: _____

Fire: _____

I am satisfied on reasonable grounds that the provisions of the Building Code are met and the

Building consent may be granted (refer Bld Act Sec 49(1))

No Further Information Requests have been made.

Signature, name & date

Bldg: _____
(for all pages except those listed below)

Simon Cook 18/3/2015
Plumbing: Portion only (relevant NZBC clauses E1, G10, G11, G12, G13)
(For pages 7 of 11 unless otherwise listed)


Fire: _____
(As listed on page 8 of 11)

This page is to be read in conjunction with the Request for Further Information (RFI) letter, email or phone correspondence (refer to pages 9 & 10 for phone correspondence) associated with BC

150114

| RFI# | Reason for acceptance of returned / revised information or reference to location within revised information of item accepted as complying with the provisions of the Building Code | Date reviewed and Satisfied on reasonable ground as complying with the Building Code |
|------|--|--|
| 1 | SUBFLOOR LAYOUT PROVIDED COMPLIES. 360 G B1. | |
| 2 | NOTATION ABOVE SH2 G 'ALL' FIXINGS | |
| | TO BE S/S. R2. | |
| | | DJK |
| | | 30/3/15 |
| | | |
| | | |
| | | |
| | | |
| | | |
| | | |
| | | |
| | | |
| | | |
| | | |

| Refusal of Consent | |
|--|---|
| <input type="checkbox"/> Letter one sent <input type="checkbox"/> Letter two sent | Consent Refused <input type="checkbox"/> Signature: Date: |

| | |
|--|---|
| <p>I am satisfied on reasonable grounds that the provisions of the Building Code are met and the Building consent may be granted (refer Building Act Sec 49(1)). All previous Further Information Requests now satisfactory.</p> <p>Building:  Signature, name and date Plumbing: Fire:</p> | <p>NOTE: ONLY PAGE 1 OF ADDENDUM WILL BE SIGNED BY THE AUTHORISED BUILDING CONTROL OFFICER</p> |
|--|---|

**Addenda to Form 436
Allocation of work to approvals officer outside current competency**

| Building Category | Circle Appropriate Category | 0 | 1 | 2 | 3 |
|-------------------|-----------------------------|---|---|---|---|
| | | | 1 | | |
| | | | | | |

| 1) Authorised by Team Leader of delegate | Level of supervision required | Reason for decision |
|--|--|---|
| Name, Signature & date: Stuart Napier 30-3-15 | Coaching Mentoring Peer review on completion Plan checked by Alison - closed by Jeremy. | In training Vetting one level above competency Other |
| 2) Approval Officer undertaking training | Record of Learning | Decision |
| Name, Signature & date: J L Wynn 30/3/15 Current competency level Category 0, 1 or 2 | | I am satisfied on reasonable grounds that the provisions of the Building Code are met and the building consent may be granted (Refer Bld Act 49(1)) |
| 3) Coach / Mentor / Peer reviewer | Training needs identified | Comments |
| Name, Signature & date: Stuart Napier 30/3/15 Current competency level Category 1, 2 or 3 | nil - Access was missing well spotted. | I am satisfied on reasonable grounds that the provisions of the Building Code are met and the building consent may be granted (Refer Bld Act 49(1)) |

Allocation Notes

- Categories of building are determined on receipt of application.
- All applications are re assessed for the category and allocated to each appropriate Officer at the earliest opportunity and then placed in processing shelves accordingly.
- Approvals staff are aware of their own competency level and check the allocation of work.
- Approvals staff may select, for training purpose, a consent 1 (one) category higher than their current competency for the purpose of increasing their skill level provided they gain approval from the Team Leader Building Consent Approvals. Once approval is given the Team Leader Building Consent Approvals will arrange for the appropriate supervision and final peer review.

HAZARD ASSESSMENT

Must be completed where the presence of a natural hazard has been identified in the PIM or Property/Project Information. To be filled in by Building Control staff

Building Consent number: 150114

Address: 200B Manly Street, Paraparaumu

Is the building work a new building? Yes No

Minor Works Addition The lesser of 25% of original floor area or 30m² Total floor area increase: X m² or X % (document this)

If the building work is close to the limits above discuss with Team Leader

Major Works Addition

1. Does a natural hazard exist on this property? - see Section 71(3) Building Act 2004

Coastal erosion/bank erosion/subsidence/inundation (flooding/overland flow/storm surge/tidal effects/ponding)/slippage (state)

The natural hazard is inundation – ponding

A natural hazard occurs at the rear of the site, and is on the edge of the overall ponding

The maximum depth will be 100mm which will include the 300mm freeboard. Thus if the freeboard is taken off the ponding does not occur within the site

2. Is the land “likely to be subject to the natural hazard”?

Note: 1 in 100 year return period for flooding is likely

The Q100 both indicate ponding to the section. The section is likely to be subjected to ponding in a 1:100 event

The Q50 doesn't not show ponding on the site

3. Section 71(1) Assessment: Is the land on which the building work is to be carried out subject to that hazard or likely to accelerate, worsen, or result in a natural hazard on that land?

Is the work taking place on an urban or rural site? How close is the hazard area to the proposed building work?

The natural hazard is on a urban section

The proposed locatable is not near the ponding

The proposed house has a floor level is approx. 500mm above ground level

4. Will the building work accelerate, worsen, or result in a natural hazard on the land or any other property?

If no go to Question 7

Record the Council experts spoken to (e.g. infrastructure/storm water engineers) and their comments.

Yes/No?

No The ponding occurs within the horizontal restriction under the DP for no build.

After discussion the, the actual build site is not within the ponding area.

The proposed house has a floor level 500mm above ground level

5. If answer to question above is yes then consider whether the land, building work or other property is protected
Will damage to the land or other property being remediated? If no-building consent will be refused.

N/A

6. Section 72 assessment:

- If the answer to the first question is no and the second question is yes then section 72 will be satisfied and building consent can be issued but notice will be required on land title.
- If the answers are not as above building consent will be refused

Will work accelerate, worsen, or result in a natural hazard on this or any other property – Section 72(a)?

No -

Is this land subject to a natural hazard – Section 72(b)?

Yes- to a small area to the rear of the property which

Is it reasonable to grant a waiver or modification – Section 72(c)? yes

Letter sent Yes / No by: No

Invoice created: -

Section 72 sent to be registered: -

Assessed by: (Name) Alison Helliwell

Date: 26th March 2015

Signature: 

Co-reviewed by: (Name)

Clare Steves

Date

26/3/15

Signature: 

Legend

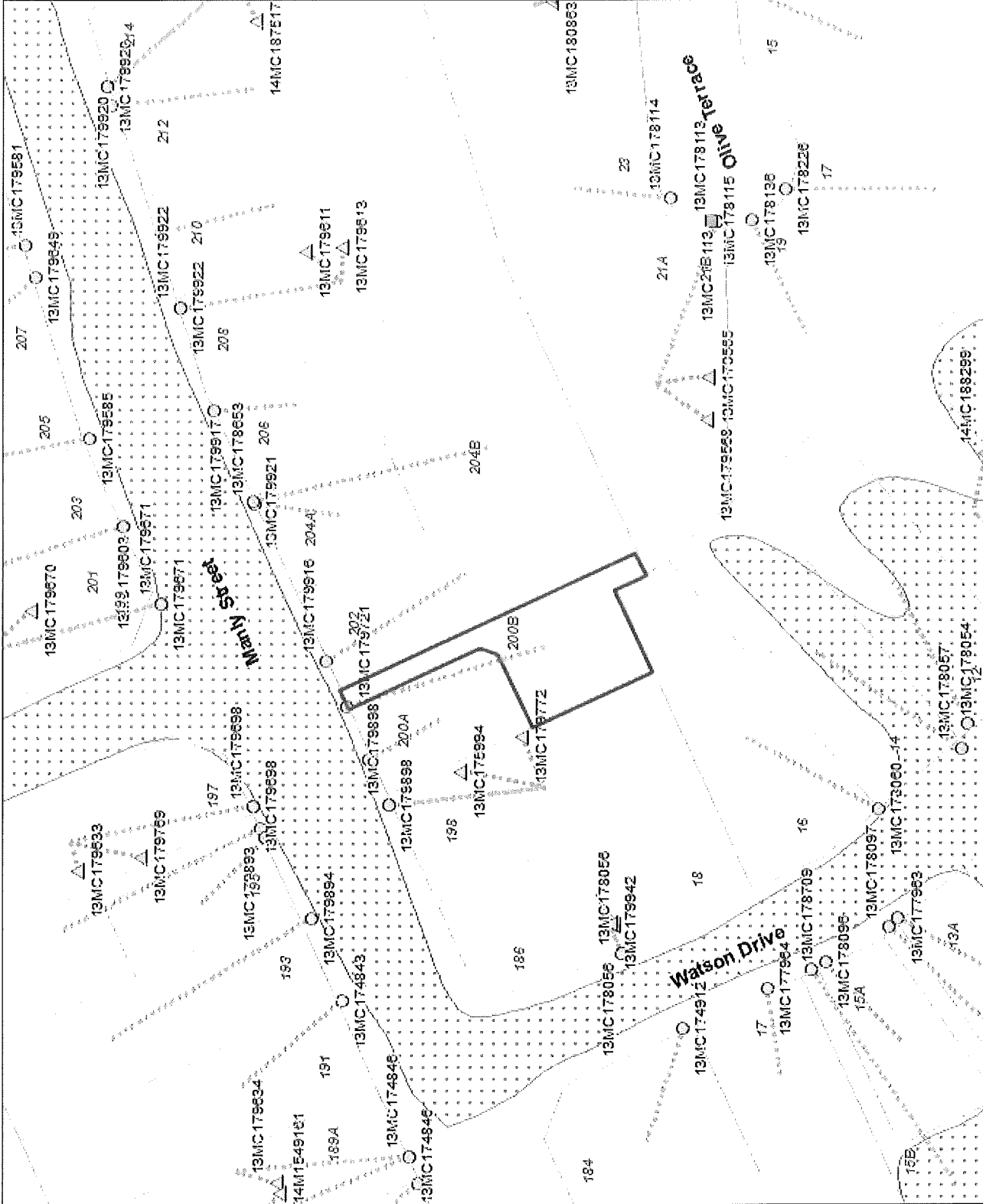
Parcel

- Primary meter
- △ Check meter
- ◐ No Val Ref
- ◑ KCDC meter
- ⊞ No Connection
- ✦ To be removed
- No Meter

Meter Property Link Line

- C
- P

Q50 draft1 9092014



Kapiti Coast District Council accepts no responsibility for incomplete or inaccurate information contained on this map. Use of this website is subject to, and constitutes acceptance of the conditions set out in our disclaimer. This publication is copyright reserved by the Kapiti Coast District Council. Cadastral and Topographic information is derived from Land Information New Zealand. CROWN COPYRIGHT RESERVED.



GoGet Inspection Audit Report

Consent No: **150114**
Applicant: **Mike Robertson**
Site Address: **200B Manly Street, Paraparaumu Beach**
Work Type: **Re-locate dwelling to site**

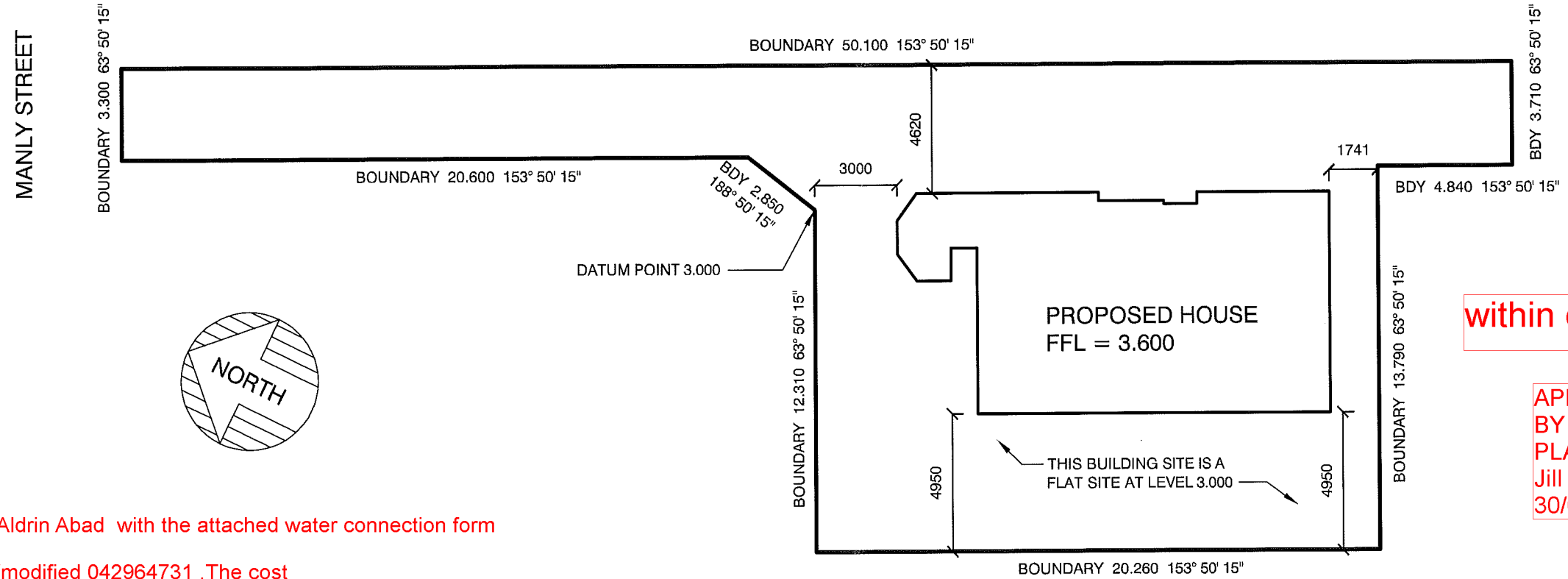
Inspection Type: **Preline Plumbing**
Inspection Outcome: **Fail**
Inspected By: **Gareth McCullagh**
Inspection Date: **22 January 2016 1:22 p.m.**
Duration: **30 minutes**

| Inspection Element | Status |
|---|---------------|
| General | Fail |
| Sighted previous inspection notes | Pass |
| Conforms with approved drawings no new kitchen layout | Fail |
| Confirm additional information/amended plan | N/A |
| Plumber | Pass |
| Soil pipe size and test | N/A |
| Pipes fixed/supported new main in Subfloor clipped and secure | Pass |
| System used | Pass |
| TRP line | N/A |
| Inbuilt S/W pipes tested | N/A |
| Vents terminated | N/A |
| Pressure test 1500 kpa and holding | Pass |
| Waste pipe size and test | N/A |
| Floor wastes | N/A |
| Shut off valves | Pass |
| Fire wraps and collars | N/A |

ENGINEERS DESIGN
This project contains elements specifically designed by an engineer. The owner/builder is required to ensure the engineer inspects the work and provides KCDC with written evidence of the inspection.

BOUNDARY LINES
The Owner/Builder is responsible for clearly defining the site boundary lines and pegs. This may require a survey. NOTE: established fences are not necessarily on the site boundary.

APPROVED BY BUILDING jeremyl OFFICER 30/03/2015



within coastal corrosion zone

APPROVED BY PLANNING Jill Burke 30/03/2015

The plumber is to contact Aldrin Abad with the attached water connection form (159) when the toby is to be changed/modified 042964731. The cost of this toby modification and any reinstatement work will be paid by the owner/agent when the invoice is sent out.

No Hose Taps or WC's to be on the town water supply permitted.

Water pipes running to w.c's and all hose taps are to be marked non potable for the entire length.

I recommend that the lid be secured of the water storage tank to prevent unauthorised access.

The water storage tank is to be topped up by a 600lt per day restricted supply from the second connection on the modified toby. No additional connections permitted. Two water mains required! one for house one for the tank.

Council's Manifold/meter box and base and lid are to be protected/reinstated if disturbed to original specification. The cost to reinstate any damage to Council's assets will be paid for by the contractor/property owner.

SITE PLAN SCALE 1:200

Ensure the tank used has water storage capacity of no less than 10,000lt. A producer statement from the tank manufacturer confirming this will need to be provided before a CCC can be issued.

LEGAL DESCRIPTION
LOT 2
DP 83579
SITE AREA = 460m sq
SITE COVERAGE =

SITE AREA = 460m sq
SITE COVERAGE = 110m sq = 24%

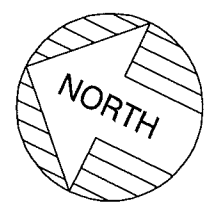
VERY HIGH WIND ZONE
COASTAL CORROSION ZONE D
PONDING ZONE - 100 YEAR FLOOD LEVEL = 3.1m

| | | | | |
|---|----------|------|------|-------|
| HOUSE RELOCATION 200B MANLY STREET PARAPARAUMU | | | | |
| SITE PLAN | | | | |
| Scale | Date | Job | Rev. | Sheet |
| 1:200 | MAR 2015 | 2032 | ---- | 01 |

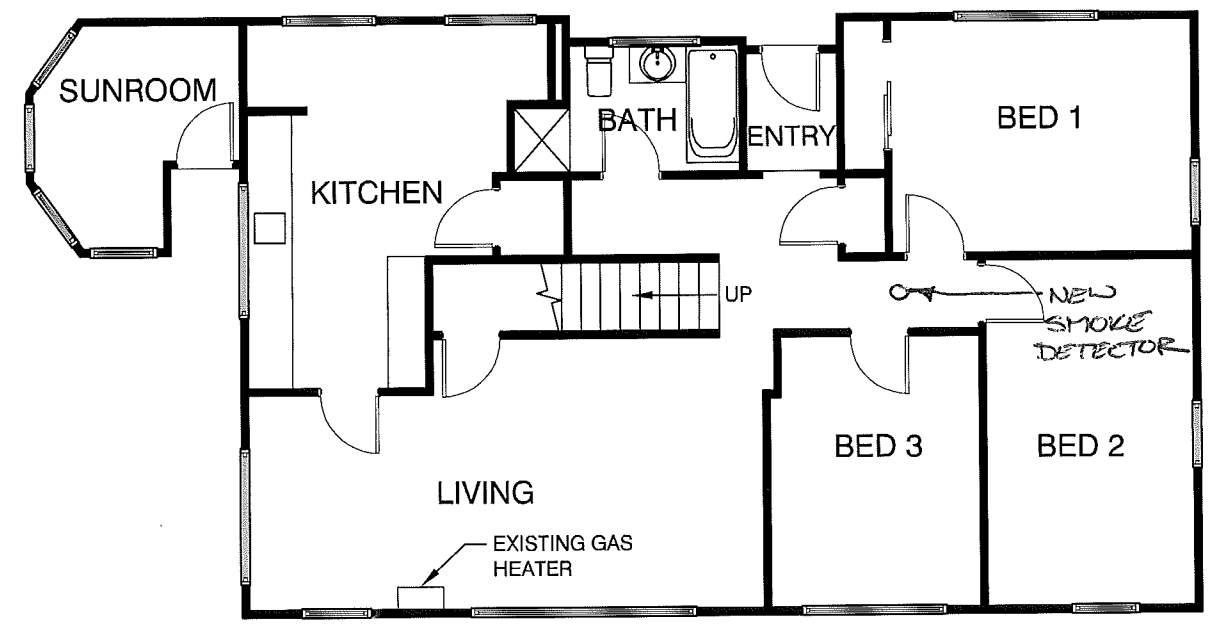
12 MAR 2015
BY:

← TO MANLY STREET

Main private stairways
Tread minimum 280mm
Riser maximum 190mm



BOUNDARY

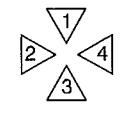


BOUNDARY

BOUNDARY

Ensure that provision is made for laundry facilities.

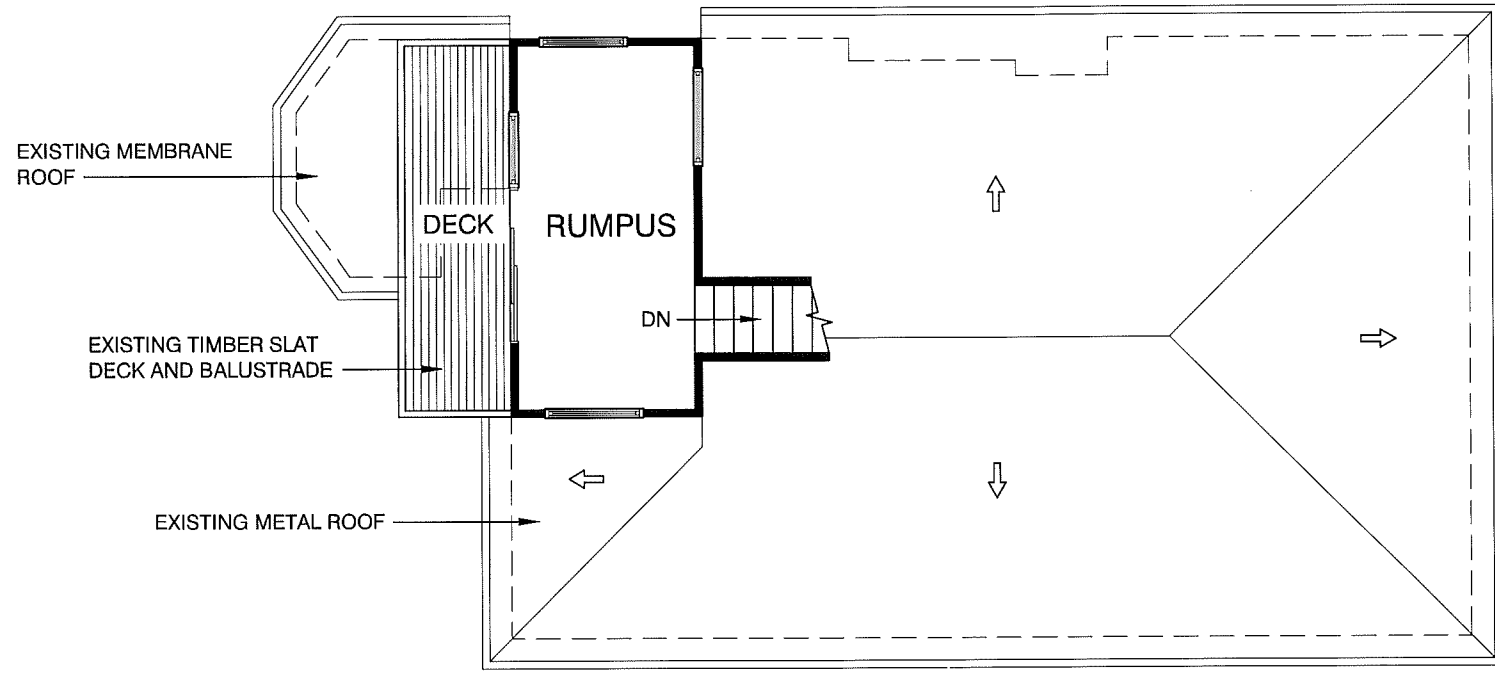
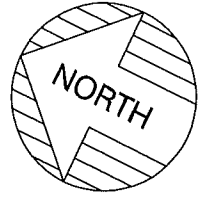
ELEVATION KEY



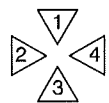
GROUND FLOOR PLAN

SCALE 1:100
FLOOR AREA = 107m sq

| | | | | |
|--|------------------|-------------|--------------|-------------|
| HOUSE RELOCATION 200B MANLY STREET PARAPARAUMU | | | | |
| GROUND FLOOR PLAN | | | | |
| Scale 1:100 | Date MAR 2015 | Job 2032 | Rev. ---- | Sheet 02 |



ELEVATION KEY



FIRST FLOOR PLAN

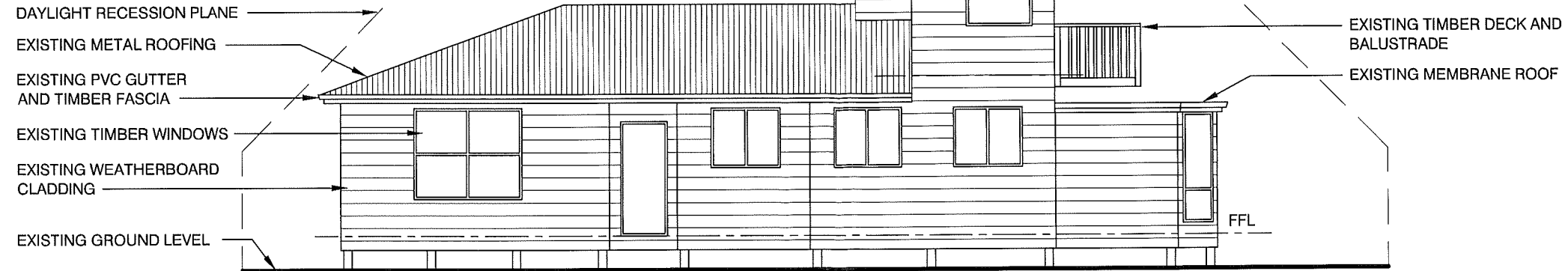
SCALE 1:100
FLOOR AREA = 13m sq + 7m sq DECK

HOUSE RELOCATION
200B MANLY STREET
PARAPARAUMU

FIRST FLOOR PLAN

| Scale | Date | Job | Rev. | Sheet |
|-------|----------|------|------|-------|
| 1:100 | MAR 2015 | 2032 | ---- | 03 |

12 MAR 2015



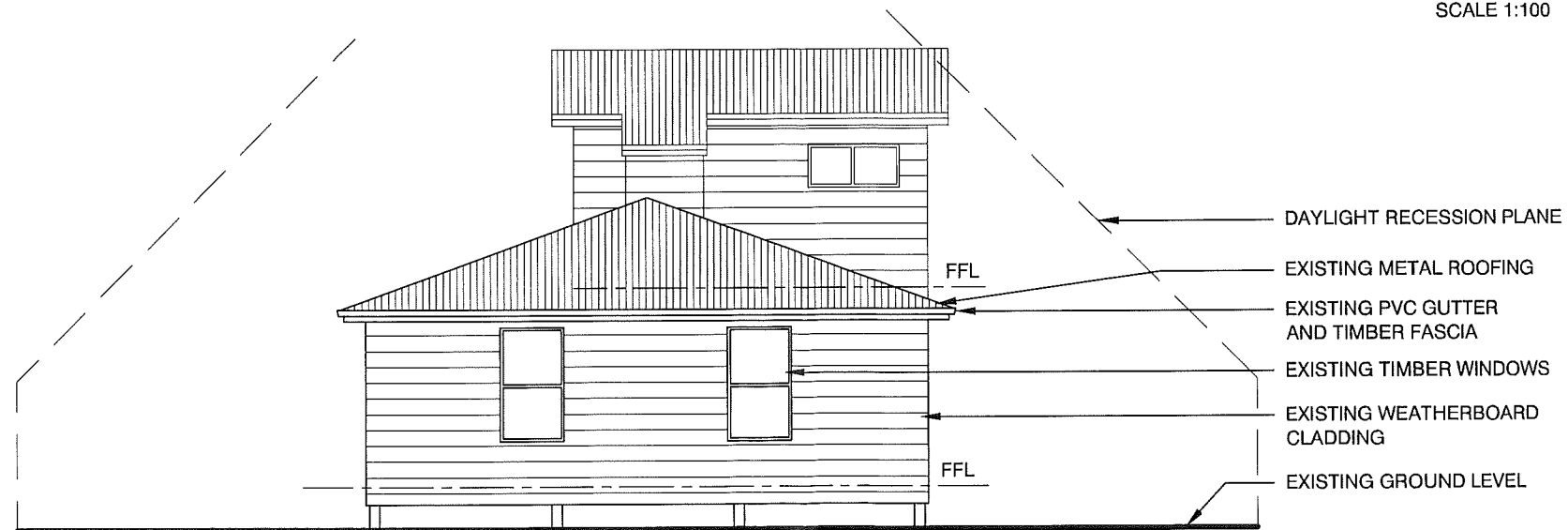
ELEVATION 1
SCALE 1:100



ELEVATION 2
SCALE 1:100



ELEVATION 3
SCALE 1:100



ELEVATION 4
SCALE 1:100

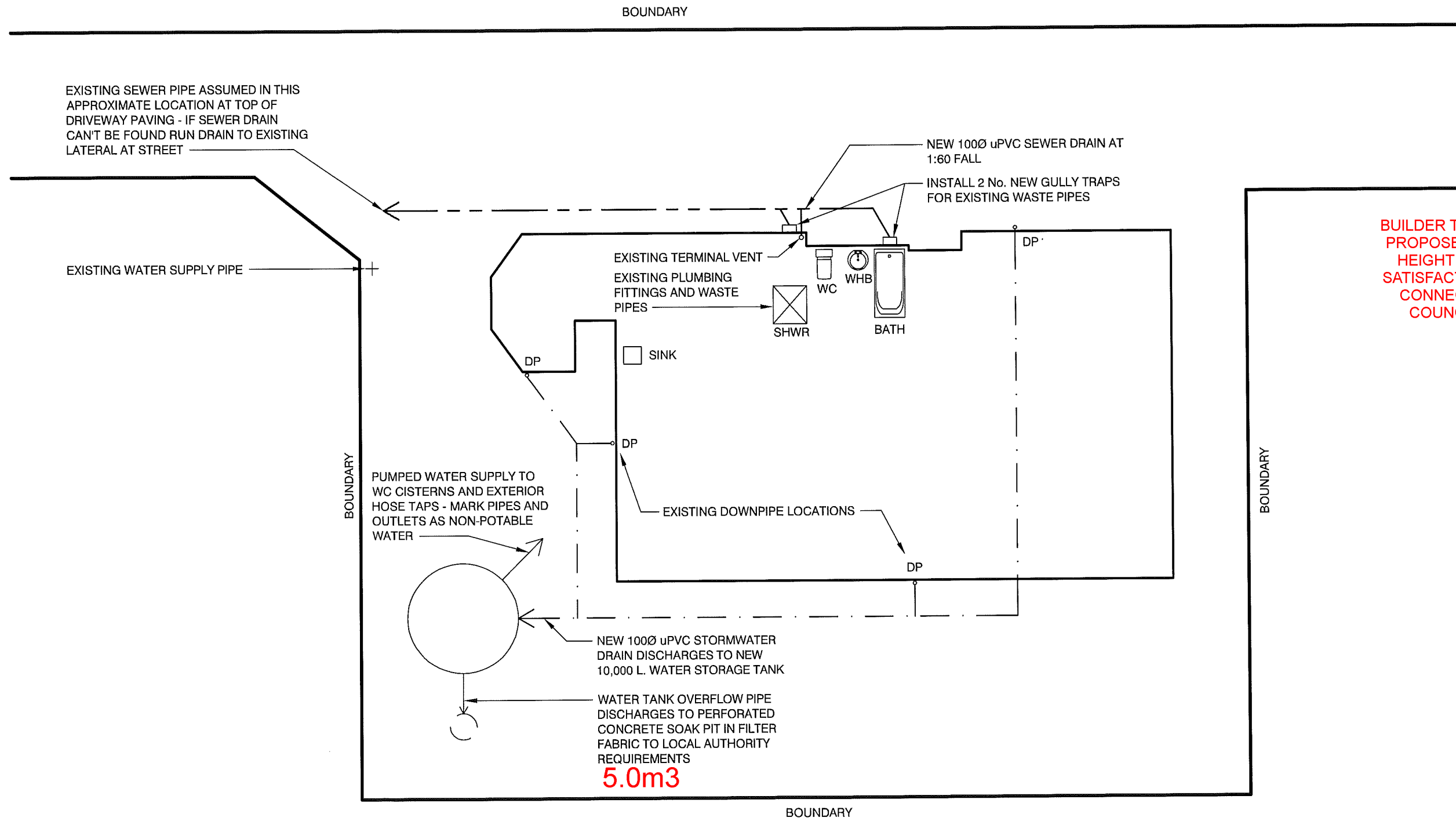
HOUSE RELOCATION
200B MANLY STREET
PARAPARAUMU

ELEVATIONS

| Scale | Date | Job | Rev. | Sheet |
|-------|----------|------|------|-------|
| 1:100 | MAR 2015 | 2032 | ---- | 04 |

REVISED
12 MAR 2015
BY

A drainage inspection is required.



EXISTING SEWER PIPE ASSUMED IN THIS APPROXIMATE LOCATION AT TOP OF DRIVEWAY PAVING - IF SEWER DRAIN CAN'T BE FOUND RUN DRAIN TO EXISTING LATERAL AT STREET

EXISTING WATER SUPPLY PIPE

NEW 100Ø uPVC SEWER DRAIN AT 1:60 FALL

INSTALL 2 No. NEW GULLY TRAPS FOR EXISTING WASTE PIPES

EXISTING TERMINAL VENT
EXISTING PLUMBING FITTINGS AND WASTE PIPES

WC

WHB

BATH

SINK

DP

DP

BOUNDARY

PUMPED WATER SUPPLY TO WC CISTERNS AND EXTERIOR HOSE TAPS - MARK PIPES AND OUTLETS AS NON-POTABLE WATER

EXISTING DOWNPIPE LOCATIONS

DP

BOUNDARY

NEW 100Ø uPVC STORMWATER DRAIN DISCHARGES TO NEW 10,000 L. WATER STORAGE TANK

WATER TANK OVERFLOW PIPE DISCHARGES TO PERFORATED CONCRETE SOAK PIT IN FILTER FABRIC TO LOCAL AUTHORITY REQUIREMENTS

5.0m³

BOUNDARY

BUILDER TO ENSURE THAT PROPOSED FOUNDATION HEIGHT WILL ALLOW A SATISFACTORY DRAINAGE CONNECTION TO THE COUNCILS SEWER.

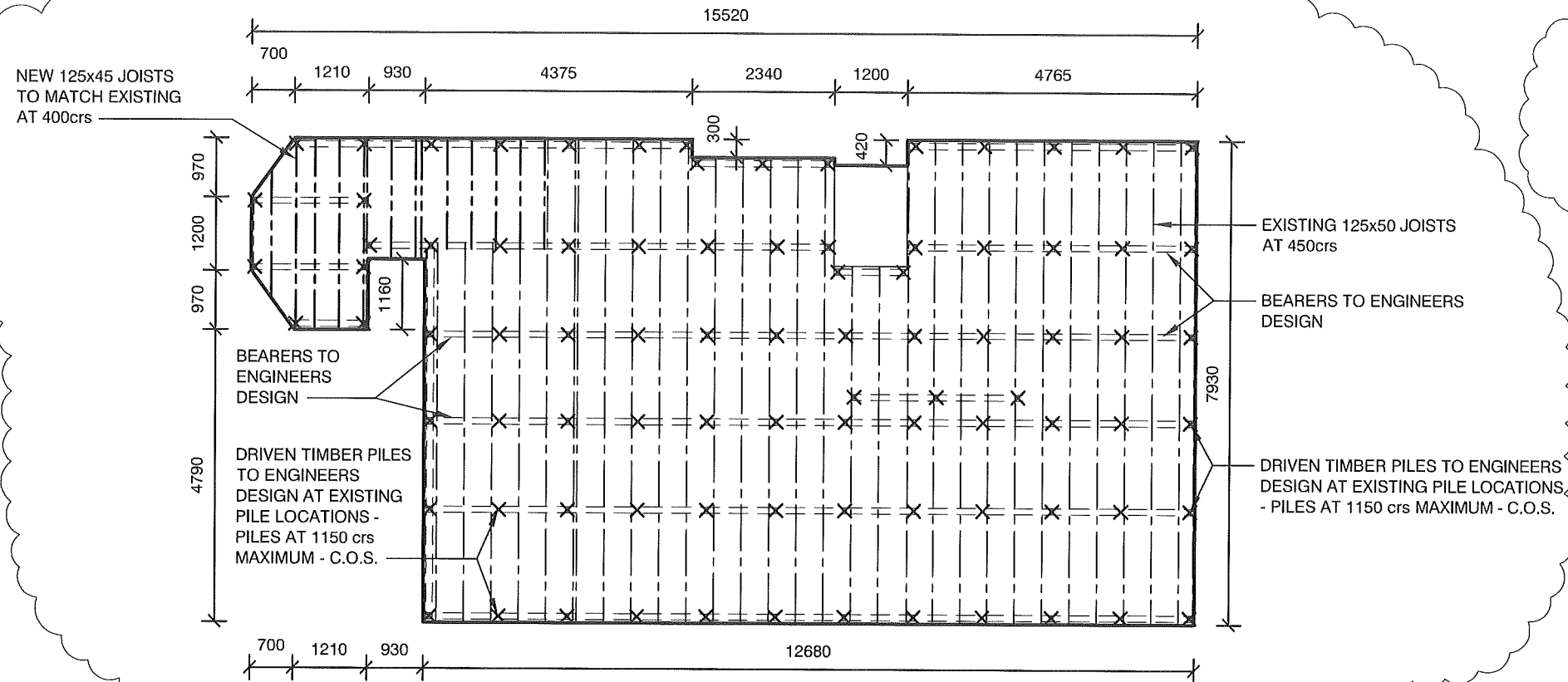
A CERTIFYING PLUMBER/DRAINLAYER TO FILL OUT ATTACHED PRODUCER STATEMENT FORMS AND RETURN TO COUNCIL .ALSO PROVIDE NEAT ASBUILT DRAINAGE PLAN SHOWING SEWER STORMWATER AND WATER.

NOTES
- ALL NEW PLUMBING AND DRAINAGE TO BE IN ACCORDANCE WITH NZBC G13 AND LOCAL AUTHORITY REQUIREMENTS

DRAINAGE PLAN
SCALE 1:100

| | | | | |
|--|------------------|-------------|--------------|-------------|
| HOUSE RELOCATION 200B MANLY STREET PARAPARAUMU | | | | |
| DRAINAGE PLAN | | | | |
| Scale 1:100 | Date MAR 2015 | Job 2032 | Rev. ---- | Sheet 05 |

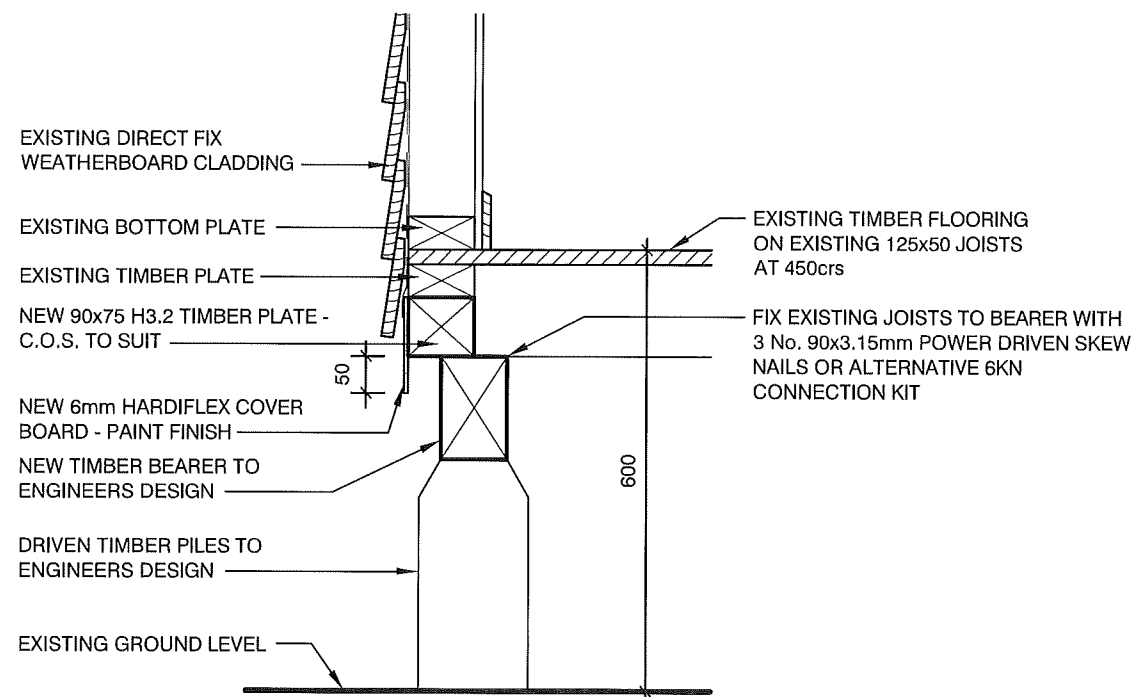
BC 150114



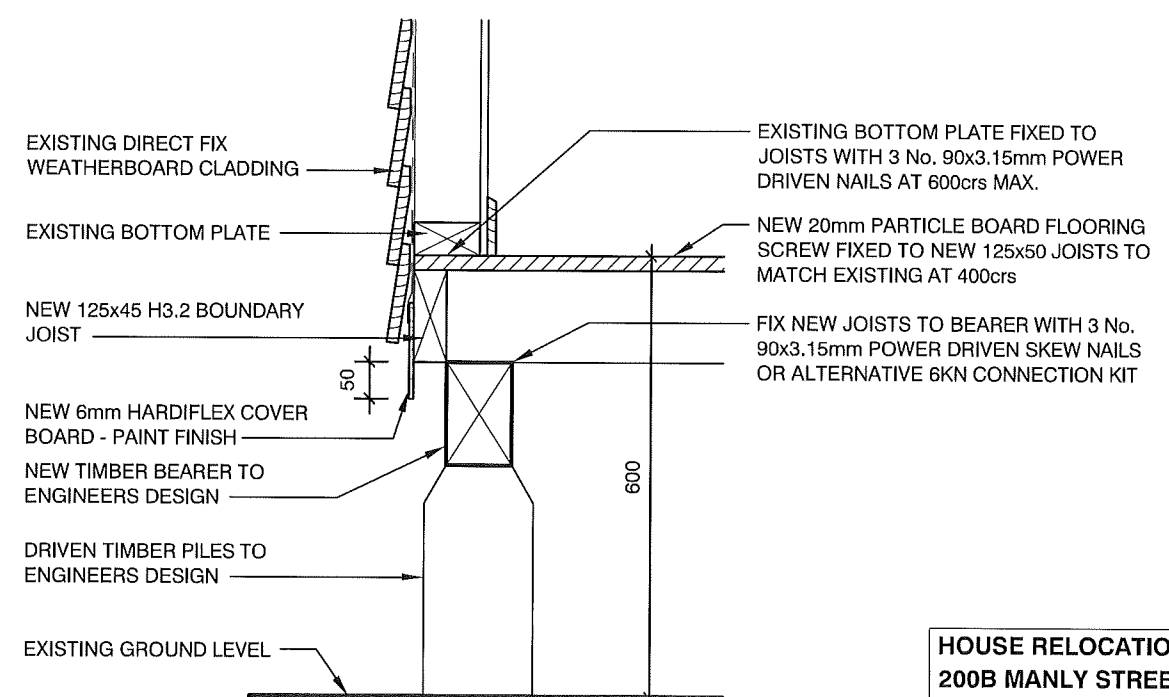
NOTES :
 DRIVEN PILES AND BEARER DESIGN BY ENGINEER
 SUB-FLOOR BRACING BY ENGINEER
 JOIST / BEARER / PILE CONNECTIONS TO ENGINEERS DESIGN
 ALL FIXINGS AND CONNECTIONS TO BE S.S.

30 MAR 2015

FOUNDATION PLAN
 SCALE 1:100



FOUNDATION DETAIL - EXISTING JOISTS
 SCALE 1:10




FOUNDATION DETAIL - NEW JOISTS
 SCALE 1:10

| | | | | |
|--|------------------|-------------|-----------|-------------|
| HOUSE RELOCATION 200B MANLY STREET PARAPARAUMU | | | | |
| FOUNDATION PLAN | | | | |
| Scale 1:100 | Date MAR 2015 | Job 2032 | Rev. A | Sheet 06 |

000007

12 MAR 2015



Building Code Clause(s).....

PRODUCER STATEMENT – PS1 – DESIGN

(Guidance notes on the use of this form are printed on page 2)

ISSUED BY:.....BASE CONSULTING ENGINEERS LTD.....
(Design Firm)
TO:.....MR. T. ATKINSON.....
(Owner/Developer)
TO BE SUPPLIED TO:.....KAPITI COAST DISTRICT COUNCIL.....
(Building Consent Authority)
IN RESPECT OF:.....ATKINSON DWELLING
(Description of Building Work)
AT:....200 B MANLY STREET, PARAPARAUMU
(Address)
..... LOT..... DP..... SO.....

All work carried out under jurisdiction of producer statement to meet the engineer's requirements fully. Engineer to sign off work supervision after construction

We have been engaged by the owner/developer referred to above to provide THE STRUCTURAL DESIGN FOR:-

Driven timber pile Foundations & Bearers services in respect of the requirements of
(Extent of Engagement)

Clause(s) ...B1: VM1.....of the Building Code for
All [] or Part only [x] (as specified in the attachment to this statement), of the proposed building work.

The design carried out by us has been prepared in accordance with:

[x] Compliance Documents issued by the Ministry of Business, Innovation & Employment B1 VM1: AS/NZS: 1170:
NZS: 3603 or

(verification method / acceptable solution)

Alternative solution as per the attached schedule.....

The proposed building work covered by this producer statement is described on the drawings titled ATKINSON

DWELLING and numbered 15001.....;
together with the specification, and other documents set out in the schedule attached to this statement.

On behalf of the Design Firm, and subject to:

- (i) Site verification of the following design assumptions Ground conditions advised unsatisfactory
(ii) All proprietary products meeting their performance specification requirements;

I believe on reasonable grounds that a) the building, if constructed in accordance with the drawings, specifications, and
other documents provided or listed in the attached schedule, will comply with the relevant provisions of the Building Code
and that b), the persons who have undertaken the design have the necessary competency to do so. I also recommend
the following level of construction monitoring/observation:

[] CM1 [x] CM2 [] CM3 [] CM4 [] CM5 (Engineering Categories) Or [] as per agreement with owner/developer (Architectural)

I,PETER BOLTON..... am:
(Name of Design Professional)

[x] CPEng56179.....#

[] Reg Arch #

I am a Member of : [x] IPENZ [] NZIA and hold the following qualifications:.....BE CIVIL.....

The Design Firm issuing this statement holds a current policy of Professional Indemnity Insurance no less than
\$200,000*.

The Design Firm is a member of ACENZ: []

SIGNED BYPETER BOLTON..... ON BEHALF OF BASE CONSULTING ENGINEERS LTD
(Design Firm)

Date... 09/03/15..... (signature).....

Note: This statement shall only be relied upon by the Building Consent Authority named above. Liability under this statement accrues to the
Design Firm only. The total maximum amount of damages payable arising from this statement and all other statements provided to the Building
Consent Authority in relation to this building work, whether in contract, tort or otherwise (including negligence), is limited to the sum of
\$200,000*.

GUIDANCE ON USE OF PRODUCER STATEMENTS

Producer statements were first introduced with the Building Act 1991. The producer statements were developed by a combined task committee consisting of members of the New Zealand Institute of Architects, Institution of Professional Engineers New Zealand, Association of Consulting Engineers New Zealand in consultation with the Building Officials Institute of New Zealand. The original suit of producer statements has been revised at the date of this form as a result of enactment of the Building Act (2004) by these organisations to ensure standard use within the industry.

The producer statement system is intended to provide Building Consent Authorities (BCAs) with reasonable grounds for the issue of a Building Consent or a Code Compliance Certificate, without having to duplicate design or construction checking undertaken by others.

PS1 Design Intended for use by a suitably qualified independent design professional in circumstances where the BCA accepts a producer statement for establishing reasonable grounds to issue a Building Consent;

PS2 Design Review Intended for use by a suitably qualified independent design professional where the BCA accepts an independent design professional's review as the basis for establishing reasonable grounds to issue a Building Consent;

PS3 Construction Forms commonly used as a certificate of completion of building work are Schedule 6 of NZS 3910:2013 or Schedules E1/E2 of NZIA's SCC 2011²

PS4 Construction Review Intended for use by a suitably qualified independent design professional who undertakes construction monitoring of the building works where the BCA requests a producer statement prior to issuing a Code Compliance Certificate.

This must be accompanied by a statement of completion of building work (Schedule 6).

The following guidelines are provided by ACENZ, IPENZ and NZIA to interpret the Producer Statement.

Competence of Design Professional

This statement is made by a Design Firm that has undertaken a contract of services for the services named, and is signed by a person authorised by that firm to verify the processes within the firm and competence of its designers.

A competent design professional will have a professional qualification and proven current competence through registration on a national competence based register, either as a Chartered Professional Engineer (CPEng) or a Registered Architect.

Membership of a professional body, such as the Institution of Professional Engineers New Zealand (IPENZ) or the New Zealand Institute of Architects (NZIA), provides additional assurance of the designer's standing within the profession. If the design firm is a member of the Association of Consulting Engineers New Zealand (ACENZ), this provides additional assurance about the standing of the firm.

Persons or firms meeting these criteria satisfy the term "suitably qualified independent design professional".

*Professional Indemnity Insurance

As part of membership requirements, ACENZ requires all member firms to hold Professional Indemnity Insurance to a minimum level.

The PI Insurance minimum stated on the front of this form reflects standard, small projects. If the parties deem this inappropriate for large projects the minimum may be up to \$500,000.

Professional Services during Construction Phase

There are several levels of service which a Design Firm may provide during the construction phase of a project (CM1-CM5 for Engineers³). The Building Consent Authority is encouraged to require that the service to be provided by the Design Firm is appropriate for the project concerned.

Requirement to provide Producer Statement PS4

Building Consent Authorities should ensure that the applicant is aware of any requirement for producer statements for the construction phase of building work at the time the building consent is issued as no design professional should be expected to provide a producer statement unless such a requirement forms part of the Design firm's engagement.

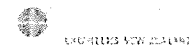
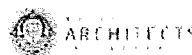
Attached Particulars

Attached particulars referred to in this producer statement refer to supplementary information appended to the producer statement.

Refer Also:

- 1 Conditions of Contract for Building & Civil Engineering Construction NZS 3910: 2013
- 2 NZIA Standard Conditions of Contract SCC 2011
- 3 Guideline on the Briefing & Engagement for Consulting Engineering Services (ACENZ/IPENZ 2004)
- 4 PN Guidelines on Producer Statements

www.acenz.org.nz
www.ipenz.org.nz
www.nzia.co.nz



Memorandum from licensed building practitioner: Certificate of design work

Section 45 and Section 30C, Building Act 2004

Please fill in the form as fully and correctly as possible.

If there is insufficient room on the form for requested details, please continue on another sheet and attach the additional sheet(s) to this form.

THE BUILDING

Street address: 200 B MANLY STREET

Suburb

Town/City: PARAPARAUMU

Postcode:

THE OWNER

Name: MR. T. ATKINSON

Mailing address:

Suburb:

PO Box/Private Bag:

Town/City:

Postcode:

Phone number:

Email address:

BASIS FOR PROVIDING THIS MEMORANDUM

| | |
|---|---|
| I am providing this memorandum in my role as the: Please tick the option that applies (✓) | |
| () | sole designer of all of the RBW design outlined in this memorandum – I carried out all of the RBW design myself – no other person will be providing any additional memoranda for the project |
| () | lead designer who carried out some of the RBW design myself but also supervised other designers – this memorandum covers their RBW design work as well as mine, and no other person will be providing any additional memoranda for the project |
| () | lead designer for all but specific elements of RBW – this memorandum only covers the RBW design work that I carried out or supervised and the other designers will provide their own memoranda relating to their specific RBW design |
| (✓) | specialist designer who carried out specific elements of RBW design work as outlined in this memorandum – other designers will be providing a memorandum covering the remaining RBW design work |

IDENTIFICATION OF DESIGN WORK THAT IS RESTRICTED BUILDING WORK (RBW)

I, Peter Bolton, carried out the following design work that is restricted building work

PRIMARY STRUCTURE: B1

| Design work that is restricted building work | Description | Carried out/ supervised | Reference to plans and specifications |
|--|---|---|---------------------------------------|
| Tick(✓) if included Cross (X) if excluded | [If appropriate, provide details of the restricted building work] | [Specify whether you carried out this design work or supervised someone else carrying out this design work] | [If appropriate, specify references] |

Primary structure

| | | | | |
|------------------------------------|-----|--------------------------------|-----------------------------------|-------|
| All RBW Design work relating to B1 | () | | () Carried out () Supervised | |
| Foundations and subfloor framing | (√) | Driven timber pile Foundations | (√) Carried out () Supervised | 15001 |
| Walls | () | | () Carried out () Supervised | |
| Roof | () | | () Carried out () Supervised | |
| Columns and beams | () | | () Carried out () Supervised | |
| Bracing | () | | () Carried out () Supervised | |
| Other | (√) | Bearers | (√) Carried out () Supervised | 15001 |

EXTERNAL MOISTURE MANAGEMENT SYSTEMS: E2

| | | | | |
|--|-----|--|-----------------------------------|--|
| All RBW design work relating to E2 | () | | () Carried out () Supervised | |
| Damp proofing | () | | () Carried out () Supervised | |
| Roof cladding or roof cladding system | () | | () Carried out () Supervised | |
| Ventilation system (for example, subfloor or cavity) | () | | () Carried out () Supervised | |
| Wall cladding or wall cladding system | () | | () Carried out () Supervised | |
| Waterproofing | () | | () Carried out () Supervised | |
| Other | () | | () Carried out () Supervised | |

FIRE SAFETY SYSTEMS: C1 – C6

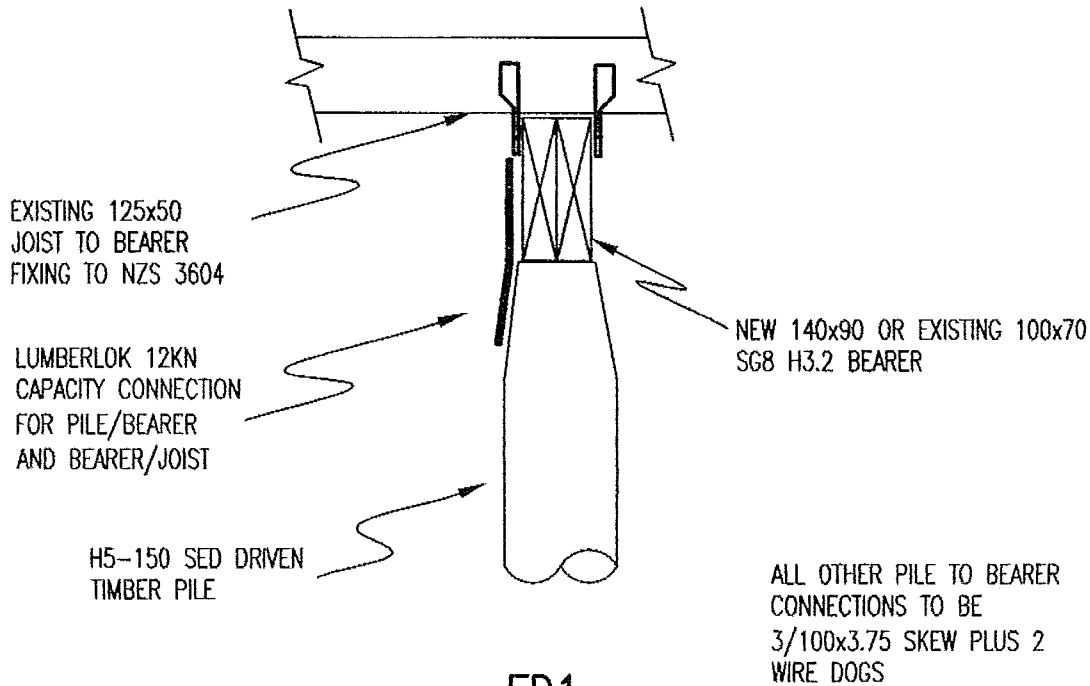
| | | | | |
|---|-----|--|-----------------------------------|--|
| Emergency warning systems, evacuation and fire service operation systems, | () | | () Carried out () Supervised | |
|---|-----|--|-----------------------------------|--|

Job ATKINSON DWELLING
200B MANLY STREET PARAPARAUMU

By P BOLTON

Date 9/03/15

REFER ARCH DRWGS BY M ROBERTSON FOR DETAILS
AND DIMENSIONS OF SUBFLOOR LAYOUT



FD1
PILE TYPE "A"

FD1 APPLIES TO PILES AT 6000MM CENTRES MAX EACH WAY

NOTES:

PILES TO BE DRIVEN TO A SET
NOT EXCEEDING 150mm PER 10 BLOWS FOR 480kg HAMMER FALLING 1000mm.

MINIMUM DEPTH OF EMBEDMENT TO BE 3000 MM

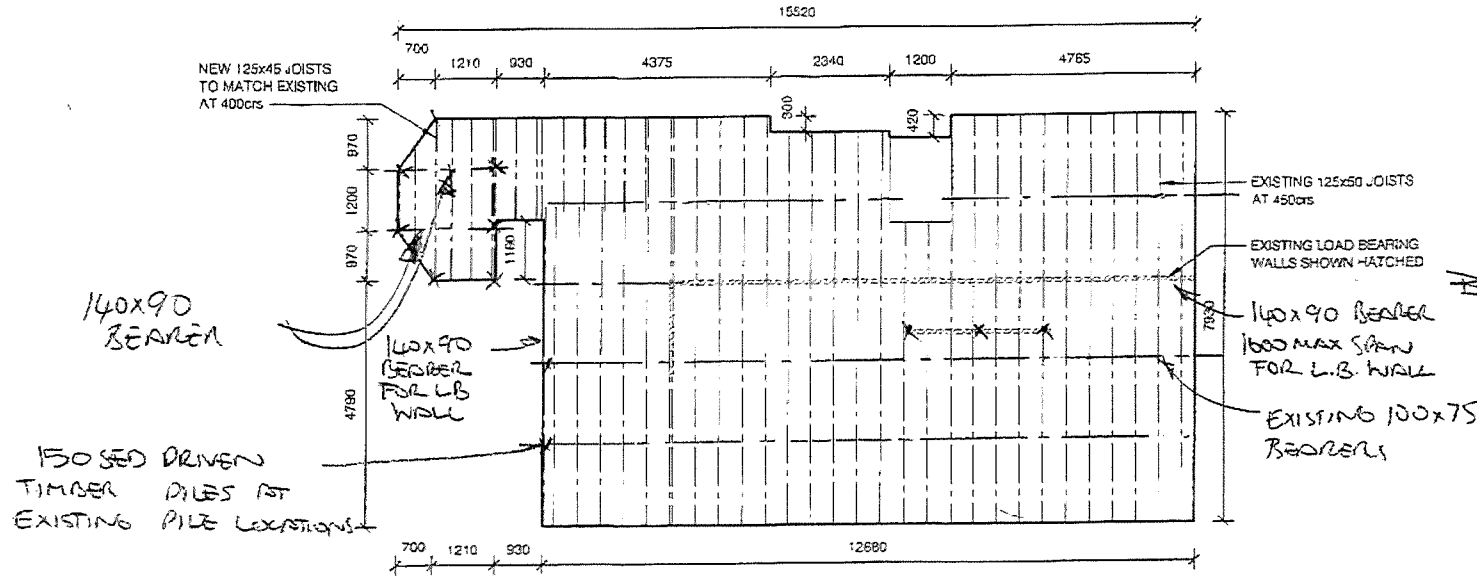
RECORD ALL PILE SETS AND LENGTHS AND SUBMIT COPY TO KCDC

CLIENT TO DETERMINE WHAT INSPECTIONS BY THE ENGINEER ARE REQUIRED

PROVIDE 24 HOURS NOTICE FOR INSPECTIONS

A PS4 CAN ONLY BE ISSUED IF INSPECTIONS HAVE BEEN
CARRIED OUT BY BASE CONSULTING ENGINEERS LTD

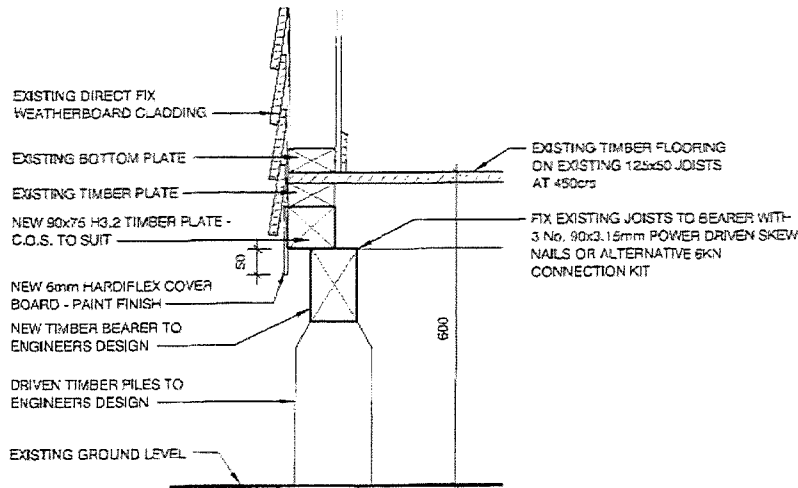
THE CLIENT SHALL RETAIN A COPY OF ALL DOCUMENTS FOR FUTURE REFERENCE



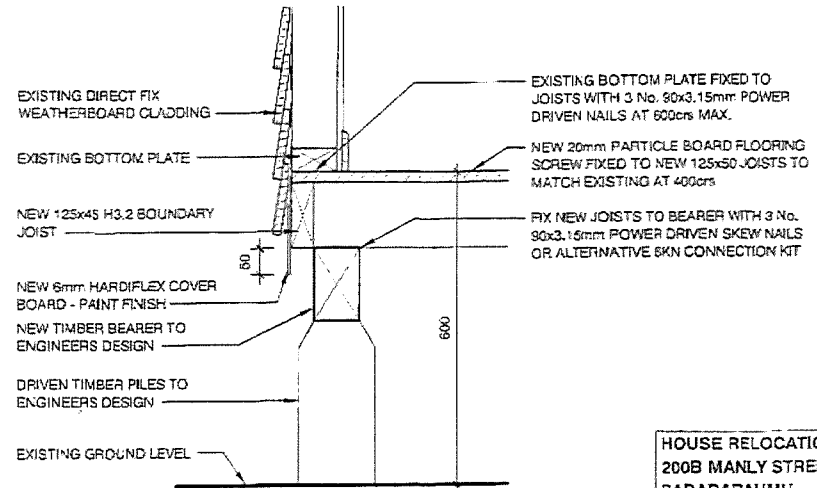
NOTES:
 DRIVEN PILES AND BEARER DESIGN BY ENGINEER
 SUB-FLOOR BRACING BY ENGINEER
 JOIST / BEARER / PILE CONNECTIONS TO ENGINEERS DESIGN

15001 - SK2
 SUBFLOOR AMENDMENTS
 Base Consulting Engineers Ltd
 9-3-15

FOUNDATION PLAN
 SCALE 1:100



FOUNDATION DETAIL - EXISTING JOISTS
 SCALE 1:10



FOUNDATION DETAIL - NEW JOISTS
 SCALE 1:10

HOUSE RELOCATION
 200B MANLY STREET
 PARAPARAUMU

FOUNDATION PLAN

| Scale | Date | Job | Rev. | Sheet |
|-------|----------|------|------|-------|
| 1:100 | MAR 2015 | 2032 | — | 06 |



Job ATKINSON DRAWING
200 B Manly St PARRAMATTA

By P. BOUTON

Date 6/3/15

PREAMBLE

To provide the structural design for foundations for proposed relocated dwelling.

Test pile have been driven, confirming ground conditions are unsatisfactory.
Piles to 4200 for IS soil,

Design to be in accordance with
AS/NZS 1170 Structural Design Actions
NBS 3603 Timber Code

LOADINGS

| | | | |
|-------|-------|------|---------|
| Roof | c/s | dead | 0.40 kN |
| | | live | 0.25 kN |
| Walls | w/b | dead | 0.40 kN |
| Floor | 20 pl | dead | 0.35 kN |
| | | live | 1.50 kN |

WIND

$$V_s = V_z M_H M_F M_z$$

$$= 42.3 \text{ m/s}$$

$$P = 0.5 \rho C_{pe} V_s^2 C_{fi}$$

$$= 1.40 \text{ kN/m}^2$$

→

$$V_z = 51 \text{ m/s}$$

$$M_z = 0.83$$

$$M_H = 1.0$$



$$C_{pe} = 0, -0.3$$

SEISMIC

$$V = Ed / W$$

$$W = G + 4 \cdot \Phi$$

$$\Phi = 0.3 \text{ U.S.1.5}$$



Job _____

By _____

Date _____

$$C(T) = C_n(T) \cdot 2R/N$$

$$1 = 3.00 \times 0.4 \times 1.0$$

$$< 1.2$$

$$C_d(T) = \frac{C(T)}{R}$$

$$= \frac{1.2 \times 1.0}{2.14}$$

$$= 0.56$$

$$V = 0.56 \times 0.8$$

$$= 0.45 \text{ kPa}$$

$$k \cdot (\mu - 1) T + 1$$

$$\mu = 3.0$$

$$T = 0.4 \text{ sec}$$

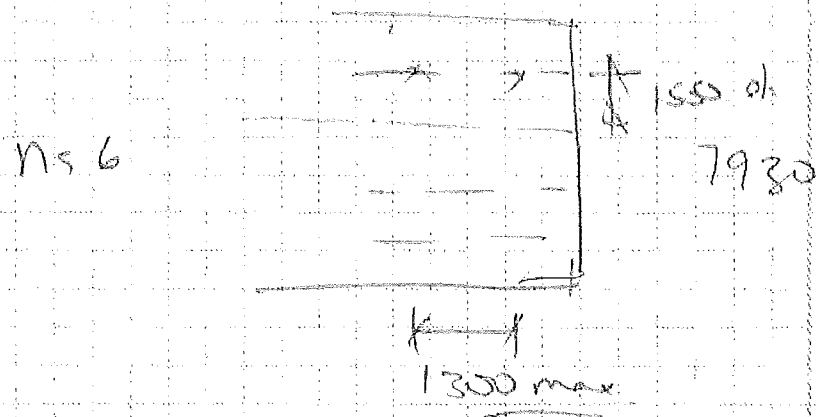
$$k = 2.14$$

$$W_f = 0.35 + 0.3(1.5)$$

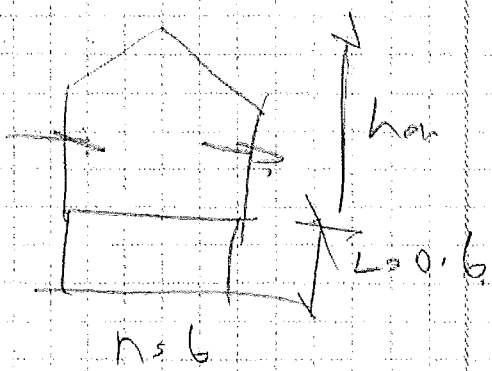
$$= 0.8 \text{ kPa}$$

CONSIDER WAYONIT - USE EXISTING BEARERS/JOISTS
 - existing 125 x 50 joists @ 450 c/c
 - 3604 max span s

bearers 100 x 75 - max span: 1300
 For s = 1500



For 0.96 + L
 h_{av} = 6.0
 4.0 2 story
 b = 1.3 single story
 n = 6





Job _____

By _____

Date _____

$$P = 1.2 \text{ kow } \frac{b}{h}$$

$$= 1.40 \times 1.3 \times 6.0 / 6$$

$$= 1.8 \text{ kn}$$

For ISD SED, Design Moment M^*

$$M^* = PL$$

$$= 1.8 \times 0.6$$

$$= 1.1 \text{ knm}$$

Moment Capacity ϕM_b

$$\phi M_b = 1.9 kgs \approx z = \frac{\pi d^3}{32}$$

$$= 0.85 \times 0.8 \times 38.0 \times 0.401 = 401 \text{ cm}^3$$

$$= 10.4 \text{ knm} \text{ ok}$$

Consider Embedment

$$H = A \left(1 + \left(1 + 2.18 \frac{L}{D} \right)^2 \right)^{1/4}$$

$$= 0.187 \left(1 + \left(1 + 2.18 \times \frac{0.9}{0.157} \right)^2 \right)^{1/4}$$

$$= 2.3 \text{ t} \approx 4.2 \text{ ok}$$

by ISD set IS set 4200

$$A = 1.17 \frac{P}{SD}$$

$$= 1.17 \times 1.8$$

$$= 0.15 \times 7.5$$

$$= 0.187$$

Check Pile Capacity

Pile Load $R^* = 1.26 + 1.5Q$

$$R^* = (1.26 \times 0.4) + 1.5(1.5) = 1.3 \times 1.55 + 1.2(0.4) \times 1.5 \times 3.0$$

$$= 7.7 \text{ kn}$$

For IS set

$$\phi R_u = \frac{\eta W N k}{SAC_k}$$

$$= \frac{0.58 \times 480 \times 1000}{4 \times 1000} \times 0.8 + 9.81$$

$$= 30 \text{ kn}$$

480 kg hammer
1000 mm fall
IS set

HS 150 (80)
15 set
3000 kN
pile



Job _____

By _____

Date _____

CONSIDER EXISTING BEARERS

100x75 - joint sp - 1550 -

For Bearers, no roof load

1.2 + 1.5Q

$$W^* = 1.2(0.4) + 1.5(1.5) = 1.55 + 1.2(0.35) = 2.6$$

$$\approx 3 \text{ kN/m}$$

Design Moment M^*

$$M^* = W^* \frac{l^2}{8}$$

$$= 5.3 \times 1.3^2 / 8$$

$$\approx 1.1 \text{ kNm}$$

Moment Capacity ϕM_b

$$\phi M_b = k_1 k_2 F_y Z$$

$$= 0.8 \times 0.85 \times 14.0 \times 0.117$$

$$\approx 1.1 \text{ kNm} \text{ - ok}$$

$$Z = \frac{bd^2}{6}$$

$$= \frac{7.0 \times 10^2}{6}$$

$$= 117 \text{ cm}^3$$

Ex 100x70
BEARER OK
FOR 1300
SPAN
MAX. LB.

$$W^* = 5.3 + 1.2(0.4) = 7.9 \times 1.45$$

$$\approx 7.5 \text{ kN/m}$$

For piles @ 120%
100 kg

$$M^* = 7.5 \times 1.2^2 / 6 = 1.8 \text{ kNm} \text{ - } 100 \text{ kg}$$

Use 140x90

$$Z = 244 \text{ cm}^3$$

FOR LB
WALLS

140x90
BEARERS
1600 SPAN
MAX

$$\phi M_b = k_1 k_2 F_y Z$$

$$= 0.8 \times 0.85 \times 14.0 \times 0.294$$

$$\approx 2.8 \text{ kNm} \text{ - ok}$$

For $l = 2.0 \text{ m}$ sp -

$$M^* = 3.8 \text{ kNm} \text{ - NO need for 2000 kg}$$



Job _____

By _____

Date _____

Consider Floor Joists

1.26 + 1.50

span = 1.55

125 x 50 - 450⁴

$L_u = 1.0$

$L_n = 1.0 \times 1.5 / 2$
 $= 1.05 \text{ m}$

load share

Design Moment M^*

$$M^* = w l^2 / 8 + L_s / 4$$

$$= (1.26 + 1.50) \times 0.45 \times 1.55^2 / 8 + 1.05 \times 1.55 / 4$$

$$= 0.47 \text{ kNm}$$

Moment Capacity ϕM_b

$$\phi M_b = k_y k_z f_y Z$$

$$= 0.8 \times 0.85 \times 14.0 \times 0.117$$

$$= 1.1 \text{ kNm} \rightarrow \text{OK}$$

$$Z = 125^2 / 6$$

$$= 4.15 \times 12.5^2 / 6$$

$$= 117 \text{ cm}^3$$

6x JOISTS
125 x 50
- 450⁴
OK

REINERS - for upper stories

$$w^* = (1.2 \times 0.4 + 1.5 \times 1.5) \times 2.4 / 2 + 1.2(0.4) \times 5.6$$

$$= 6.0 \text{ kNm/m}$$

Design Moment M^*

$$M^* = w l^2 / 8$$

$$= 6.0 \times 1.55^2 / 8$$

$$= 1.8 \text{ kNm}$$

For 140 x 45

$$\phi M_b = 2.8 \text{ kNm} \rightarrow \text{OK}$$



A Division of Galloway International Ltd.

THE NATURAL CHOICE



LET AQUA TANKS PROVIDE YOUR WATER STORAGE SOLUTIONS

Aqua Tanks, A division of Galloway International

Galloway International Ltd is recognised as one of the leaders in the concept, design, development and manufacture of thermoplastic products and systems. We have over 26 years of experience in national and international markets and are ISO9001, ISO14001 and third party certified.

Aqua Tanks has earned the reputation of providing high quality polyethylene storage tanks for water, molasses and chemicals, our product choice and colour range is extensive. We manufacture tanks from 205 litres to 31,000 litres and produce a range of filters and tank accessories which makes us New Zealand's number one selling brand.

Our Tanks

Every Aqua Tank is manufactured to the Australian and New Zealand water tank standards AS/NZS 4756:2006 and are independently certified by a professional engineer. Every tank is produced from quality food-grade, UV resistant material. Aqua Tanks are moulded in one piece and designed to ensure that stresses are contained within the patented ribbed walls and domed construction (NZ Design Patent 505199). In addition to being structurally robust, the tanks have been architecturally designed to be aesthetically pleasing, that is why Aqua Tanks is "The Natural Choice".

Polyethylene

The polyethylene used in the manufacturing process of Aqua Tanks is extremely durable, robust and lightweight thermoplastic. The colour and ultraviolet stabilizers are compounded to give long term resistance and endurance to harsh sun. No chemical reactions take place during the manufacturing process and consequently there is no tainting of water with polyethylene.

Manufacturing

Our manufacturing plant in East Tamaki, Auckland incorporates a unique process: rotational moulding. The moulding process virtually ensures stress-free products. The tanks are a one-piece construction and are seamless to ensure years of trouble free storage.

Chemical and Molasses Tanks

Aqua Tanks molasses and chemical tanks are approved and certified to the Standard AS/NZS 4756:2006, ISO 9001 and ISO 14001. Our chemical tanks are certified to the HSNOCOP 61 chemical standard.

Molasses and chemical tanks are made to order with the specific gravity suited to contain and store heavy molasses or similar liquids (1L = 1.4kg). This means that 1000L will weigh 1400kg, and the tank is engineered to adequately hold the additional weight. Molasses and chemical tanks are the same shape as a standard tank but with thicker walls for heavy viscous liquids and are available in a range of colours and sizes.



These certifications mean that all our processes, from tank design and manufacture through to raw material and finished products are certified to meet the highest design and manufacturing standards



Installation
Comprehensive installation instructions are provided for the ease of delivery. It is recommended that the installation be completed prior to filling to ensure your system works properly. Installation instructions are also available on our website www.aquatanks.co.nz

Delivery
We can arrange delivery of your tank anywhere in the North Island, generally within 7 working days of submission date of order. Please contact one of our team to confirm delivery of your tank. Large tanks require a big area to unload.

Dealers throughout the North Island
We have Aqua Tanks™ Dealers throughout the North Island. Many of our Dealers have Showrooms in their yards for you to view. Please contact our website at www.aquatanks.co.nz for a complete list of Dealers. You may also contact a Dealer directly.

New Zealand Standard
All of our tanks are manufactured to the highest standards for water storage tanks, AS/NZS 4756:2006, and are certified to hold the amount of water stated in our promotional literature.

Warranty
All Aqua Tanks™ come with a pro-rata warranty which warrants the tank against any defects in material or manufacturing.


Down Name:



HEAD OFFICE
36 Croyer Rd, East Tamaki,
P.O. BOX 58-022 Betsy, Auckland 2013, New Zealand
Free Phone: 0800 370 007
Phone: 64-9-273-5666 Fax: 64-9-273-5666
Email: info@aquatanks.co.nz Website: www.aquatanks.co.nz

12 MAR 2015
SFF

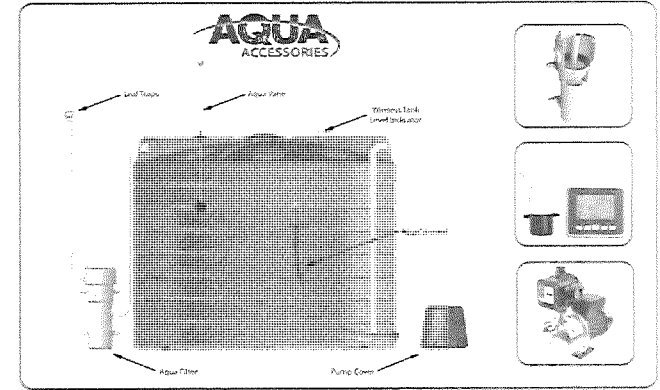
0000



| Model | Capacity (litres) | Length (mm) | Width (mm) | Height (mm) | Weight (kg) | Outlet (mm) |
|---------|-------------------|-------------|------------|-------------|-------------|--------------|
| AQ01000 | 11,000 | 3770 | 3770 | 3100 | 2850 | 1 x 50mm BSP |
| AQ02500 | 25,270 | 3552 | 3552 | 2900 | 2600 | 1 x 50mm BSP |
| AQ02000 | 21,035 | 3552 | 3552 | 2430 | 2220 | 1 x 50mm BSP |
| AQ03000 | 16,095 | 3552 | 3552 | 2510 | 1860 | 1 x 50mm BSP |
| AQ10000 | 10,045 | 2180 | 2180 | 2975 | 2770 | 1 x 50mm BSP |
| AQ05000 | 5,020 | 1785 | 1830 | 2225 | 2110 | 1 x 50mm BSP |
| AQ02700 | 2,510 | 1300 | 1362 | 2100 | 1630 | 1 x 40mm BSP |
| AQ02300 | 2,510 | 1500 | 1600 | 1570 | 1530 | 1 x 40mm BSP |
| AQ01700 | 1,725 | 1265 | 1330 | 1935 | 1660 | 1 x 25mm BSP |
| AQ01100 | 1,110 | 900 | 965 | 1845 | 1520 | 1 x 25mm BSP |
| AQ00800 | 774 | 1190 | 1332 | 230 | 720 | 1 x 25mm BSP |
| AQ00450 | 508 | 814 | 978 | 1125 | 1040 | 1 x 25mm BSP |
| AQ00450 | 375 | 885 | 885 | 1065 | 1040 | 1 x 25mm BSP |
| AQ00300 | 295 | 830 | 965 | 640 | 570 | 1 x 25mm BSP |

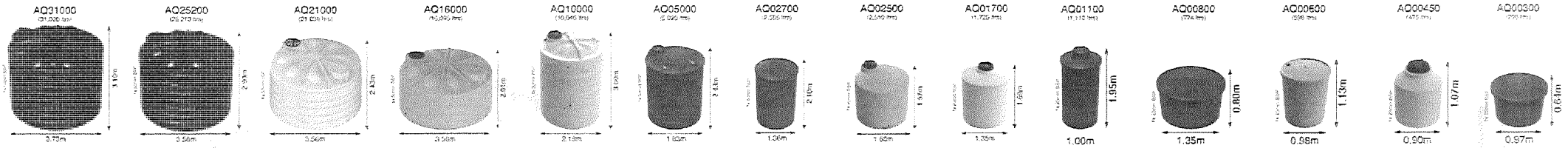
| Model | Capacity (litres) | Length (mm) | Width (mm) | Height (mm) | Weight (kg) | Outlet (mm) |
|---------|-------------------|-------------|------------|-------------|-------------|--------------|
| ST08000 | 5,681 | 1577 | 2298 | 2000 | | 1 x 50mm BSP |
| ST05000 | 5,090 | 1650 | 2220 | 1750 | | 1 x 40mm BSP |
| ST03000 | 2,960 | 1450 | 1900 | 1695 | | 1 x 40mm BSP |
| ST02000 | 1,954 | 1150 | 1500 | 1890 | | 1 x 40mm BSP |

| Model | Capacity (litres) | Length (mm) | Width (mm) | Height (mm) | Weight (kg) | Outlet (mm) |
|---------|-------------------|-------------|------------|-------------|-------------|--------------|
| HZ05000 | 5,031 | 3340 | 1340 | 1450 | | 1 x 50mm BSP |
| HZ04500 | 4,302 | 2900 | 1280 | 1710 | | |
| HZ03000 | 3,046 | 2350 | 1370 | 1515 | | 1 x 40mm BSP |
| HZ01900 | 1,865 | 1430 | 1560 | 1500 | | 1 x 40mm BSP |
| HZ00500 | 495 | 1130 | 800 | 1050 | | 1 x 40mm BSP |

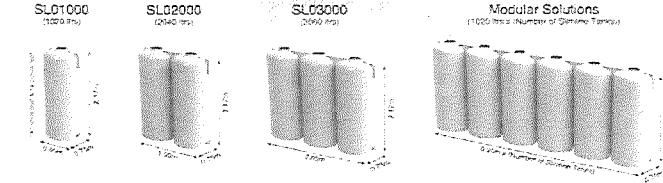


- Vent in tank dome allows for pressure stability in the tank
- The largest range of water storage tanks in New Zealand
- Includes outlet fittings for easy connection
- Delivery throughout the North Island
- Non-toxic food-grade (FDA approved)
- Environmentally friendly material
- Lighter than timber and concrete
- Light and easy to transport
- Prevents algae growth
- Will not taint water

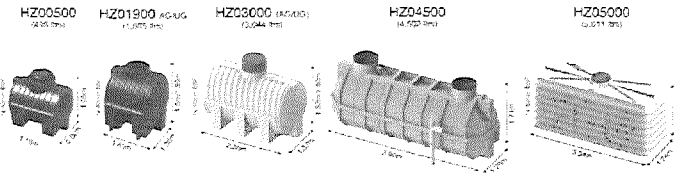
Above ground Tanks



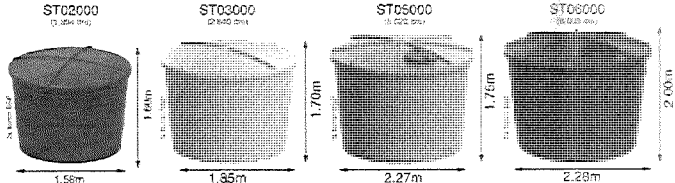
Slimline Tanks

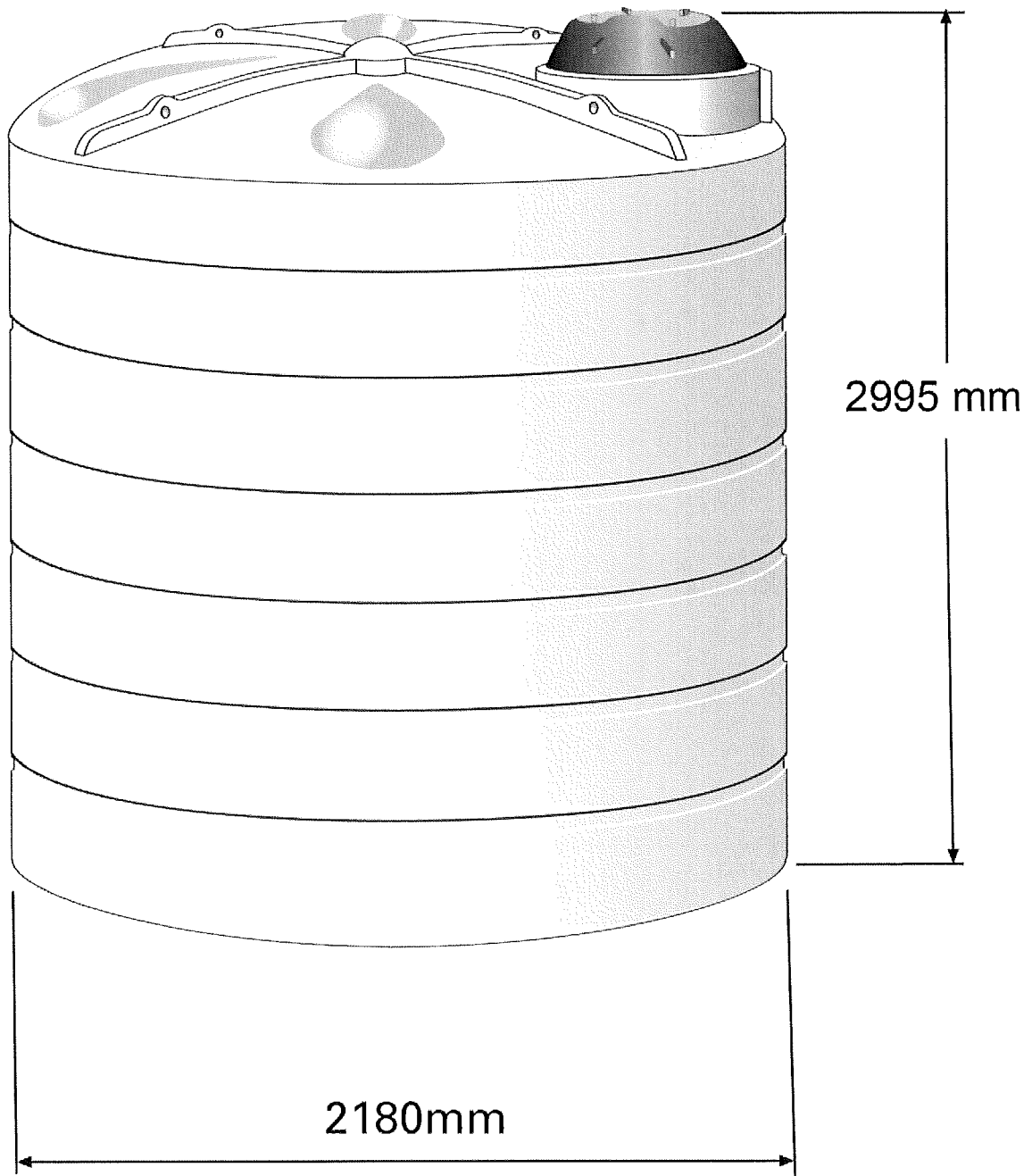


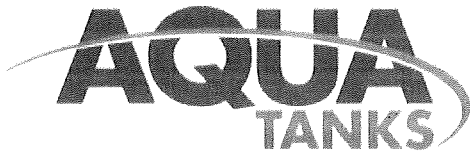
Underground Tanks



Stackable Tanks








A Division of Galloway International Ltd

Pre Delivery Check List



Delivery:

We will deliver within our delivery areas, provided conditions are met. 'Delivery' means to your gate. We are not responsible for getting your tank onto the actual site. Where practical, our drivers may try to unload your tank as close to the site as safely possible. This is at our drivers discretion at time of delivery

We will contact you by phone prior to the truck arriving to give you time to meet the driver.

Delivery Times:

Please note that all tanks are dispatched from our East Tamaki, Auckland manufacturing plant. Estimated delivery times maybe given, however please consider conditions that may delay these times EG: Weather, Accidents and other deliveries prior to your location.

Site Access:

We require suitable access to a flat area to roll the tank off our vehicle. Our truck and trailer units are up to 22 metres long, 3.1 metres wide, and require a height clearance of at least 5 metres. If this requirement is not met then it is your responsibility to arrange suitable lifting equipment to be on site. We will require a turning circle of at least 24 metres or clear access for reversing. Contact us for options.

Prior to delivery check gates, roads, roundabouts, crossings and overhanging trees on and near your property and advise us in advance of any access problems, including good ground clearance for trailers.

You are responsible for providing safe access by ensuring that the area to unload the tank is level and clear of any building materials, vehicles, or debris or sharp objects that may damage the tank.

Organise Assistance:

Our driver may need you to assist in unloading the tank therefore you are required to make sure someone is on site at time of delivery. In the case of larger tanks several able bodied people may need to be on hand. If this assistance cannot be provided then the availability and operating of lifting equipment is your responsibility.

You will be asked to sign for the tank delivery and accept the product in good condition. Failure to inspect your tank and sign this acceptance will negate any warranty.

Secure Your Tank:

When your tank is unloaded it must be secured either by filling with water about 100mm deep or with ropes or straps to stop the tank rolling or blowing away. – this is your responsibility. Any damage resulting from failure to secure is not covered by warranty.

Location:

Locating your tank in a shady area will help keep the water cool and extend the life of your tank. In deciding where to best place your tank be mindful of proximity to buildings and other structures. All tanks placed in open areas where livestock have access must be fenced (refer to full installation instructions provided with your tank).

Preparing your tank site:

If you are preparing your tank site base prior to your tank being delivered, or before you receive the full installation instructions please note the following:

All tanks from 5,000 litres and above must sit on a flat, level bed of compacted sand of at least 100mm deep. This bed must be contained with either timber or concrete nib wall and must extend a minimum of 300mm greater than the diameter of the tank. All sharp objects, obstructions and tree roots. must be removed before placing sand, and check again before placing the tank on this base.

Tanks may be placed on a smooth concrete base pad providing this is constructed such that it will support the tank weight (full of water) without the possibility of cracking or sheering ultimately causing damage or failure of the tank. This occurrence will not be covered by warranty.

In considering your plumbing requirements please be aware all tanks must have overflow pipes fitted that are at least 25mm larger in diameter than any inlet pipe size. These must be piped a minimum distance of 300mm away from the contained base area with clear free drainage to ensure the base material cannot be eroded. Failure to comply with this requirement will void your warranty.

If you are wanting to partly bury your tank please check with us first.

Full installation and plumbing requirements are covered in the Installation Instructions supplied with your tank, or you can view on our website www.aquatanks.co.nz.

Before carrying out your tank installation please read the instructions and ensure all requirements will be met. Failure to comply will compromise any warranty offered with your water tank.

Your Safety:

When trying to move your tank never work alone. Never enter the tank alone.

Please Note: if our driver is unable to successfully deliver your tank because these requirements have not been met a restocking fee and an additional fee to cover the second delivery may apply.

**If you have any further questions before we deliver your tank or have problems complying with these requirements please contact us immediately –
Phone 0800 370 007**

ABOVE GROUND WATER TANK INSTALLATION INSTRUCTIONS

It is important You Read and Understand this Information Before Installing Your Tank

1. Location:

Locating your tank in a shady area may help keep the water cool and your tank cooler. In deciding where to best place your tank be mindful of proximity to buildings and other structures. Owners are advised not to enclose tanks following installation, or install such that sufficient expansion of the tank will be restricted (i.e. do not place tanks hard up against fixed walls, fences, or structures. **Doing so will void your warranty**).

All tanks placed in open areas where livestock have access must be fenced to a minimum of 1.0 metre from the tank to avoid any possible damage to the tank wall. In areas prone to strong or gusty winds (e.g. hilltop locations) stabilising wires must be located through the lifting eyes in the top roof ribs and secured to the ground, particularly where the water level in the tank may vary considerably. **Failure to meet these requirements will void the warranty.**

In areas prone to rabbit or other burrowing animals wire mesh will be required to be erected in a narrow trench around the foundation perimeter to a minimum depth of 600mm. **Failure to do so will void the warranty.**

2. Site Preparation:

Firm flat level ground foundations are required. Ensure the platform for the tank is on solid (compacted) stable free draining ground. The level site must extend a minimum of 300mm greater than the diameter of the tank and must be cleared of any sharp projections such as rocks, stones, or roots. Because ribbed tank walls allow for the weight to be distributed over the largest possible area (31,000 litres = 31 metric tonnes) the tank must sit on a level flat site. If you are placing a smaller tank on an elevated structure (i.e. deck or tower) an engineers report must be made available to the tank manufacturer for approval prior to installation. Always check with your local council to ensure you meet current requirements.

A uniform 100mm minimum depth compacted sand bedding must be contained such that it cannot be washed or eroded away. A timber or concrete retaining nib wall is required to retain the sand. **Failure to do so will void the warranty.**

Where the tank is being placed on sloping ground a flat level area at least 600mm greater than the tank diameter must be excavated and a retained sand bed as described above constructed. The high side of the bank must be retained to hold soil from collapsing against the tank. Drain coil or similar drainage material must be used around the wall face and drain away from the tank site to ensure the tank base material is not eroded. **Failure to do so will void the warranty.**

Tanks exceeding 10000lts may be buried up to a maximum of 600mm providing all other criteria relating to the installation and site preparation have been met.

Placing the tank on a level concrete pad is acceptable, however the pad must be suitably constructed such that it will support the tank weight (full of water, (1000ltrs = 1000kgs) without the possibility of cracking or sheering and ultimately presenting an uneven surface to the bottom of the tank which could ultimately result in its failure. **This occurrence will not be covered by warranty.**

3. Tank Installation:

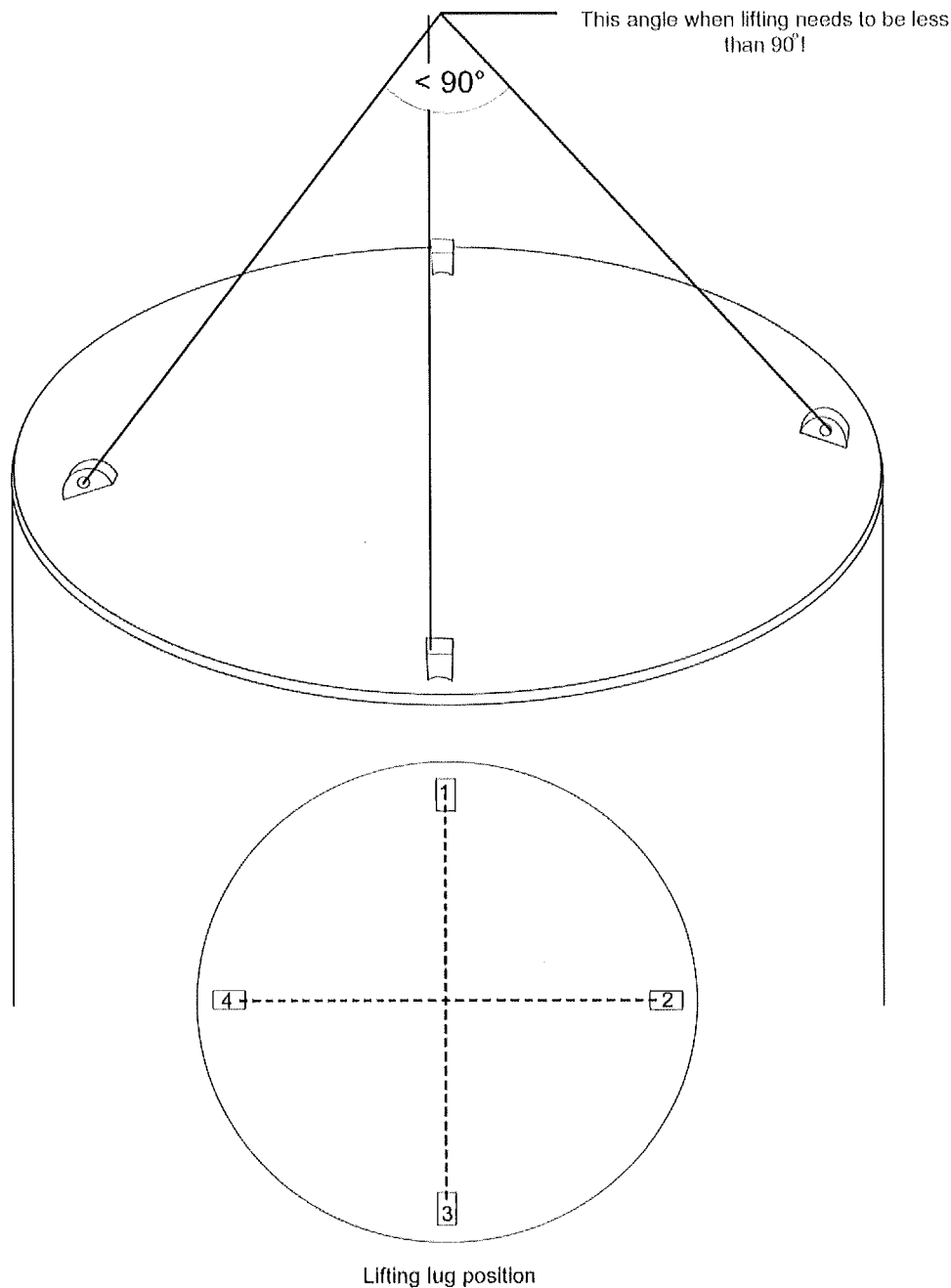
Once the tank has been carefully placed in position without disturbing the compacted sand base ensure that there are no visible gaps between the bedding sand and bottom of the tank – if so fill the gaps.

IMPORTANT:

When using lifting equipment **ensure all tank lifting points are used with an angle of less than 90° at the apex of lifting ropes or chains.** Always lift the tank empty. Failure to do so will cause damage and void the warranty.

(Refer drawing on next page)

Tanks must be empty prior to lifting. Occupational Safety and Health regulations must be used when lifting tanks. All 4 lifting lugs must be used with an angle of less than 90° at the apex



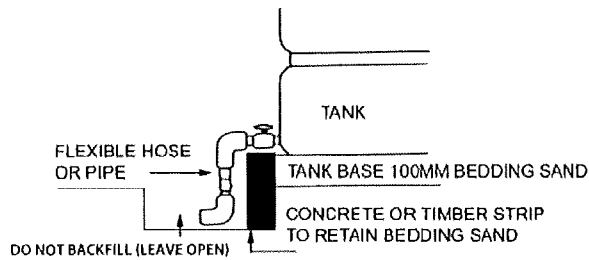
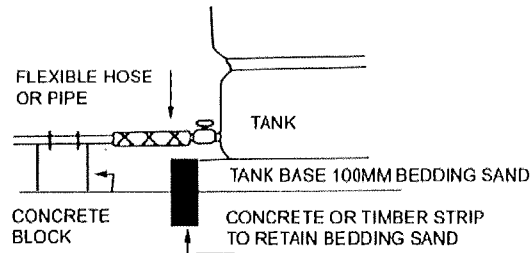

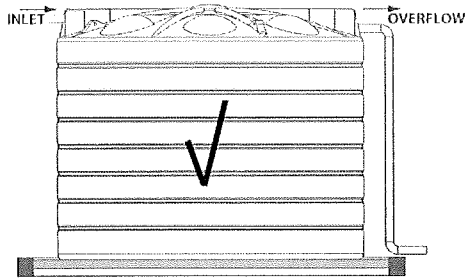
All tanks whether gravity-fed or pressure-fed through a ball valve, float, or other such system must be fitted with an overflow pipe, or pipes to equate to a size greater than 25mm diameter more than the inlet pipe(s) – a minimum of one overflow must be fitted for each inlet pipe. In all installations the overflow pipe(s) must be at a point lower than the inlet pipe(s) to allow the overflow to operate prior to the tank overflowing. **Failure to meet these requirements will void the warranty.**

All inlets and outlets must be cut out with a hole-saw in the designated areas (i.e. in either of the two manhole riser structures. All external pipework must be fully supported. Do not allow the weight of suspended pipework to rest on the wall or roof of the tank without being adequately supported. Do not allow the weight of any pipework to bear on the pre-threaded outlet without being adequately supported (refer instructions on outlet flexible hose). **Failure to meet these requirements will void the warranty.**

All overflow pipes must be plumbed to run water at least 300mm away from the contained base material area to where sand and soil are not likely to be eroded or undermined. **Failure to do so will void the warranty.**

Note: The mesh air vent fitted to the riser on AQ16000, AQ21000, AQ25200 and AQ31000 is **NOT** an overflow. Do not cut any holes or mount any fixture in the tank walls or domed roof other than the designated reinforced areas described above, without prior written approval from the manufacturer. All holes for inlets and overflows must be cut using correct tools (hole-saw). **Failure to do so will void the warranty.**

INLET AND OVERFLOW PIPES MUST BE PLACED IN RISERS ONLY
NOTE: INLET MUST BE HIGHER THAN OVERFLOW



4. Connecting the Tank Outlet:

BSPT (tapered) fittings must be used when connecting to the outlet. It is recommended that a thread sealing tape be used on all threads to avoid leaks and subsequent foundation erosion. Care must be taken when tightening all fittings – do not over tighten (over tightening of tapered thread fittings may result in stripped threads or undue expanded stress on the fittings and/or the tank material). Always secure the pre-threaded tank outlet fitting with a spanner when tightening other fittings into this aperture.

A section of flexible hose must be used between the tank outlet fitting and main feed line away from the tank. Ensure all above ground pipe work is supported level with outlet fitting as shown (refer diagrams below). If buried Alkathene pipe is to be used then a section of flexible pipe must be fitted immediately from the tank outlet before the main line is buried. Any pressure, loading, twisting or bending on the outlet pipe work or tank fitting area must be avoided and may result in tank failure. **This occurrence will not be covered by warranty.**

5. Safety:

Tanks, including domed roof areas are not designed to be walked on other than to enter the man hole entrance, regularly checking inlets, overflows, and breathers are clear of debris or to fit a water vane. Do not enter the tank if working alone. **Do not allow children to climb or play on tanks.** For safety reasons it is recommended that the lid is secured with the screw that is supplied to stop unauthorised entry to your tank

6. Ongoing Maintenance:

Should the foundation settle slightly when the tank is initially filled with water, and in many cases it will, polyethylene is sufficiently elastic to conform to the ground shape without damage to the tank. However erosion of the bedding sand from around the wall edges must be replaced and the cause of such erosion eliminated. **This could cause failure of the tank and void the warranty.**

Ensure overflow pipes and breather pipes never become restricted or blocked as excessive pressure build up in the tank could cause failure of the tank. (If you are situated in an area with excessive or extreme rainfall patterns additional overflow pipes and breathers are recommended to help relieve your tank in these instances. **Failure to meet these requirements will void the warranty.**

As part of your regular on-going maintenance programme check for any obvious signs of damage to the tank, foundation, and pipe work and attend to any repairs that may be necessary as quickly as possible. The majority of water tank failures are as a direct result of poor or incorrect installation and/or lack of regular maintenance. It is your responsibility to look after the product and to hold any warranty and purchase information in a safe place. In the event of a problem you will be asked to provide specific information and photographic evidence as part of a claim process. Failure to supply this information may compromise any claim.

7. Tank Use:

Your Aqua tank is designed for everyday use but in situations where your tank fills and empties on a regular basis such as irrigation or continual cycling it is recommended that an additional breather kit be fitted as failure to do so may void your warranty. An additional Breather Kit is available from your Aqua Tank agent or directly from the manufacturer (0800 370 007). This is also recommended for tanks that have larger than standard outlets ie greater than 50mm (2")

000012

26 February 2015

12 MAR 2015
BY: *SJT*

Kapiti Coast District Council
Rimu Road
Paraparaumu

Re – Notice of written approval

To whom it may concern,

We the undersigned are the current owners of 16 Watson Drive, Paraparaumu. We understand that Judith Atkinson has purchased a house to relocate onto the property at 200b Manly Street.

We are aware that the current Kapiti Coast District Plan does not permit building within 3 metres of a rear boundary, and that this relocated house will be approximately 1.7 metres from the rear boundary of 200b Manly Street, which borders our property at 16 Watson Drive.

By signing this letter and the accompanying plans, we give permission for the house to be situated ~~approximately~~ 1.7 metres from the sites rear boundary.

no less than

L. MB

Name: *Leslie Brimblecombe*

Name: *Patricia Brimblecombe*

Signed:

[Signature]

Signed:

[Signature]

Date: *7/3/2015*

Date: *7/3/2015*

000011

12 MAR 2015
By: *SJT*

Received by
Kāpiti Coast District Council
at Paraparaumu
12 MAR 2015
By *Les A* Time *11.52*

Memorandum from licensed building practitioner: Memorandum of Design Section 45 and section 30c, Building Act 2004

Please fill in the form as fully and correctly as possible.

If there is insufficient room on the form for requested details, please continue on another sheet and attach the additional sheet(s) to this form.

| THE BUILDING | |
|--|-----------------------|
| Street address: <i>200B MANLY STREET</i> | |
| Suburb: | |
| Town/City: <i>PARAPARAUMU</i> | Postcode: <i>5032</i> |

| THE OWNER(S) | |
|-------------------------------------|-----------------------|
| Name(s): <i>JUDITH ATKINSON</i> | |
| Mailing address: <i>6 PARK ROAD</i> | |
| Suburb: | PO Box/Private Bag: |
| Town/City: <i>PARAPARAUMU</i> | Postcode: <i>5032</i> |
| Phone number: <i>04 9023222</i> | Email address: |

BASIS FOR PROVIDING THIS MEMORANDUM

I am providing this memorandum in my role as the: Please tick the option that applies

- sole designer of all of the RBW design outlined in this memorandum – I carried out all of the RBW design work myself – no other person will be providing any additional memoranda for the project
- lead designer who carried out some of the RBW design myself but also supervised other designers – this memorandum covers their RBW design work as well as mine, and no other person will be providing any additional memoranda for the project
- lead designer for all but specific elements of RBW – this memorandum only covers the RBW design work that I carried out or supervised and the other designers will provide their own memorandum relating to their specific RBW design
- specialist designer who carried out specific elements of RBW design work as outlined in this memorandum – other designers will be providing a memorandum covering the remaining RBW design work

IDENTIFICATION OF DESIGN WORK THAT IS RESTRICTED BUILDING WORK (RBW)

I, Michael Robertson carried out / ~~supervised~~ the following design work that is restricted building work

PRIMARY STRUCTURE: B1

| Design work that is RBW | Description of RBW | Carried out or supervised | Reference to plans and specifications |
|---|--|--|---------------------------------------|
| Tick <input checked="" type="checkbox"/> If included Cross <input checked="" type="checkbox"/> If excluded | If appropriate, provide details of the RBW | Tick <input checked="" type="checkbox"/> whether you carried out this design work or supervised someone else carrying out this design work | If appropriate, specify references |
| All RBW design work relating to B1 <input type="checkbox"/> | ENGINEERED FOUNDATIONS | <input type="checkbox"/> Carried out <input type="checkbox"/> Supervised | |
| Foundations and subfloor framing <input type="checkbox"/> | REFER ENGINEER | <input type="checkbox"/> Carried out <input type="checkbox"/> Supervised | |

| Design work that is RBW | Description of RBW | Carried out or supervised | Reference to plans and specifications |
|--|--|--|---------------------------------------|
| Tick <input checked="" type="checkbox"/> if included. Cross <input checked="" type="checkbox"/> if excluded | If appropriate, provide details of the RBW | Tick <input checked="" type="checkbox"/> whether you carried out this design work or supervised someone else carrying out this design work | If appropriate, specify references |
| Walls <input type="checkbox"/> <input checked="" type="checkbox"/> | | <input type="checkbox"/> Carried out <input type="checkbox"/> Supervised | |
| Roof <input type="checkbox"/> <input checked="" type="checkbox"/> | | <input type="checkbox"/> Carried out <input type="checkbox"/> Supervised | |
| Columns and beams <input type="checkbox"/> <input checked="" type="checkbox"/> | | <input type="checkbox"/> Carried out <input type="checkbox"/> Supervised | |
| Other <input type="checkbox"/> <input checked="" type="checkbox"/> | | <input type="checkbox"/> Carried out <input type="checkbox"/> Supervised | |
| EXTERNAL MOISTURE MANAGEMENT SYSTEMS: E2 | | | |
| All RBW design work relating to E2 <input type="checkbox"/> <input checked="" type="checkbox"/> | | <input type="checkbox"/> Carried out <input type="checkbox"/> Supervised | |
| Damp proofing <input type="checkbox"/> <input checked="" type="checkbox"/> | | <input type="checkbox"/> Carried out <input type="checkbox"/> Supervised | |
| Roof cladding or roof cladding system <input type="checkbox"/> <input checked="" type="checkbox"/> | | <input type="checkbox"/> Carried out <input type="checkbox"/> Supervised | |

| Design work that is RBW | Description of RBW | Carried out or supervised | Reference to plans and specifications |
|--|--|--|---------------------------------------|
| Tick <input checked="" type="checkbox"/> if included. Cross <input checked="" type="checkbox"/> if excluded | If appropriate, provide details of the RBW | Tick <input checked="" type="checkbox"/> whether you carried out this design work or supervised someone else carrying out this design work | If appropriate, specify references |
| Ventilation system (for example, subfloor or cavity) <input checked="" type="checkbox"/> <input type="checkbox"/> | SUBFLOOR ON PILES | <input checked="" type="checkbox"/> Carried out <input type="checkbox"/> Supervised | FOUNDATION PLAN |
| Wall cladding or wall cladding system <input type="checkbox"/> <input checked="" type="checkbox"/> | | <input type="checkbox"/> Carried out <input type="checkbox"/> Supervised | |
| Waterproofing <input type="checkbox"/> <input checked="" type="checkbox"/> | | <input type="checkbox"/> Carried out <input type="checkbox"/> Supervised | |
| Other <input type="checkbox"/> <input checked="" type="checkbox"/> | | <input type="checkbox"/> Carried out <input type="checkbox"/> Supervised | |
| FIRE SAFETY SYSTEMS: C1 - C6 | | | |
| Emergency warning systems <input type="checkbox"/> <input checked="" type="checkbox"/> | SMOKE DETECTORS | | FLOOR PLANS |
| Evacuation and fire service operation systems <input checked="" type="checkbox"/> <input type="checkbox"/> | | <input checked="" type="checkbox"/> Carried out <input type="checkbox"/> Supervised | |
| Suppression or control systems <input type="checkbox"/> <input checked="" type="checkbox"/> | | | |
| Other <input type="checkbox"/> <input checked="" type="checkbox"/> | | | |
| Note: The design of fire safety systems is only restricted building work when it involves small-to-medium apartment buildings as defined by the Building (Definition of Restricted Building Work) Order 2011 | | | |

WAIVERS AND MODIFICATIONS

Waivers or modifications of the Building Code are required. Yes No

If Yes, provide details of the waivers or modifications below:

| Clause | Waiver/modification required |
|---|--|
| List relevant clause numbers of building code | Specify nature of waiver or modification of building code required |
| | |
| | |
| | |

ISSUED BY

Name and contact details of the licensed building practitioner who is licensed to carry out or supervise design work that is restricted building work.

Name: Michael Robertson

LBP or Registration number: 122320

The practitioner is a: Design LBP Registered architect Chartered professional engineer

Design Entity or Company (optional):

Mailing address (if different from below) **31 MICHAEL ROAD**

Street address/Registered office:

Suburb:

Town/City: **PARAPARAUMU**

PO Box/Private Bag:

Postcode: **5032**

Phone number:

Mobile: **027 2824589**

After hours:

Fax:


Email address: **mike.r@adarchitecture.nz**

Website:

DECLARATION

I, Michael Robertson LBP, state that I have applied the skill and care reasonably required of a competent design professional in carrying out or supervising the Restricted Building Work (RBW) described in this form, and that based on this, I also state that the RBW:

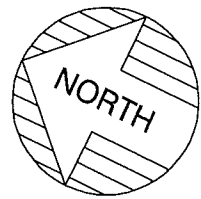
- Complies with the building code, or
- Complies with the building code subject to any waiver or modification of the building code recorded on this form

Signature: 

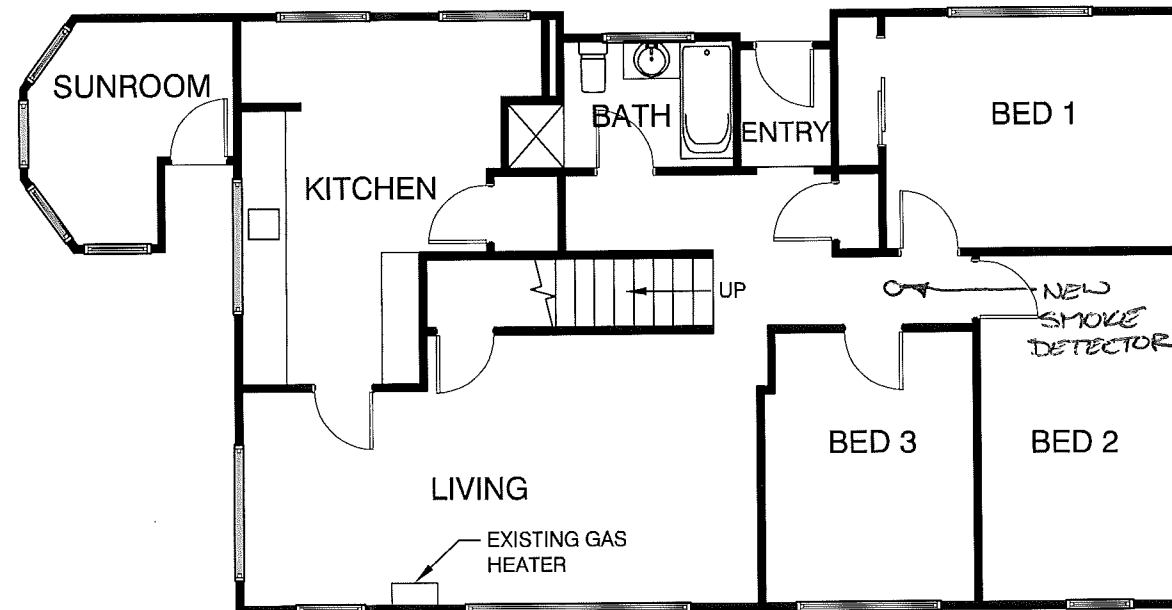
Date: 10/3/2015

12 MAR 2015
BY:

← TO MANLY STREET



BOUNDARY

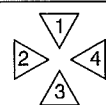


BOUNDARY

BOUNDARY

Drainlayer/Plumber please provide a neat asbuilt plan to Council showing water sewer and stormwater.

ELEVATION KEY



GROUND FLOOR PLAN

SCALE 1:100
FLOOR AREA = 107m sq

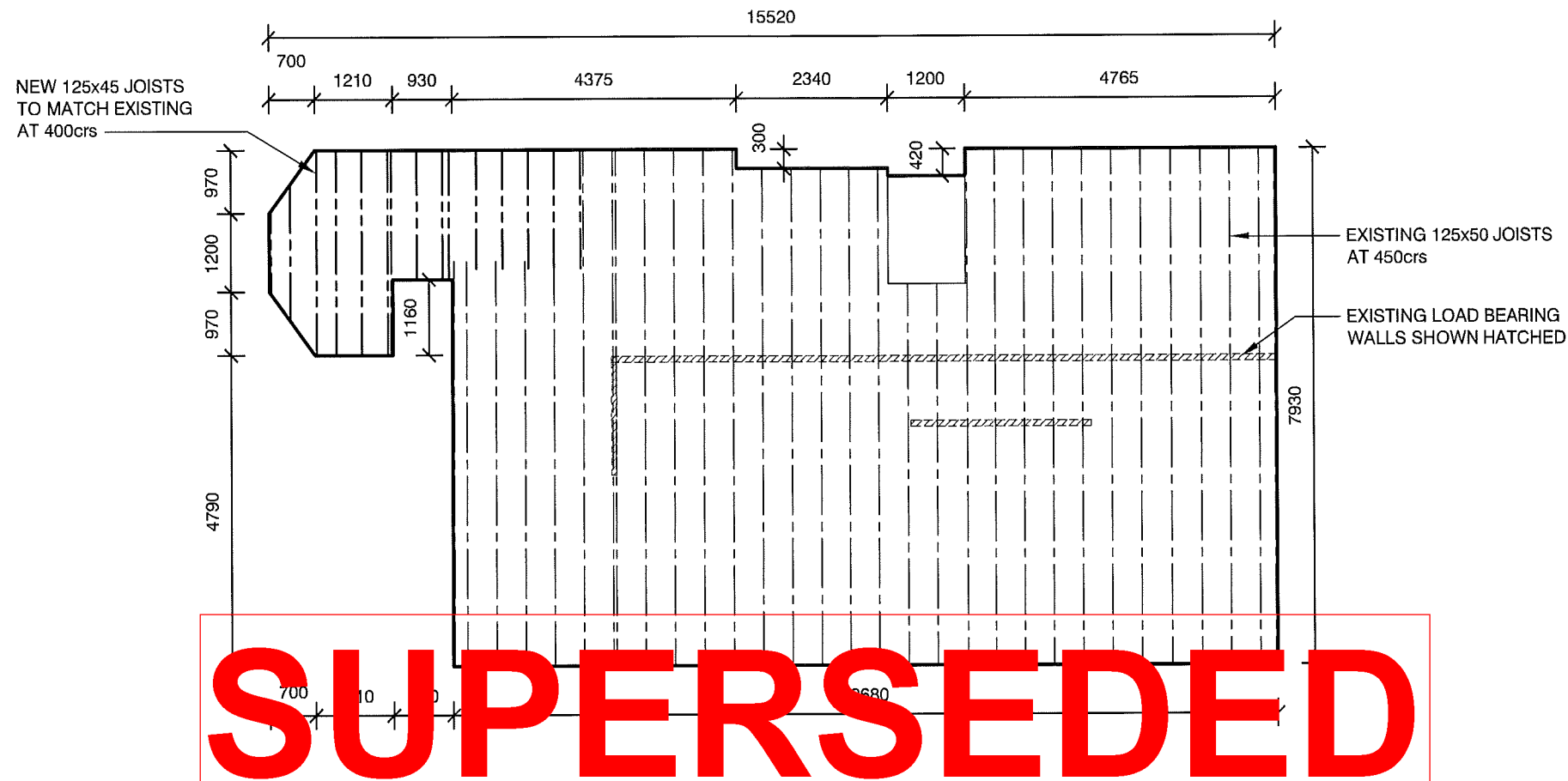
HOUSE RELOCATION
200B MANLY STREET
PARAPARAUMU

GROUND FLOOR PLAN

| Scale | Date | Job | Rev. | Sheet |
|-------|----------|------|------|-------|
| 1:100 | MAR 2015 | 2032 | ---- | 02 |

12 MAR 2015

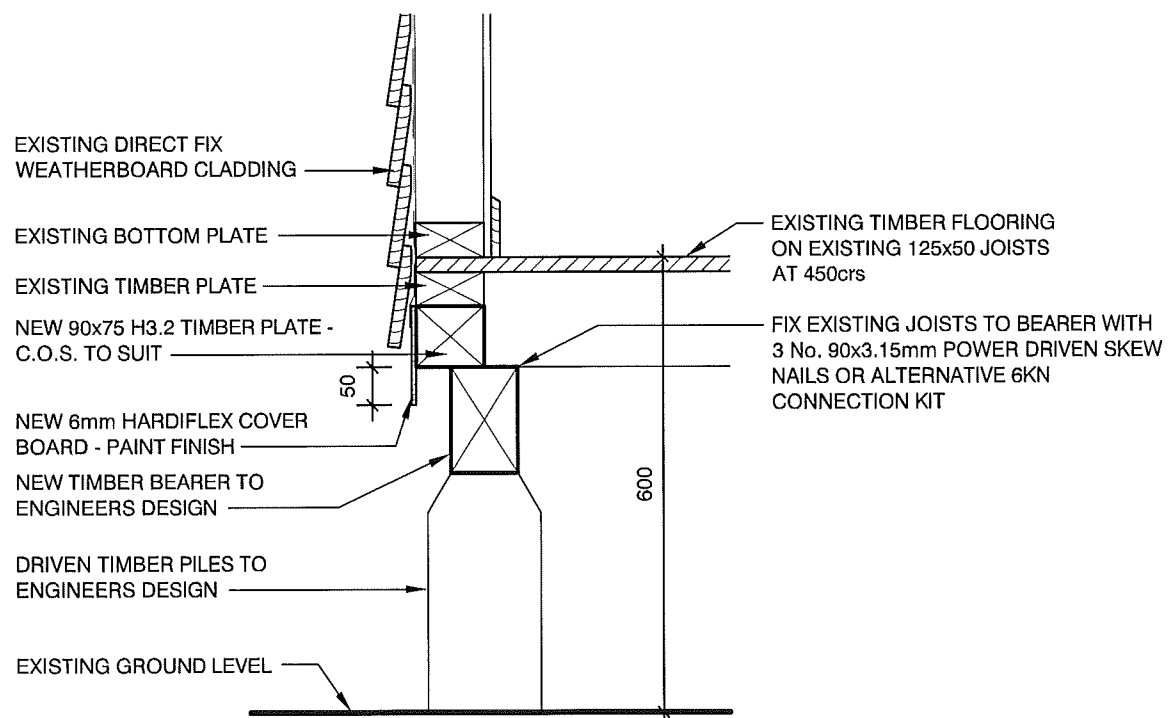
BY:



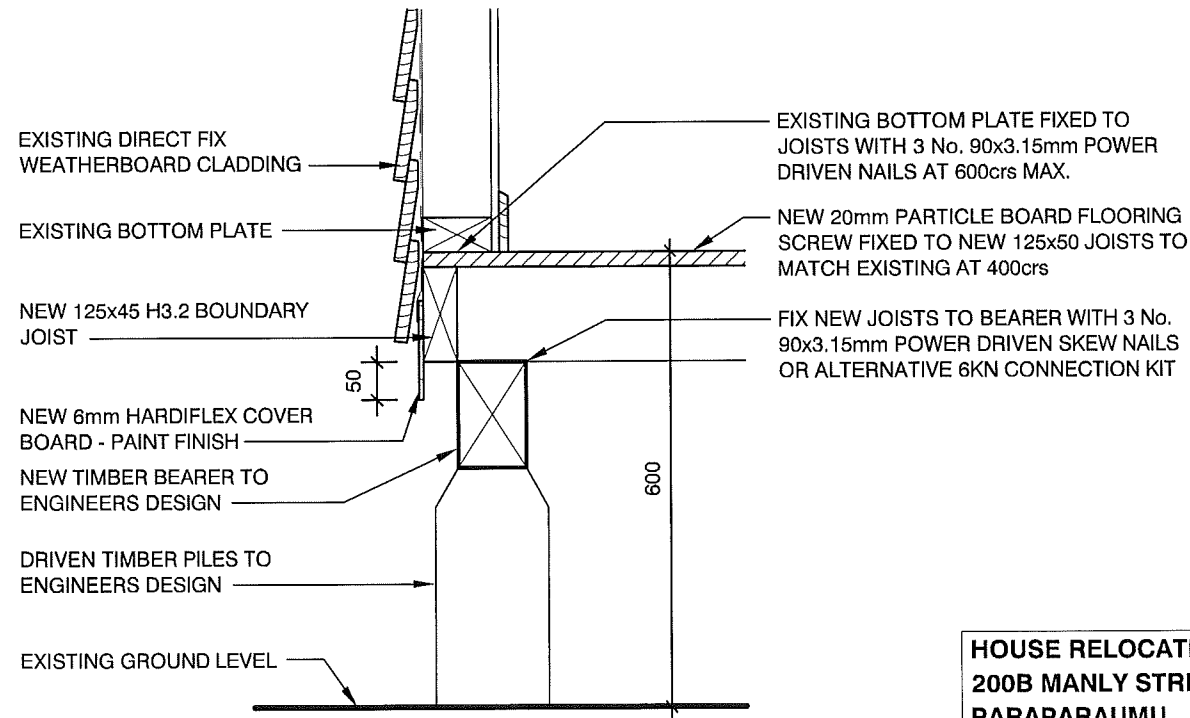
NOTES:
 DRIVEN PILES AND BEARER DESIGN BY ENGINEER
 SUB-FLOOR BRACING BY ENGINEER
 JOIST / BEARER / PILE CONNECTIONS TO ENGINEERS DESIGN

SUPERSEDED

FOUNDATION PLAN
SCALE 1:100



FOUNDATION DETAIL - EXISTING JOISTS
SCALE 1:10




FOUNDATION DETAIL - NEW JOISTS
SCALE 1:10

HOUSE RELOCATION
200B MANLY STREET
PARAPARAUMU

FOUNDATION PLAN

| Scale | Date | Job | Rev. | Sheet |
|-------|----------|------|------|-------|
| 1:100 | MAR 2015 | 2032 | ---- | 06 |



Water Demand Management Declaration of Compliance



This form is to be submitted with all applications for a Project Information Memorandum/Building Consent for new or relocated dwellings on land zoned residential.

Address: 200 B MANUK STREET
PARAPARAUMU

Number of dwellings: 1

Building Consent Number: _____
(Office Use Only)

Water Demand Management solution

1. All dwellings the subject of this development will use one of the following water demand management solutions in accordance with the District Plan (please tick one box):

- Rainwater storage tanks with a total storage volume of not less than 10,000 litres (does not include air cavity between the lid and overflow), for each house in the development
- Rainwater storage tanks with a total storage volume of not less than 4,000 litres (does not include air cavity between the lid and overflow), for each house in the development, and a complying greywater diversion device
- The application is made with an alternative solution (note that resource consent will be required)
- The application is made without provision for water demand management (note that resource consent will be required)

2. For all applications where Water Demand Management will be provided:

a. Volume of rainwater storage tanks:

10,000 L.

b. I confirm all the following:

- That the rain water tank volume complies with selected water demand management option and have provided a **certificate from the manufacturer** demonstrating the tank volume
- That there will be no direct connection from the reticulated water supply to any outside taps
- That there will be a direct connection from the rainwater storage tanks to all internal toilet cisterns and any external taps
- That there will be no direct connection from the reticulated water supply to any toilet cistern
- I understand that the toby or manifold may have to be modified at my expense