

Cosmetic Plastic Surgery Procedures

- At-a-Glance -

Eyelid Surgery

Brow Lift

Facelift

Injectable Fillers

Nose Surgery

Liposuction

Tummy Tuck

Breast Lift

Breast Augmentation

Male Breast Reduction

Jay M. Pensler, MD



ASPS Member Surgeon®



Cosmetic Plastic Surgery Procedures

– At-a-Glance –



JAY M. PENSLER, MD

Email: jmp@cosmeticsurgerychicago.com

Website: www.plasticsurg.org

Office Hours

Monday–Friday | 8:00 am – 5:00 pm

Phone

(312) 642-7777

Location

680 N. Lake Shore Drive
Suite 1125
Chicago, IL 60611



Practice Statement

Jay M. Pensler, M.D. is a nationally and internationally recognized Plastic Surgeon. He has authored over one hundred articles on Plastic Surgery and has served on numerous national committees. Dr. Pensler is active in the study and the development of the latest techniques to enhance the effectiveness of plastic surgical procedures.

Dr. Pensler is certified by the American Board of Plastic Surgery with offices in Chicago, Illinois. He has been named one of America's Top Doctors in the Nation for more than 10 years. In 2015, Jay M. Pensler, M.D. was once again named a Top Doctor in the Nation by Castle Connelly.

Important Facts About Cosmetic Procedures

Cosmetic plastic surgery includes surgical and nonsurgical procedures that reshape normal structures of the body in order to improve appearance and self-esteem. Healthy individuals with a positive outlook and realistic expectations are appropriate candidates for cosmetic procedures.

The decision to have plastic surgery is extremely personal and you'll have to decide if the benefits will achieve your goals and if the risks and potential complications are acceptable. Plastic surgery is a personal choice and should be done for you, not to fulfill someone else's desires or to try to fit an ideal image. Because it is elective, cosmetic surgery is usually not covered by health insurance.

Your plastic surgeon and/or staff will explain in detail the risks associated with surgery. You will be asked to sign consent forms to ensure that you fully understand the procedure you will undergo and any risks and potential complications.

Your partnership with your plastic surgeon doesn't end once your surgery is completed. The relationship you establish with your surgeon is one that will continue. While the results of many plastic surgery procedures are often permanent, there can be changes as you age or because of other circumstances. That's why it is suggested that you maintain a regular schedule of follow-up examinations. By staying in touch with your board-certified plastic surgeon, you can enjoy the benefits of continued quality care.

This brochure presents an overview of the indications and applications for the following cosmetic plastic surgery procedures:

- **Eyelid Surgery**
- **Brow Lift**
- **Facelift**
- **Injectable Fillers**
- **Nose Surgery**
- **Liposuction**
- **Tummy Tuck**
- **Breast Lift**
- **Breast Augmentation**
- **Male Breast Reduction**

This brochure is intended strictly for educational purposes. It is not intended to make any representations or warranties about the outcome of any procedure. It is not a substitute for a thorough, in-person consultation with a board certified plastic surgeon.

Consultation & Preparing for Your Procedure

Your procedure may require sedation or general anesthesia. A full medical history including diagnostic tests is recommended.

Part of this medical history requires that you provide candid answers to questions about your general state of health, including:

- A full disclosure of health history including any illness, prior surgery of any kind and complications from prior surgery
- All types of allergies and any reaction to prior anesthesia
- Current medications, the use of vitamins, herbal supplements, alcohol, tobacco and drugs
- The use of oral contraceptives by women

Before surgery, you must follow all of your plastic surgeon's instructions. This may include:

- Stopping smoking
- Stop taking certain types of medications that may increase your risk of abnormal bleeding

On the day of surgery, you may be asked to:

- Avoid eating or drinking anything within a defined time period prior to surgery

Follow all post operative instructions carefully, including cleansing and at-home treatment regimens, and avoiding sun exposure. Your cooperation will influence the outcome of your procedure.

Your surgeon may also:

- Evaluate your general health status and any pre-existing health conditions or risk factors
- Examine and measure you
- Take photographs for your medical record
- Discuss your options and recommend a course of treatment
- Discuss likely outcomes of your plastic surgery and any risks or potential complications
- Answer all of your questions thoroughly and clearly
- Welcome questions about professional qualifications, experience, costs, and payment policies
- Make clear the risks of surgery and possible outcomes
- Leave the final decision to you

Safety First:

You have the right to expect that your surgery will take place in a surgical facility or hospital that is safe and well equipped. Facilities with accreditation from a recognized accrediting organization have demonstrated that they have appropriate equipment and staff to safely monitor patients and deal with potential complications.

Be sure to ask questions:

It's very important to ask your plastic surgeon questions about your procedure. It's natural to feel some anxiety, whether it's excitement for your anticipated new look or a bit of preoperative stress. Don't be shy about discussing these feelings with your plastic surgeon.

Choose a Surgeon You Can Trust

Plastic surgery involves many choices. The first and most important is selecting a surgeon you can trust. If you begin the process with an understanding that, like any surgery, plastic surgery carries some risk, you will appreciate the importance of choosing a qualified surgeon. A qualified plastic surgeon is not simply a physician with “good” credentials, but one with recognized credentials and specialized training specific to the procedure you are considering. Inquire about your plastic surgeon’s professional affiliations. Membership in the American Society of Plastic Surgeons® (ASPS®) designates your surgeon among elite members of the plastic surgery community.

The ASPS is the largest plastic surgery specialty organization in the world. Founded in 1931, the Society is composed of board-certified plastic surgeons who perform cosmetic and reconstructive plastic surgery. Our goal is to help our members provide quality care by encouraging high standards of training, ethics, physician practice, and research in plastic surgery. We advocate for patient safety, and require our members who perform surgery under anesthesia to do so in an accredited, licensed or Medicare-approved surgical facility that has passed rigorous external review of equipment and staffing. We were one of the first professional surgical societies with this requirement. ASPS also requires continuing education specifically in patient safety.

ASPS member surgeons meet rigorous standards:

- Board certification by the American Board of Plastic Surgery® (ABPS) or in Canada by The Royal College of Physicians and Surgeons of Canada®
- Complete at least six years of surgical training following medical school with a minimum of three years of plastic surgery residency training
- Pass comprehensive oral and written exams
- Graduate from an accredited medical school
- Complete continuing medical education, including patient safety each year
- Perform surgery in accredited, state-licensed, or Medicare-certified surgical facilities

How to Identify an ASPS Member



AMERICAN SOCIETY OF
PLASTIC SURGEONS®



ASPS Member Surgeon®

Only members of the American Society of Plastic Surgeons may display the ASPS Member logo. This symbol of excellence in plastic surgery is what to look for when choosing a surgeon. It tells you that you are choosing a physician who is certified by The American Board of Plastic Surgery® (ABPS) or The Royal College of Physicians and Surgeons of Canada®. Although board-certification by the American Board of Plastic Surgeons or The Royal College of Physicians and Surgeons of Canada and membership in ASPS cannot guarantee the results of your plastic surgery, choosing a qualified surgeon is an important first step in helping to assure your safety and satisfaction.

Do not be confused by other official sounding boards and certifications. The ABPS is recognized by the American Board of Medical Specialties (ABMS), which has approved medical specialty boards since 1934. There is no ABMS recognized certifying board with “cosmetic surgery” in its name. By choosing a member of the American Society of Plastic Surgeons, you can be assured that you are choosing a qualified, highly trained plastic surgeon who is board-certified by the ABPS or The Royal College of Physicians and Surgeons of Canada.

Cost of the Procedures

Prices for cosmetic surgery procedure can vary. A surgeon's cost may be based on his or her experience, the type of procedure used, and the geographic location of the office. Many plastic surgeons offer patient financing plans, so be sure to ask.

Cost may include:

- Anesthesia fees
- Hospital or surgical facility costs
- Medical tests
- Post-surgery garments
- Prescriptions for medication
- Surgeon's fee

Most health insurance does not cover cosmetic surgery or its complications.

Your satisfaction involves more than a fee:

When choosing a plastic surgeon for a plastic surgery procedure, remember that the surgeon's experience and your comfort with him or her are just as important as the final cost of the surgery.

Is Plastic Surgery Right for Me?

Plastic surgery has obvious and often dramatic benefits. You'll achieve the best results from plastic surgery if you and your surgeon communicate openly and work together to achieve realistic goals.

An understanding of your goals, expectations and motivation is essential to a successful partnership between you and your surgeon, helping both of you to determine whether plastic surgery is the right choice for you.



MODEL

If you are considering plastic surgery, keep in mind the following:

- No surgery can achieve perfection, and there is no guarantee that the results will look exactly as you wanted or hoped for.
- Plastic surgery can reshape your body, not your life. Although enhanced appearance after surgery may improve your self-esteem, plastic surgery will not solve career, marital or emotional problems.
- Do it at the right time, when you don't feel exceptional stress and when you have emotional support available.
- Do it for you, not to fulfill someone else's desires or to try to fit any sort of ideal image.
- Be prepared to tolerate some discomfort during and after surgery, as well as the possibility of scars or other side effects.
- Understand the risks of plastic surgery.
- Prepare to pay for your surgery if your insurance does not cover the costs, as is the case for most elective cosmetic plastic surgery.
- Know that plastic surgery is not suitable for everybody, especially people who are prone to mood swings or erratic behavior, who abuse drugs or alcohol, or who are receiving treatment for clinical depression or other mental illnesses.
- Patients under the age of 18 need parental consent for surgery and must also have achieved certain milestones in growth and physical maturity.

Eyelid Surgery

Cosmetic eyelid surgery is a surgical procedure to improve the appearance of the upper eyelids, lower eyelids, or both, restoring firmness to the area surrounding the eyes and making you look more rested and alert.

Procedural steps: An incision within the natural crease of the upper eyelid allows access to remove excess skin, muscle and underlying fatty tissue. Using an incision inside the lower eyelid, fat is removed or redistributed and the muscle is modified to correct a baggy lower eyelid.

An incision just below the lower lash line allows excess skin to be removed. Laser resurfacing may be used to smooth lower lid skin.

Recovery: Bruising should subside in five to 10 days and swelling should subside in two to four weeks. Final results may appear in one to two months. Incision lines will continue to refine and fade for one year.

Cost: Prices for cosmetic procedures may vary from year to year. To find out the latest cost information for this procedure, please visit PlasticSurgery.org.

Specifically, eyelid surgery can treat:

- Loose or sagging skin that creates folds or hides the natural contour of the upper eyelid
- Excess skin that hangs down from the upper eyelid, sometimes impairing vision
- Excess fatty deposits that appear as puffiness in the upper eyelids
- Bags under the eyes
- Droopiness of the lower eyelids, showing white below the iris
- Excess skin and fine wrinkles of the lower eyelid



Brow Lift

If you have expression lines or other signs of aging in the forehead and brow region which you find bothersome, a brow lift (also called a forehead lift) may be right for you.

A brow lift is designed to correct all of these aging features, restoring a more youthful, rested appearance with uplifted contours and improved tone in facial skin and underlying muscle.

Procedural steps: Brow lift surgery can be performed using an endoscope (a thin tube with a camera on the end) and special instruments placed through small incisions made within the hairline. This allows the tissue and muscle beneath the skin to be adjusted, correcting the source of visible creases and furrows in the forehead. Some surgeons prefer to perform a browlift through what is called a “coronal incision.” The coronal incision is created from ear to ear across the top of the head, within the hair-bearing skin.

For women with very high foreheads, an incision just at the anterior hairline may be recommended. In this way the brow can be lifted without altering the height of the front hairline. The resulting scar, while somewhat more visible, can often be hidden with bangs.

Recovery: Swelling should subside in two to four weeks. Final results may appear within one to two months. Incision lines will continue to refine and fade for up to one year.

Cost: Prices for cosmetic procedures may vary from year to year. To find out the latest cost information for this procedure, please visit PlasticSurgery.org.

Specifically, a brow lift can:

- Minimize the creases that develop across the forehead or those that occur high on the bridge of the nose between the eyes
- Improve what are commonly referred to as frown lines
- Reposition a low or sagging brow that is hooding the upper eyelid
- Raise the eyebrows to a more alert and youthful position

Endoscopic Incision



Coronal Incision



Face Lift

If you are concerned about the loss of youthful contours in your face and neck, or you notice excess wrinkling of the neck skin, a “turkey wattle” or double chin, and jowl lines and you are not yet ready for a full facelift, a neck lift may be right for you. A neck lift, or lower rhytidectomy, is a surgical procedure that improves visible signs of aging in the jawline and neck, such as:

- Excess fat and skin relaxation in the lower face that creates jowls
- Excess fatty deposits under the chin
- Loose neck skin
- Muscle banding in the neck, which created abnormal contours



Procedural steps: Depending on the degree of change you'd like to see, your neck lift choices include a traditional neck lift incision or a limited incision neck lift. A traditional neck lift incision often begins in the hairline at the level of the sideburn, continues down and around the ear and ends in the posterior hair. Fat may be sculpted or redistributed from the jowls and neck. The tissue underlying the neck skin is repositioned, and commonly the platysma muscle is tightened. Skin is redraped over the uplifted contours and excess skin is trimmed away. A separate incision under the chin is often necessary for liposuction of this area and for repair of the muscle. Sutures or skin adhesives close the incisions.

A limited incision neck lift may involve incisions only around the ear. While the incisions are shorter, the results may be more limited. Incision lines are closed with sutures and perhaps skin glue. Sutures may be dissolving, or may need to be removed after a few days.

Recovery: It may take several weeks to months for swelling to fully dissipate and up to six months for incision lines to mature. Once healed, the incision lines from a neck lift are usually well concealed within the hairline and in the natural contours of the ear. Your final result should not only provide a more youthful and rested appearance, but also help you feel more confident about yourself.

Cost: Prices for cosmetic procedures may vary from year to year. To find out the latest cost information for this procedure, please visit [PlasticSurgery.org](https://www.plasticsurgery.org).

Soft Tissue Fillers

If you would like to restore facial contours, or reduce the appearance of lines and creases, injection therapy with soft tissue fillers may be right for you. Injectable fillers can:

- Plump thin lips
- Enhance shallow contours
- Soften facial creases and wrinkles
- Improve the appearance of recessed scars

Procedural steps: A pharmaceutical filler substance or your own fat is injected below the skin surface to fill hollow areas and creases, or plump the lips and back of the hands. Fat is typically taken from the inner thigh or abdomen.

Recovery: Swelling should dissipate in two to five days, or one to two weeks with fat injections. This procedure produces temporary results, lasting a few months to several years or more, based on the filler used, treatment site and individual patient factors. Some products may be permanent.

Cost: Prices for cosmetic procedures may vary from year to year. To find out the latest cost information for this procedure, please visit PlasticSurgery.org.



Nose Surgery

Also known as rhinoplasty, surgery of the nose improves the appearance and proportion of your nose, enhancing facial harmony and self-confidence.

While the shape of your nose is usually the result of heredity, the appearance may have been altered in an injury prior surgery. Surgery of the nose may also correct impaired breathing caused by structural defects in the nose.

Rhinoplasty can change:

- Nose size, in relation to facial balance
- Nose width, at the bridge or in the size and position of the nostrils
- Nose profile, with visible humps or depressions on the bridge
- Nasal tip, that is enlarged or bulbous, drooping, upturned or hooked
- Nostrils that are large, wide or upturned
- Nasal asymmetry


Procedural steps: Incisions hidden at the nostril base and/or inside the nose allow access to reshape underlying cartilage and/or bone. This may include lowering humps, narrowing of nasal bones, shaping of the nasal tip or nostril size and improving the angle between the nose and the upper lip. This procedure also can correct breathing difficulties caused by structural irregularities.

Open rhinoplasty incision across the columella



Recovery: You should see a change within six to eight weeks following surgery, with continued refinement for six to 12 months. Cartilage is a flexible and growing tissue; therefore results following surgery are not fully predictable.

Cost: Prices for cosmetic procedures may vary from year to year. To find out the latest cost information for this procedure, please visit [PlasticSurgery.org](https://www.PlasticSurgery.org).



Liposuction

Despite good health and a reasonable level of fitness, some people may still have a body with disproportionate contours due to localized fat deposits. Liposuction slims and reshapes specific areas of the body by removing excess fat deposits, improving your body contours and proportion, and ultimately enhancing your self-image.

Liposuction may be used to reduce localized fat deposits of the:

- Thighs
- Hips and buttocks
- Abdomen and waist
- Upper arms
- Back
- Inner knee
- Chest area
- Cheeks, chin and neck
- Calves and ankles

Recovery: Swelling should subside, bruising should fade and initial results may appear in two to four weeks. Final results could appear in two to six months. Significant weight gain can cause recurrence of fatty deposits.

Cost: Prices for cosmetic procedures may vary from year to year. To find out the latest cost information for this procedure, please visit PlasticSurgery.org.

There are three common variations to the procedural technique:

- Traditional liposuction is surgical suctioning of excess fat deposits
- The tumescent, also called super-wet, technique requires an infusion of saline solution with adrenaline and possibly anesthetic prior to removal of excess fat
- Ultrasound-assisted lipoplasty uses ultrasonic energy to liquefy excess fat prior to surgical suctioning



MODEL

Tummy Tuck

If you want a tighter, flatter abdomen, then a tummy tuck may be appropriate to help achieve your goals. Also known as abdominoplasty, a tummy tuck removes excess fat and skin, and in some cases restores weakened or separated muscles. This creates an abdominal profile that is smoother and firmer, often enhancing your body image and confidence.

Procedural steps: A tummy tuck involves the surgical removal of excess abdominal fat and skin and includes tightening of the abdominal wall where muscles have weakened. A full tummy tuck requires a horizontal incision in the area between the pubic hairline and navel. Incision size is largely dependent on the amount of excess skin to be removed. When a correction is isolated to the area below the navel, a limited or “mini tummy tuck” with a shorter incision at the pubic bone may be recommended. Liposuction may be performed with a “mini tummy tuck” where excess fat is the only factor.

Recovery: Swelling should subside and initial results may appear in two to four weeks. Final results could appear in eight weeks. Incision lines will continue to flatten and fade for up to one year.

Cost: Prices for cosmetic procedures may vary from year to year. To find out the latest cost information for this procedure, please visit PlasticSurgery.org.



Breast Lift

A breast lift raises and firms the breasts by removing excess skin and tightening the surrounding tissue to reshape and support the new breast contour. Sometimes the areola becomes enlarged over time, and a breast lift will reduce this as well.

Procedural steps: Excess skin is surgically removed to raise the nipple and tighten the breast tissue. Incision patterns vary, depending on degree of excess skin and amount of lifting required as well as patient and surgeon preference. After your doctor makes the incisions, the underlying breast tissue is lifted and shaped to improve breast contour and firmness. The nipple and areola are repositioned to a natural, more youthful height. If necessary, enlarged areolas are reduced by excising skin at the perimeter. Excess breast skin is removed to compensate for a loss of elasticity.

Recovery: Swelling should subside in two to four weeks. Breast shape may take one to three months to fully refine. Incision lines will continue to flatten and fade for up to one year.

Cost: Prices for cosmetic procedures may vary from year to year. To find out the latest cost information for this procedure, please visit PlasticSurgery.org.

There are three common incision patterns:



1) *Around the areola*



2) *Around the areola and vertically down from the areola to the breast crease*



3) *Around the areola, vertically down from the breast crease and horizontally along the breast crease*

Breast Augmentation

Breast size is important to many women for a variety of reasons. If you are dissatisfied with your breast size, augmentation surgery is a choice to consider. Breast augmentation can:

- Increase fullness and projection of your breasts
- Improve the balance of your figure
- Enhance your self-image and self-confidence

Procedural steps: Common incision locations include the breast crease, in the underarm, or around the areola (pigmented skin surrounding the nipple). Placement of implants beneath the chest wall muscle or directly behind breast tissue using pre-filled implants or implants filled during surgery creates desired volume. Breast augmentation is generally performed as an outpatient procedure under local anesthesia with sedation; general anesthesia may be recommended.

Recovery: The results of a breast augmentation are visible immediately. Swelling should subside in two to four weeks.

Cost: Prices for cosmetic procedures may vary from year to year. To find out the latest cost information for this procedure, please visit PlasticSurgery.org.

Implants may need to be replaced:

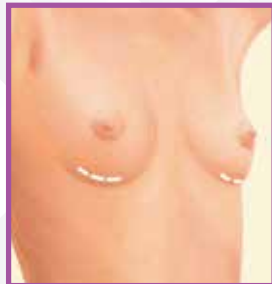
It's important to know that breast implants are not designed to last a lifetime. You should plan for an annual examination by your plastic surgeon to see if the implants need to be replaced.



MODEL



Periareolar incision



Inframammary incision



Transaxillary incision

Male Breast Reduction

Enlarged male breasts, also known as gynecomastia, can cause emotional discomfort and impair your self-confidence. Enlargement of breast tissue in males is characterized by:

- Excess localized fat
- Excess glandular tissue development
- A combination of both excess fat and glandular tissue
- Gynecomastia may present unilaterally (one breast) or bilaterally (both breasts)

Gynecomastia can be surgically treated by removing excess fat, glandular tissue and/or skin. The result is a better proportioned more masculine-contoured upper body and the freedom and self-confidence to lead an active life. Male breast reduction is performed with either liposuction, excision, or a combination of both.

Procedural steps: Surgical removal of excess tissue is performed by excision and/or liposuction. This procedure can include areola reduction.

Liposuction procedural steps: In cases where gynecomastia is primarily the result of excess fatty tissue, liposuction techniques alone may be used. This requires insertion of a cannula, a thin hollow tube, through several small incisions. The cannula is moved back and forth in a controlled motion to loosen the excess fat, which is then removed from the body by vacuum suction.




Excision procedural steps: Excision techniques are recommended where glandular breast tissue or excess skin must be removed to correct gynecomastia. Excision also is necessary if the areola will be reduced or the nipple will be repositioned to a more natural male contour. Incision patterns vary depending on the specific conditions and surgical preference.

Recovery: Initial swelling should dissipate in two to four weeks. Final results may appear in two to four months. Incision lines will continue to fade for up to one year. Significant weight gain can reverse results.



Member



AMERICAN SOCIETY OF
PLASTIC SURGEONS®

This brochure is intended strictly for educational purposes. It is not intended to make any representations or warranties about the outcome of any procedure. It is not a substitute for a thorough, in-person consultation with a board certified plastic surgeon.