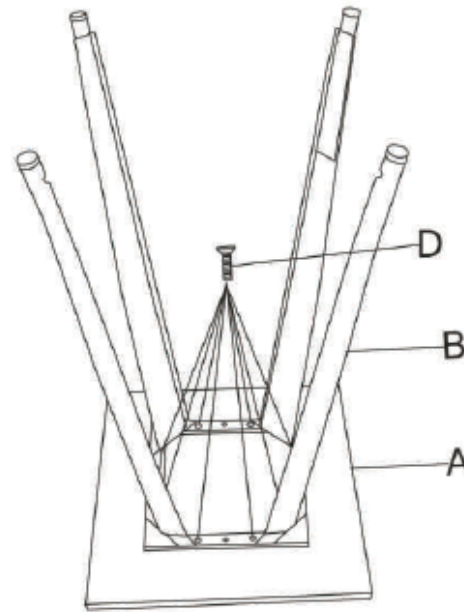


Assembly Instructions DANNE-B Bar Table

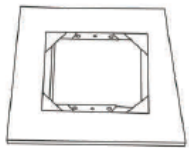
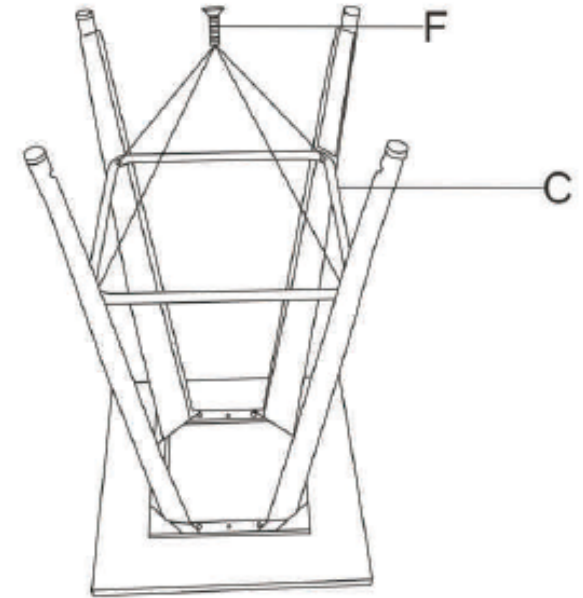
PLEASE NOTE: Check that you have received all components and hardware before assembling. If you are missing any parts, contact your retailer.



Step:1



Step:2



A (1 pc)



B (4 pcs)



C (1 pc)



D (12 pcs)
M6x14 mm

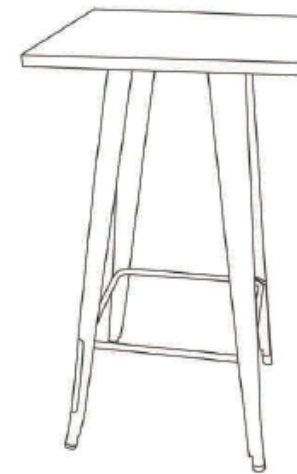


E (1 pc)



F (4 pcs)
M6x20 mm

Step:3



During assembly, hand tighten screws only. When the screws are in place, tighten completely.