



Assembly Instructions


GILBERT Large (30x54") Desk

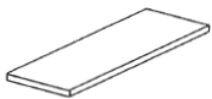



- (R & L)





A (2 pcs)
- 


B (2 pcs)
- 


C (2 pcs)
- 

D (1 pc)
- 

E (4 pcs)
- 

F (4 pcs)
1/4" x 2"
- 

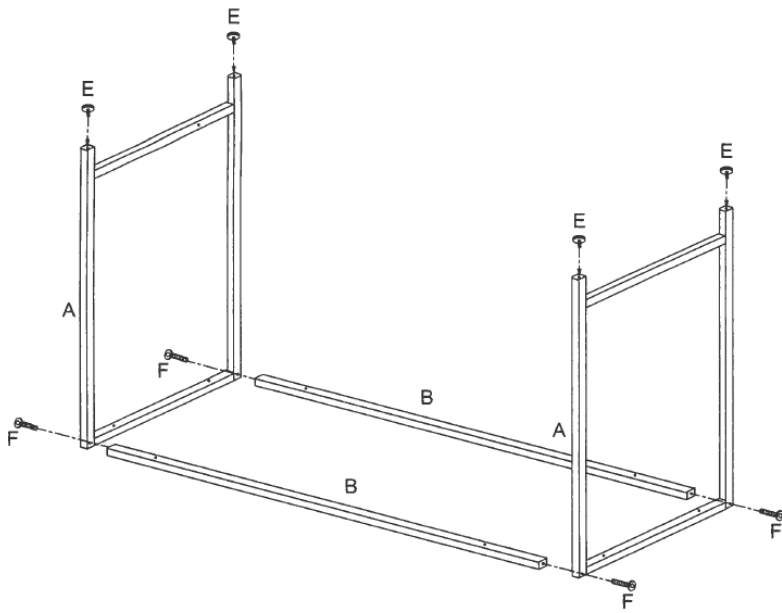
G (8 pcs)
1/4" x 1-1/2"
- 

H (3 pcs)
1/4" x 1/2"
- 

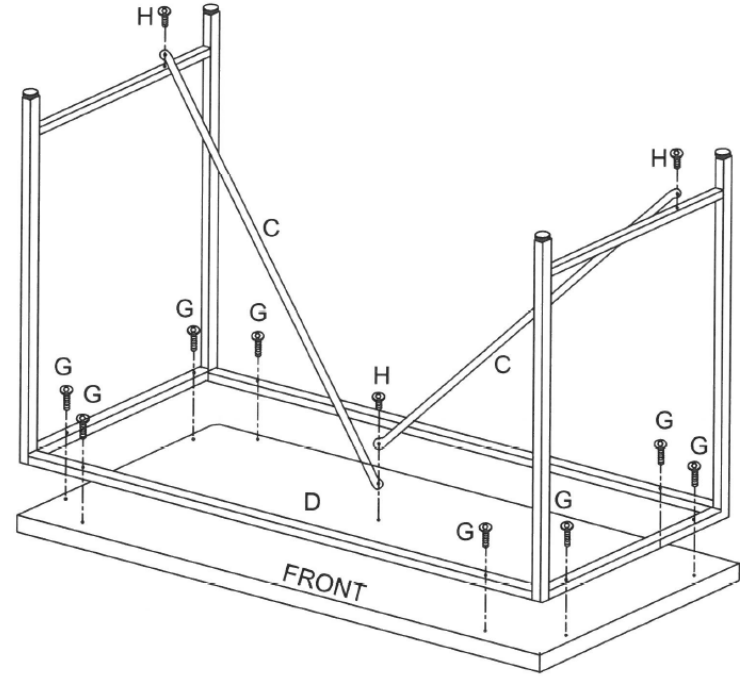
I (1 pc) Allen Wrench

PLEASE NOTE: Check that you have received all components and hardware before assembling. If you are missing any parts, contact your retailer.

1



2



During assembly, hand tighten screws only. When all screws are in place, then tighten completely.