
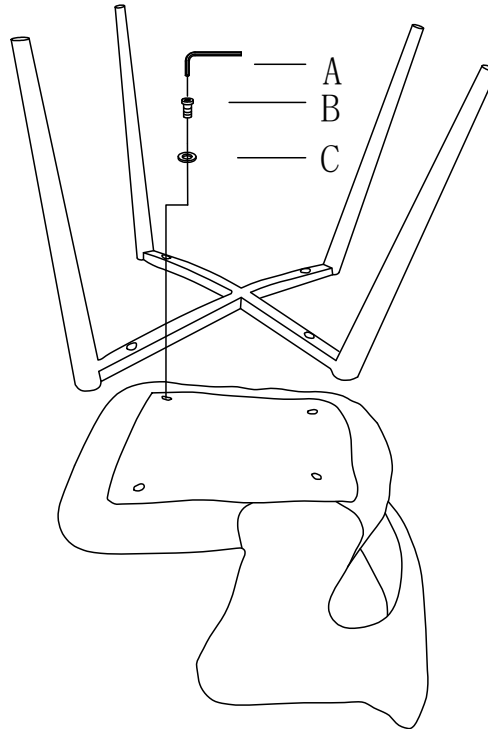


# Assembly Instructions


## VIDAR Side Chair



### STEP 1



### FINISHED



A (1 pc)  
4mm



B (4 pcs)  
M6x40



C (4 pcs)  
Ø6

PLEASE NOTE: Check that you have received all components and hardware before assembling. If you are missing any parts, contact your retailer.

During assembly, hand tighten screws only. When all screws are in place, then tighten completely.