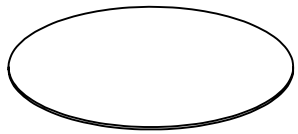


Assembly Instructions

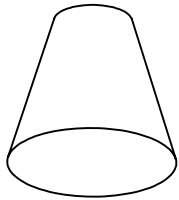
WESLEY 43/53" Dining Table



2 people recommended



A (1 pc)



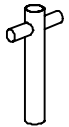
B (1 pc)



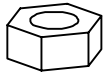
C (2 pcs)
M8-1.25 x 645mm



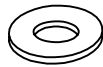
D (2 pcs)
Ø10x40



E (1 pc)
M8



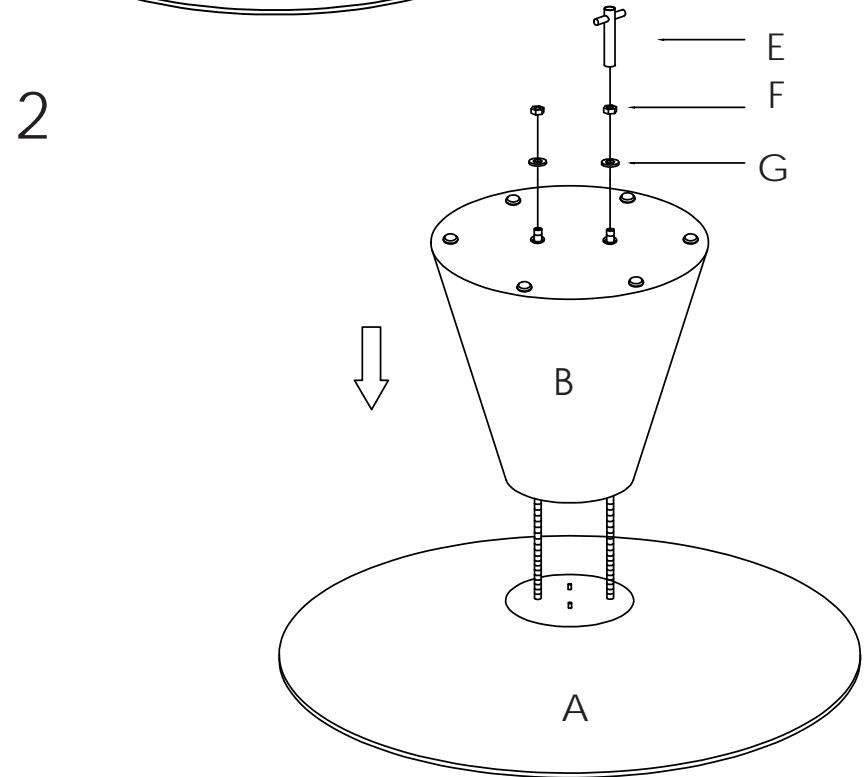
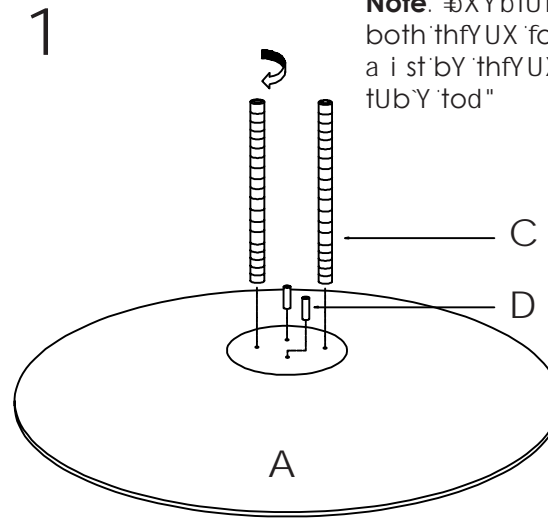
F (2 pcs)
M8



G (2 pcs)
Ø8

DO NOT USE POWER TOOLS

PLEASE NOTE: Check that you have received all components and hardware before assembling. If you are missing any parts, contact your retailer.




During assembly, hand tighten screws only. When the screws are in place, tighten completely.

Assembly Instructions

WESLEY 43/53" Dining Table

PLEASE NOTE: Check that you have received all components and hardware before assembling. If you are missing any parts, contact your retailer.



NOTE: If the table is wobbly, the plastic feet (6 pcs) can be adjusted as needed. Turn right to bring the feet in, or turn left to bring the feet out more.