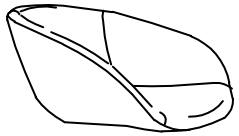


Assembly Instructions

ZACH-B Bar Stool

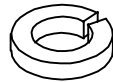
PLEASE NOTE: Check that you have received all components and hardware before assembling. If you are missing any parts, contact your retailer.



A (1 pc)




B (1 pc)



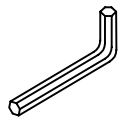
C (4 pcs)



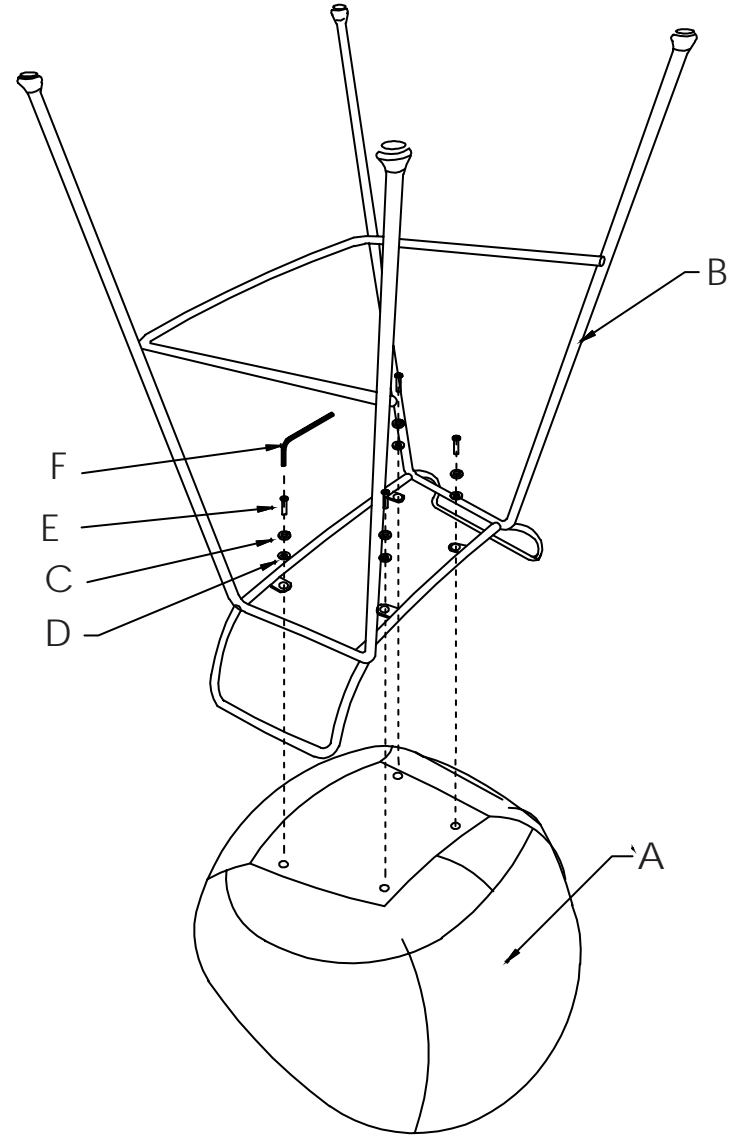
D 3mm
(4 pcs)



E (4 pcs)
M6-1 x 20mm



F (1 pc)



During assembly, hand tighten screws only. When the screws are in place, tighten completely.