

**BECKHOFF** New Automation Technology

# PC-based Control: Cut Costs Using Comprehensive Energy Data Management.



IPC
I/O
Automation

# Energy and raw materials: discover your savings potential.

Elimina la filigrana digital ahora



Cost pressures and efficiency optimisation: all manufacturing enterprises face these challenges every day. The PC-based control system from Beckhoff maximises savings potential in key areas, ensuring that these challenges are solved. The first covers raw materials savings through fast, high-precision control technology in the form of eXtreme Fast Control technology (XFC) – explained in detail at [www.beckhoff.com/XFC](http://www.beckhoff.com/XFC).

## Company

If you want to meaningfully lower the costs of energy, you have to look at the big picture: and create transparency with regard to consumption by offices, conference rooms, cafeterias, foyers, administration wings, basements and auxiliary buildings.

## Production

If you want to lower the costs associated with energy and raw materials, you have to do so in all production areas at the same time: that begins with the determination of the peak load and usage of all production plants.

## Machines and plants

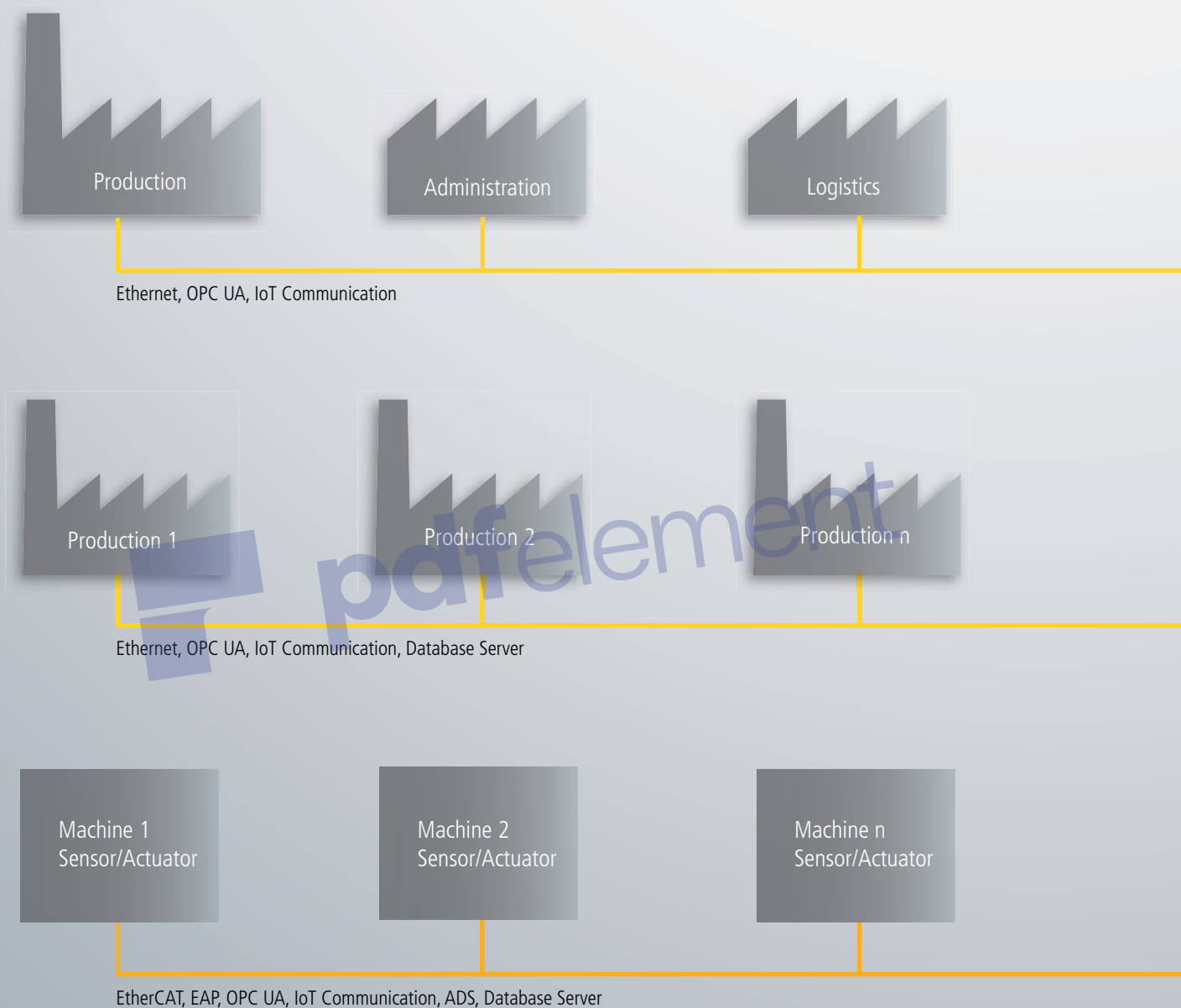
If you want to lower the costs of energy and raw materials, you have to consciously think small: and measure the consumption of even the smallest actuator with the utmost precision.

The second key savings factor: robust energy management that covers the full spectrum of buildings, production facilities and machines with one universal platform. Massive cost savings are possible here – on one condition: complete, transparent acquisition and processing of all energy consumption data from the whole enterprise. This ensures that the best energy management decisions can be made to best drive down costs. Beckhoff establishes this transparency for energy

data management technology that can be directly integrated into your PC-based automation controller. This way, machines can be analysed and classified in the simplest possible way, “energy hogs” can be dealt with and all relevant key metrics can be determined. As a result, your facility can also become a “Smart Factory” in terms of energy efficiency – while at the same time fulfilling demanding energy requirements and regulations from around the world, such as ISO 50001.

- Intelligent energy management significantly optimises efficiency.
- Beckhoff supports the transparent acquisition and processing of all energy consumption data.
- Direct integration in a standard PC-based controller
- Fulfils energy efficiency requirements such as ISO 50001

# Universal and fully transparent: monitoring, measurement and analysis with PC-based control.



# Energy Management System

OPC UA



Wearable Device



Visualisation of the production data



## Company

The consumption of electricity, heat, water and gas is monitored at all company levels, analysed and then supplied to the higher level energy management system via OPC-UA.

Current

Heat | Gas

Water

## Production

From the small business to the global enterprise with multi-site operations: Beckhoff monitors the energy consumption, detects air pressure leaks in the field, for example, and visually displays all production-related energy data.

Current

Heat | Gas

Wasser

Air pressure consumption

## Machines and plants

Electricity, air pressure consumption, temperature and machine-specific data are monitored and recorded directly on-site in the field.

Current

Air pressure consumption

Temperature

Condition Monitoring

Beckhoff creates the foundation for highly efficient energy data management with PC-based control technology. It is essential to look at the picture as a whole: the measurement of all energy consumption in the enterprise is just as important as the high-precision acquisition of the data for each individual consumer. Therefore, Beckhoff offers the power to measure energy consumption precisely, right where it takes place – at any location within the company in each area, at each machine and directly at each

actuator. The energy consumption is measured via distributed I/O systems from Beckhoff. The raw data are transmitted to the controller via the fast, broadband EtherCAT system. TwinCAT control software enables pre-processing of data, such as analyses, scope and HMI functions. All energy data are supplied to the higher-level energy management system via standardised interfaces such as OPC-UA.

- High-precision measurement of total resource consumption and of each individual consumer
- Energy consumption recording via Beckhoff I/O
- Data transmission via EtherCAT industrial Ethernet system
- Data pre-processing via TwinCAT software
- Transfer to higher level energy management systems via OPC-UA

# System-integrated energy data management: the simple extension to your PC-based controller.

Through a wide range of I/O Terminals with advanced functionality, Beckhoff integrates measurement technology directly into the standard I/O system. Modular measuring terminals are available for applications that range from the measurement of temperature, power, current and voltage up to complex mains monitoring or Condition Monitoring.

The signals are made available to the controller as raw data for processing. Now only one controller is required for automation and energy data management – TwinCAT automation software covers everything in one universal system: System Manager, engineering, runtime functions such as PLC, motion control and measurement modules such as condition monitoring

or scope. PC-based control significantly simplifies implementation and retrofitting requires little effort. At the same time, the Beckhoff principle of open control technology and the high signal variety in the I/O system guarantee maximum flexibility and compatibility with existing equipment and facilities.

## Direct measurement

- EL3403 and KL3403 3-phase power measurement, 500 V AC
- EL3413 3-phase power measurement, 690 V AC
- EL3773 high-end power analysis



Current

## Indirect measurement (meter)

- KL6401 LON Bus Terminal
- KL6781 M-Bus master terminal
- EL6224, KL6224 IO-Link master terminals
- EL1xxx/KL1xxx digital input terminals (acquisition of pulse outputs)



Heat | Gas

## Indirect measurement (meter)




- KL6401 LON Bus Terminal
- KL6781 M-Bus master terminal



Water



TC Database Server, OPC UA



**Connectivity**

- TF6100 | TC3 OPC UA
- TF6420 | TC3 Database Server
- TF6421 | TC3 XML Server
- TF6500 | TC3 IEC 60870-5-10x
- TF670x | TC3 IoT Communication

**Measurement technology**

- TF3600 | TC3 Condition Monitoring
- TE1300 | TC3 Scope View

**Direct measurement**

- EP3744 pressure measurement box
- KM37xx and EM37xx pressure measurement terminals

**Indirect measurement (analog)**

- EL3xxx and KL3xxx analog input terminals
- EP3xxx analog input modules
- EL6224, KL6224 IO-Link master terminals



Air pressure consumption

**Direct measurement**

- KL33xx, EL33xx and EP3314 thermocouple
- KL32xx, EL32xx and EP3204 resistance sensor RTD



Temperature

**Direct measurement**



- EL3632 CMS terminal (IEPE)



Condition Monitoring

Solutions that  
maximise your  
energy cost savings.

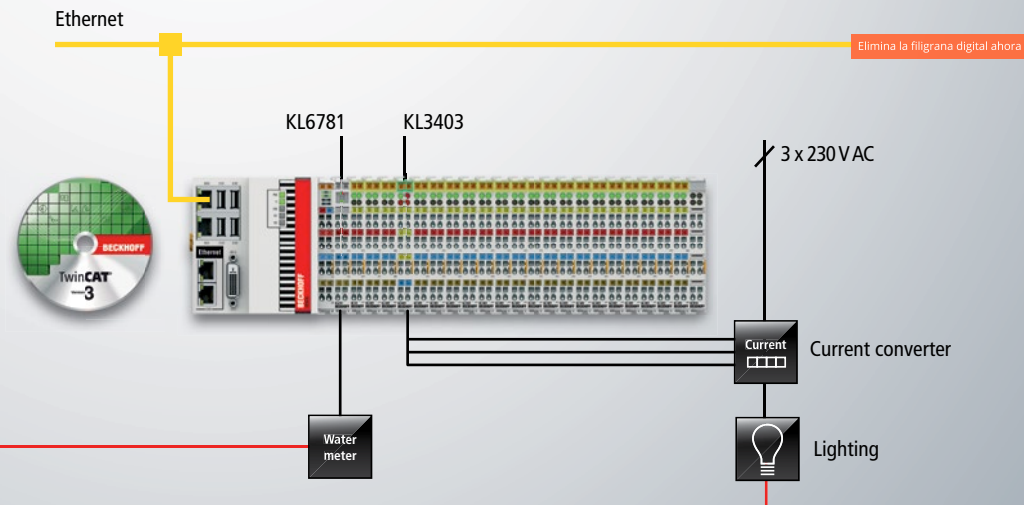
Elimina la filigrana digital ahora



## Administration

Energy data management in building automation:

- Embedded PC with TwinCAT 3
- Bus Terminals
  - current: KL3403 3-phase power measurement terminal
  - water: KL6781 M-Bus master terminal

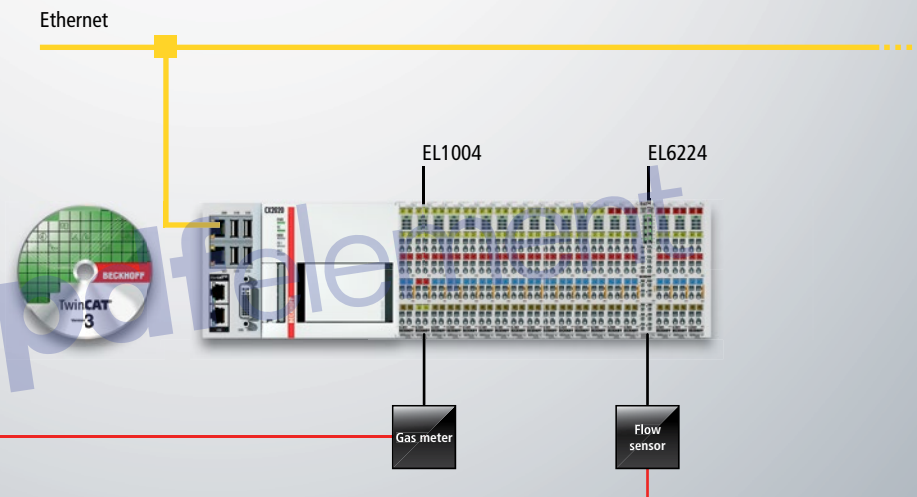


Elimina la filigrana digital ahora

## Production

Energy data management in production facilities:

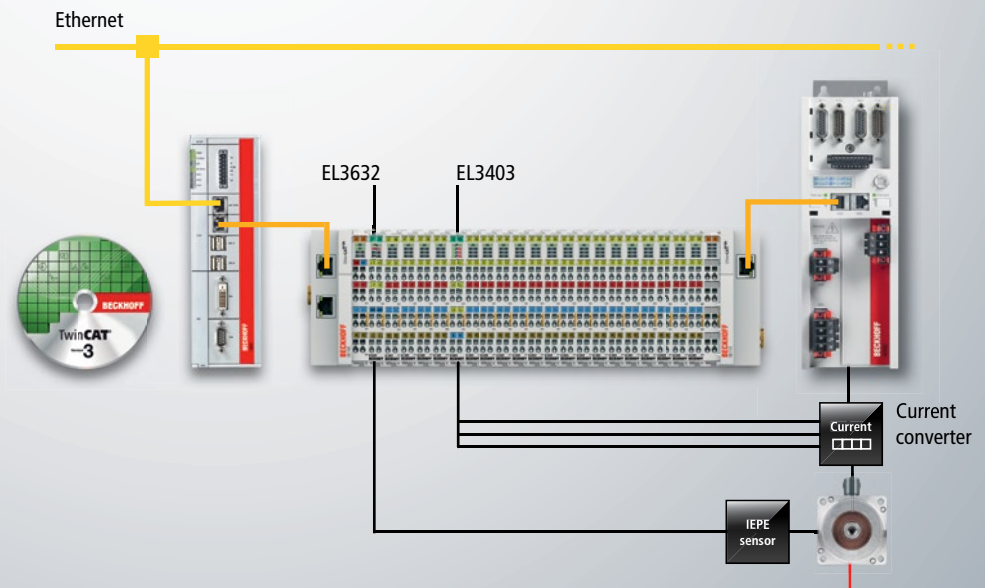
- Industrial PC with TwinCAT 3
- Bus Terminals
  - gas: EL1004 digital input terminal
  - air pressure consumption: EL6224 IO-Link master terminal



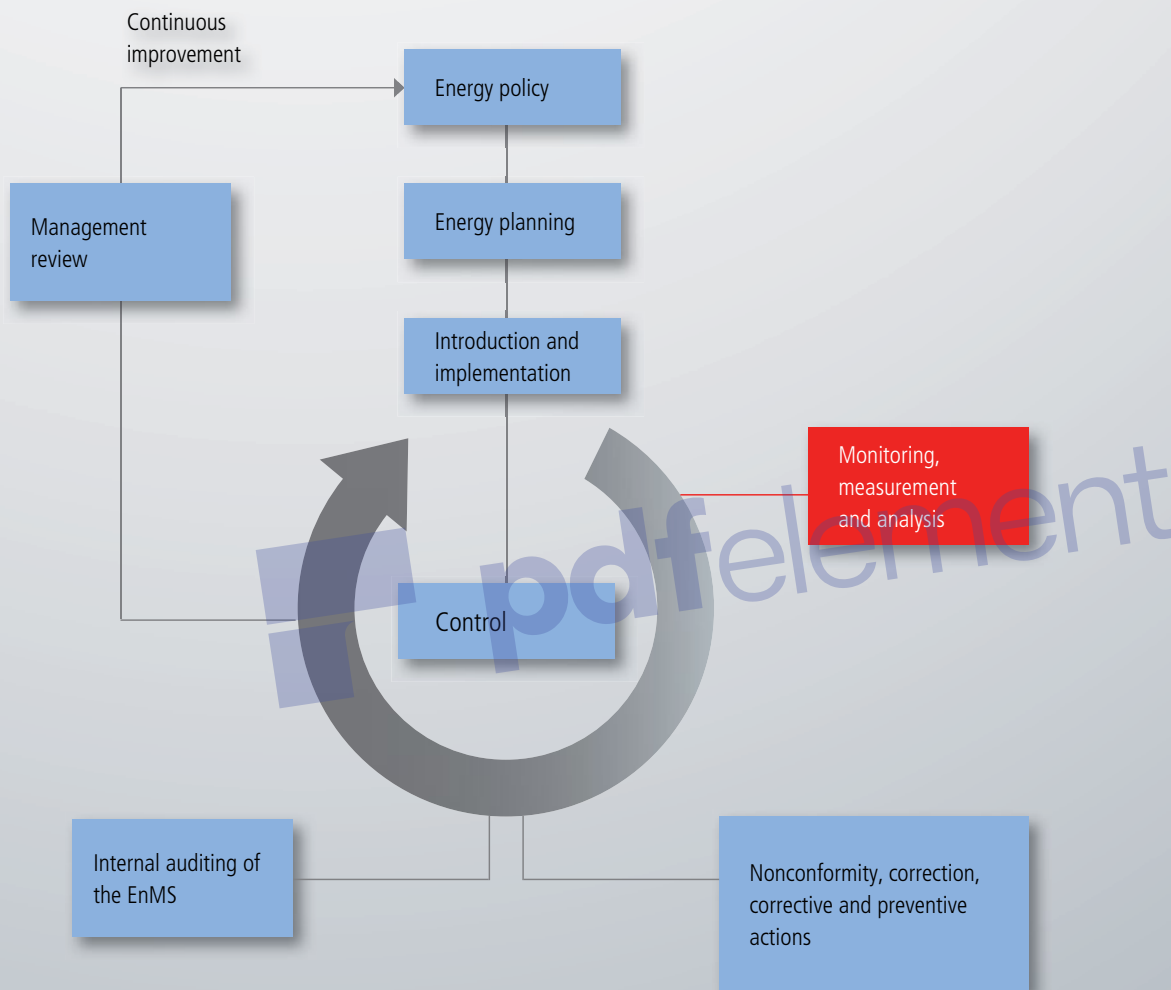
## Machines and plants

Energy data management on the machine:

- Industrial PC with TwinCAT 3
- EtherCAT Terminals
  - EL3403 3-phase power measurement terminal
  - EL3632 condition monitoring terminal



# Integrated energy data management enables the implementation of ISO 50001...



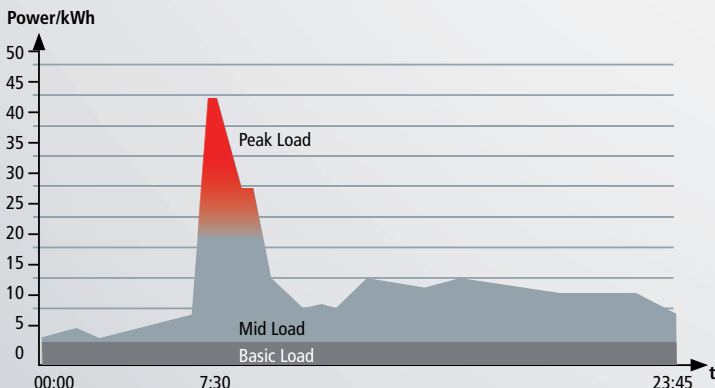
Source: ISO 50001

An initial implementation as well as the constant, optimised compliance with ISO 50001 or certification according to EMAS (Eco-Management and Audit Schemes) is compulsory for tax breaks and refunds related to energy and environmental taxes in many countries. Continuous, highly precise energy data are required for these improvements. Beyond that, the Energy Efficiency Directive (EED) requires that all companies not falling under the definition of "small enterprises" implement an

energy audit as well as an energy or environmental management system. In this context, Beckhoff supplies the ideal automation toolkit to successfully implement reliable and continuous monitoring, analysis and evaluation of data around the world.

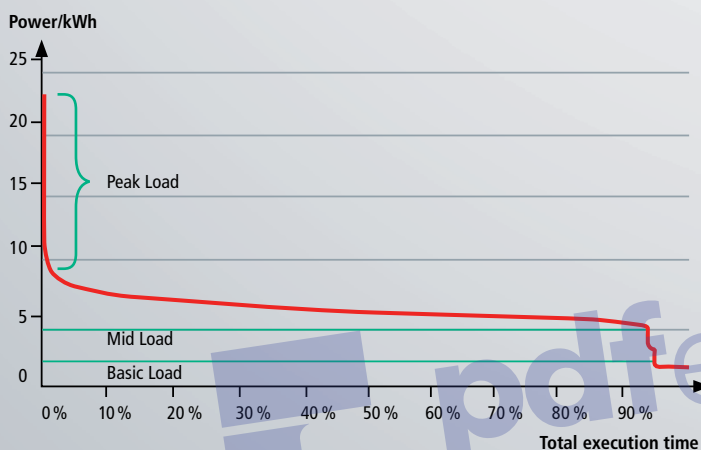
- Continuous energy management optimisation reduces tax burdens
- Potential for energy tax breaks and refunds
- Potential for environmental tax breaks and refunds

# ... creating the basis for extensive and actionable analyses.



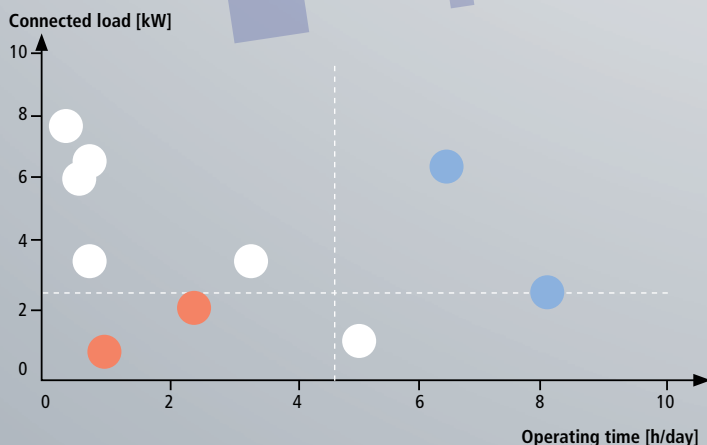
## Load curve determination with PC-based control.

PC-based control supplies the data on the basis of which load curves are created, the peak loads are determined and peak load compensation is enabled.



## Operation during analysis with PC-based control.

PC-based control supplies data on the basis of how to best determine the percentage of total load attributable to each individual load as well as the basic and mean loads.



## Portfolio comparison with PC-based control.

PC-based control can also help illustrate and compare the energy consumption data of individual machines in relation to other machines.

An energy data management system from Beckhoff enables you to achieve transparency regarding energy consumption in your enterprise and helps tailor your energy management precisely to your real world consumption characteristics. With the data provided by the Beckhoff system you can precisely determine peak loads and carry out peak load compensation. The percentage of the total load attributable to each individual load can be determined with great precision, and using the portfolio

comparison you can identify the “energy hogs” in your production and initiate the appropriate measures via comprehensive energy management. All analyses take place with the help of the data provided from the automation controller: It could hardly be any simpler or more integrated.

- PC Control supplies all data for energy consumption analysis
- Precise peak load determinations
- Operating duration analyses
- Portfolio comparisons



Transparent energy data management:

With PC-based Control.

For further information see

► [www.beckhoff.com/energy-data-management](http://www.beckhoff.com/energy-data-management)

**Beckhoff Automation GmbH & Co. KG**

Huelshorstweg 20

33415 Verl

Germany

Phone: +49 5246 963-0

[info@beckhoff.com](mailto:info@beckhoff.com)

[www.beckhoff.com](http://www.beckhoff.com)

Beckhoff®, TwinCAT®, EtherCAT®, Safety over EtherCAT®, TwinSAFE®, XFC® and XTS® are registered trademarks of and licensed by Beckhoff Automation GmbH. Other designations used in this publication may be trademarks whose use by third parties for their own purposes could violate the rights of the owners.

© Beckhoff Automation GmbH & Co. KG 11/2015

The information provided in this brochure contains merely general descriptions or characteristics of performance which in case of actual application do not always apply as described or which may change as a result of further development of the products. An obligation to provide the respective characteristics shall only exist if expressly agreed in the terms of contract.

Picture credits:

- GettyImages - Yoshinori Kuwahara (page 1-2)
- Koch (page 8)
- Miele (page 8)
- nobilia Werke J. Stickling GmbH & Co. KG (page 8)