



# WELCOME TO DELLNER BUBENZER



DELLNER BUBENZER is a global leader in the design and manufacture of braking systems. Our unrivaled braking equipment offers customized stop-action solutions for a wide variety of industries from sea to sky, and everything in between.

For decades DELLNER BUBENZER products have been recognized worldwide as innovative braking solutions that are precision engineered to meet the highest quality standards.

# GLOBAL STRENGTH, LOCAL COMMITMENT

Our global team of experts instill trust in our customers, develop and innovate with the latest technology, and provide strength in our product and personalized service.

Anchored by integrity and committed to sustaining our industry-leading product offering, our diverse community of extremely talented people around the world are committed to serving local customers.

The performance of our products and the satisfaction of our customers is our priority. DELLNER BUBENZER customers trust our commitment to excellence and recognize the value of our investment in our **Worldwide Service Network**.



## PREVENTATIVE SERVICE

INSPECTION &  
MAINTENANCE

REPAIRS

TRAINING



## REACTIVE SERVICE

TECHNICIANS  
ON CALL

24/7 TECHNICAL  
SUPPORT



## LIFE CYCLE MANAGEMENT

CUSTOMIZED  
SERVICE CONTRACTS

RETROFITTING

ORIGINAL  
SPARE PARTS

# THE HIGHEST STANDARDS FOR MAXIMUM PERFORMANCE

DELLNER BUBENZER's innovative braking solutions and products are meticulously tested at our state-of-the-art research and development center. Our rigorous testing process proves and validates our research while ensuring maximum effectiveness, efficiency, and our shared client commitment to safety.

DELLNER BUBENZER's product standards are beyond meeting the Association for Iron & Steel Technology (AIST) criteria and the rigid requirements of Deutsches Institut für Normung e.V. (DIN). With a wide range of high capacity and high performance disc and drum brakes designed to operate in severe duty applications, our research, development, and testing center continuously validates our product performance and integrity.

Our commitment to research, development, and testing is the trustworthy foundation of DELLNER BUBENZER.



## ENGINEERING

- ▶ DELLNER BUBENZER's trusted team of expert engineers rely on decades of experience to deliver superior products and braking systems for a multitude of industry-specific applications.
- ▶ From full braking system design to the assessment and optimization of existing solutions, DELLNER BUBENZER's engineers offer a full suite of services including 3D conceptualization, technical documentation, customized testing, and development of prototypes.




## BRAKING SYSTEM DESIGN

- ▶ DELLNER BUBENZER's provides turn-key solutions for complete braking system design for static and dynamic applications.
- ▶ Upon review of input data, our engineers and product specialists evaluate system requirements, determine quantity, size and distribution of system components, perform 3D modeling for system design and/or adjustments, and deliver a complete global FEM model to ensure proper load management and system performance.



## CLIMATE TESTING

- ▶ All products designed and manufactured by DELLNER BUBENZER endures in-depth climate and pressure performance testing to satisfy a stringent set of requirements for optimal performance, durability and safety.
- ▶ DELLNER BUBENZER conducts performance testing on one of the industry's largest test benches to ensure each product is prepared to meet the most rigorous demands within the world's harshest climates.



## SB 17.3 MX

The SB series stands out due to its extremely fast closing times and its variability. It is used in a wide range of industries around the world due to its versatility, ease of application and user-friendly handling.

**TORQUE:** 750 Nm

**CONTACT FORCE:** 4200 N

### MAIN FEATURES:

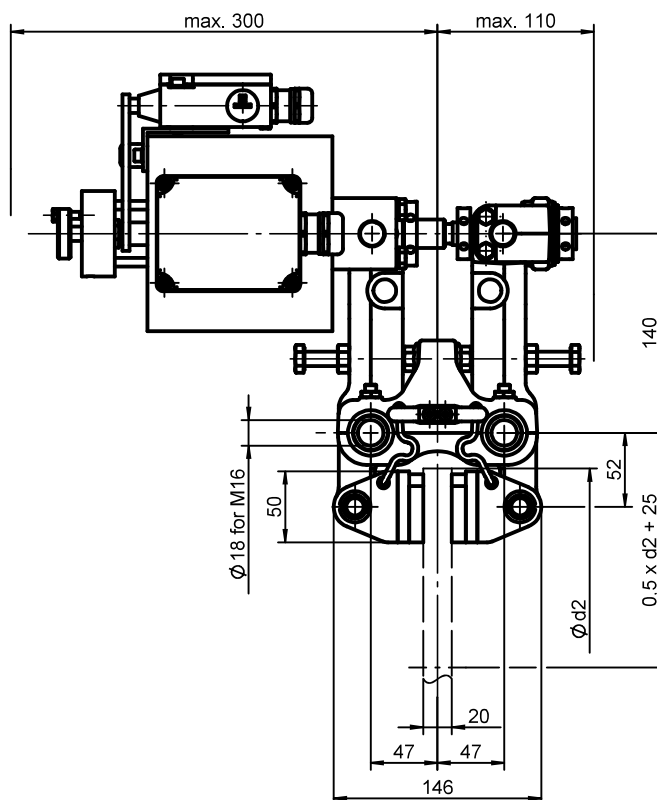
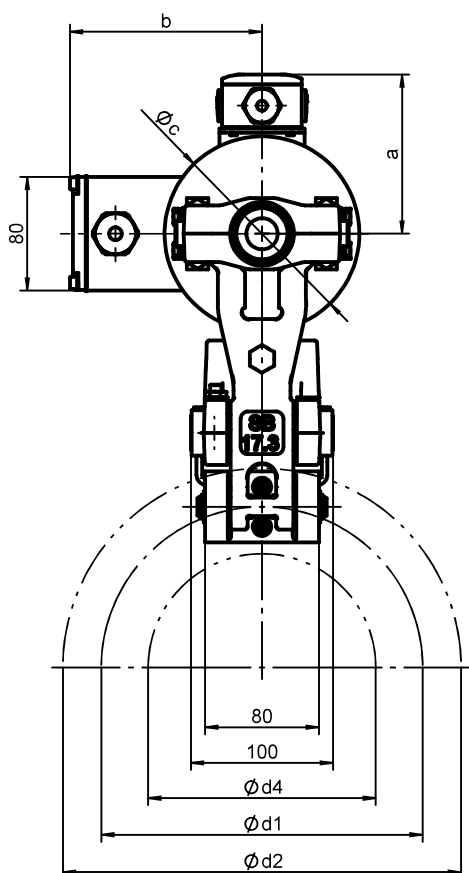
- Electromagnetic release
- High performance by overforcing of electromagnet (magnet IP54)
- Internal rectifier / economizer unit, direct connection to 380-480 V AC, 3 Ph., 50-60 Hz
- Adjustable brake torque
- Simple, manual wear compensation
- Organic, non-asbestos linings
- Manual release and limit switch release control as a standard
- Stainless steel brake body

### OPTIONS:

- Sintered linings
- Hydraulic damping unit for continuously adjustable apply time of 1-8 seconds
- Motor connection flange incl. protective cover
- Brake discs with hubs or couplings

## MB-002013 e

21.07.2022  
Reifenrath




Type	a ca.	b ca.	Øc
111	102	121	114
112	102	121	114
113	102	121	114
133	112	135	137

\*) Average static coefficient of friction for standard material combination

For crane brake layout use safety factors documented in the FEM 1.001, Section 1

Weight with magnet: max. 24 kg		Magnet type	111	112	113	133
		Contact force in N	1100	2150	3150	4200
Disc-Ø	Friction-Ø	Max. hub-Ø	Brake torque M <sub>Br</sub> in Nm			
d <sub>2</sub>	d <sub>1</sub>	d <sub>4</sub>	Friction factor μ = 0,4*			
200	146	80	60	130		
225	171	105	70	150		
250	196	130	85	170	250	
280	226	160	100	195	285	375
315	261	195	115	225	330	440
355	301	235			375	500
400	346	280			435	580
450	396	330				665
500	446	380				750





## SB 17.3 MXs

The SB series stands out due to its extremely fast closing times and its variability. It is used in a wide range of industries around the world due to its versatility, ease of application and user-friendly handling.

**TORQUE:** 535 Nm

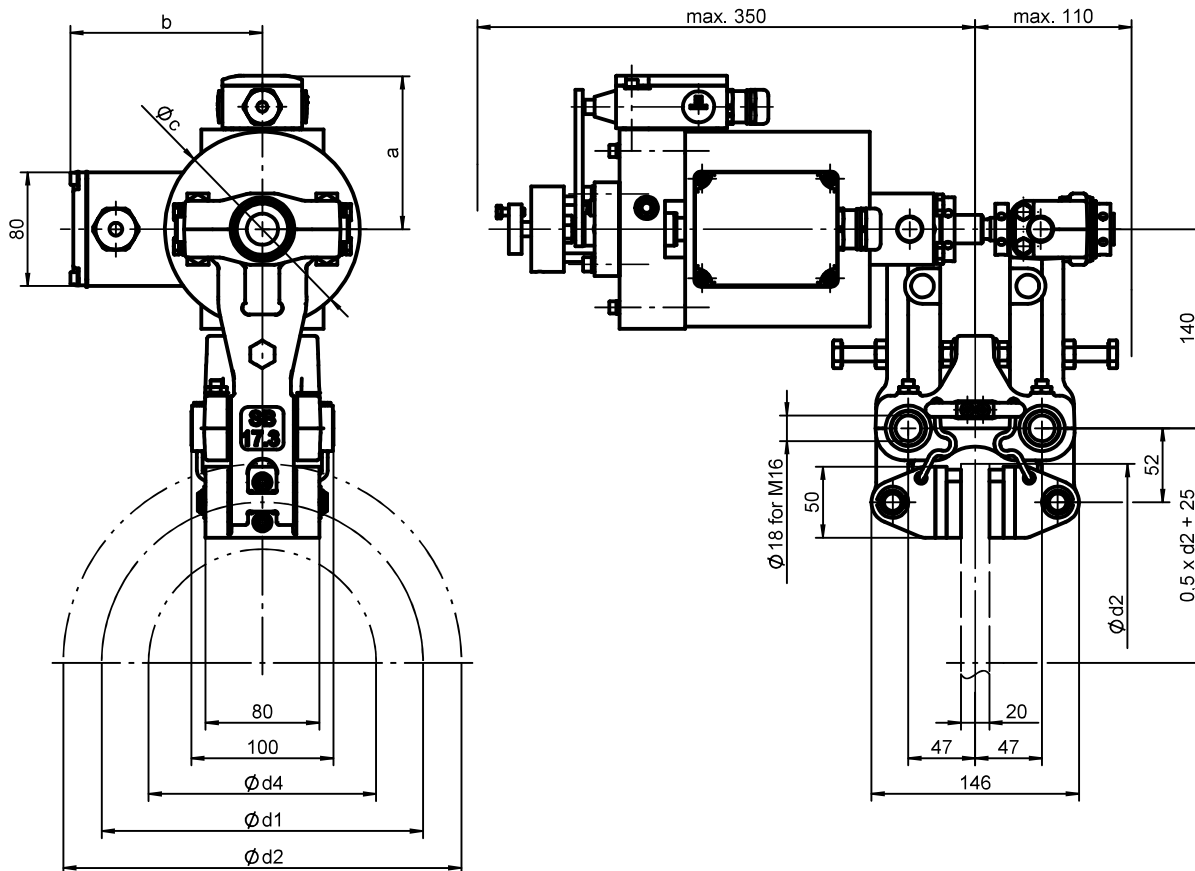
**CONTACT FORCE:** 3000 N

### MAIN FEATURES:

- Electromagnetic release
- High performance by overforcing of electromagnet (magnet IP54)
- Internal rectifier / economizer unit, direct connection to 380-480 V AC, 3 Ph., 50-60 Hz
- Adjustable brake torque
- Simple, manual wear compensation
- Organic, non-asbestos linings
- Manual release and limit switch release control as a standard
- Stainless steel brake body

### OPTIONS:

- Proximity switch pad wear
- Sintered linings
- Hydraulic damping unit for continuously adjustable apply time of 1-8 seconds
- Motor connection flange incl. protective cover
- Brake discs with hubs or couplings



Apply time adjustable 1...8 seconds

### Magnet dimensions

Type	a ca.	b ca.	Øc
112	108	121	114
113	108	121	114
133	108	135	137

All dimensions in mm  
Alterations reserved without notice

\*) Average static coefficient of friction  
for standard material combination

The coefficient of friction is subject to fluctuations depending  
on operational-, material- and ambient-conditions!  
This must be considered during the selection!

For crane brake layout use safety factors documented in the FEM 1.001, Section 1

Weight with magnet: max. 26 kg		Magnet type	112	113	133
		Contact force in N	1000	1500	3000
Disc-Ø d <sub>2</sub>	Friction-Ø d <sub>1</sub>	Max. hub-Ø d <sub>4</sub>	Brake torque M <sub>Br</sub> in Nm Friction factor μ = 0,4*		
200	146	80	58		
225	171	105	68	102	
250	196	130	78	117	235
280	226	160	90	135	270
315	261	195	104	155	310
355	301	235		180	360
400	346	280		207	415
450	396	330			475
500	446	380			535