

## TOGETHER WITH KINGDA FOR SAFE PRODUCTION AND EFFICIENT OPERATION

为客户安全生产、高效运行  
保驾护航

强大泵业集团有限公司  
KINGDA PUMP GROUP COMPANY LTD.

地址: 中国河北省石家庄市行唐县经济开发区强大泵业  
Address: Xingtang Economic Development Zone, Shijiazhuang City, Hebei Province, China  
电话/Tel: +86-311-85426662 +86 18633935649  
邮箱/E-mail: info@kingdagroup.com  
www.kingdagroup.com / www.kingdapump.com




“为世界泵入强大动力”

## FORERUNNER OF GREEN SOLUTIONS FOR FLUID TRANSPORTATION



流体输送绿色解决方案  
供应商





## 公司介绍 COMPANY PROFILE



强大泵业成立于1948年，现已成为全球领先的高性能泵送解决方案供应商和制造商，适用于采矿、建筑、环保、疏浚、电厂、化工、农田、盾构、水处理和其他涉及泥浆或污水等行业  
Kingda Pump was founded in 1948, now it has been a global leading supplier and manufacturer of high performance pumping solutions for mining and mineral processing, aggregates, environmental protection, dredging, tunneling, water treatment and other industries that involve slurry or sewage.



强大泵业占地300余亩，总建筑面积8万多平方米，年可生产渣浆泵、疏浚泵、脱硫泵、盾构用泵等各类工业用杂质泵10000台套，各类泵配件2800T。  
Kingda Pump covers an area of more than 50 acres, with a total construction area of more than 80,000 square meters. It can produce 10,000 sets of various industrial pumps such as slurry pumps, dredging pumps, desulfurization pumps, tunneling pumps, and various pump parts 2800T.



强大泵业拥有主要生产设备378台，特种设备73台。具备从模型制造、铸造、热处理、机加工、钣焊、衬胶、装配、试验等全制造链的生产能力。  
Kingda Pump has 378 sets of main production equipment and 73 sets of special equipment. It has the production capacity of the whole manufacturing chain from model manufacturing, casting, heat treatment, machining, sheet welding, rubber lining, assembly, testing, etc.



强大泵业为绿色系统集成，包含高效多相浆体输送泵的绿色设计、制造、试验平台，生产绿色产品及全生命周期绿色分析建设。  
Construction of a green design platform including high-efficiency multiphase slurry pumps, Green manufacturing platform, Green test platform, Production of green products and green analysis of the whole life cycle.



目前国内，强大渣浆泵市场占有率已达到60%，污水泵市场占有率已超30%，强大泵业在国内外享有盛誉。  
At present, in China, Kingda company's slurry pump market share has reached about 60%, and the sewage pump market share has exceeded 30%. Kingda pump enjoys a high reputation at home and abroad.

## 企业发展历史 HISTORY OF ENTERPRISE DEVELOPMENT



强大泵业集团始建于1948年其前身是石家庄恒大铁工厂  
Kingda was founded in 1948, its predecessor was Shijiazhuang Hengda Iron Works

1948



转隶国家第一机械工业部直属厂改称第一机械工业部石家庄水泵厂  
Subordinate directly to the First Ministry of Machinery Industry and renamed as Shijiazhuang Water Pump Works of the First Ministry of Machinery Industry

1964



改制为石家庄泵业集团有限责任公司  
Restructured into Shijiazhuang Pump Industry Group Co., Ltd.

2000



改制为石家庄强大泵业集团有限责任公司  
Restructured into Shijiazhuang Kingda Pump Industry Group Co., Ltd.

2006



强大泵业集团有限公司  
KINGDA PUMP GROUP COMPANY LTD.

2023



# COMPANY CAPABILITY DESCRIPTION

## 公司能力介绍



成品库

Finished Product Warehouse




立体化自动仓库

Stereoscopic Automated Warehouse



台式热处理炉

Bench Type Heat  
Treatment Furnace



铸造工艺

Casting Process



CAE铸件模拟

CAE Casting Simulation



高压试泵站

Pump performance test station



除尘环保设备

Dust free and environmental  
protection equipment



八米立式车床

8m Vertical Lathe



龙门钻铣中心

Gantry-moving Type Milling  
Machining Center

模型制造采用数控设备加工，能有效保证零件精度；铸造熔炼设备拥有中频感应炉10台，单体铸件重量可达28吨；炉前成份检验采用直读光谱分析仪，成份检测精确，可有效保证铸件质量；造型采用树脂砂生产，公司拥有连续混砂机设备6台，单机混砂能力40t/h；抛丸清理机5台，喷砂房1座，清理毛坯单件最大重量30吨；25t/h自动砂处理线2条，台车式热处理炉5台，可满足30吨以下零件的软、硬化热处理要求。

加工设备金属切削机床100余台，其中8米立车3台， $\phi 130-\phi 200$ 落地镗铣中心3台，立式、卧式加工中心20余台；增置HL-16000型硬支承平衡机一台，可完成16吨以下叶轮的动平衡实验要求，淘汰了平衡架式静平衡方式，显著提高水泵转子件的旋转精度和水泵的运行可靠性。

The Pattern is processed by numerical control equipment, which can effectively ensure the accuracy of the parts. Casting and Melting equipment has 10 intermediate frequency induction furnaces, weight of a single casting can reach 28 tons. Direct Reading Spectrum Analyzer is used for the component inspection before the furnace, which can effectively guarantee component detection and casting quality. Moldings are produced with resin sand, 6 continuous sand mixers, capacity of 40t/h. There are 5 shot blasting machines, 1 sandblasting room, 2 automatic sand processing lines and 5 trolley-type heat treatment furnaces, handle single casting 30MT max. Machining Workshop has more than 100 metal cutting machine tools, including three 8-meter vertical lathes, three  $\phi 130-\phi 200$  floor boring and milling centers, and more than 20 vertical and horizontal machining centers. HL-16000 type balancing machine complete meet dynamic balance test requirements of impellers under 16 tons, significantly improved the rotation accuracy and operation reliability of the pump.

采用先进的氮化硼刀具和合理的切削工艺，高效解决了高硬度耐磨材料的加工问题，大幅度提高了加工效率和精度。钣焊车间、衬胶车间设备齐全；拥有各类先进试验、测量、分析仪器设备500台。全部设备控制基本实现数字化（数控、数显），构成完整的生产工艺装备体系，具备强大的生产制造能力。

公司具有年产万吨的铸造能力，能生产多种黑色和有色金属材料，如灰铁、球铁、铜、铝、不锈钢、硬镍、高铬等金属；公司设有室内高压试泵站和低压试泵站，保证了出厂前产品性能100%合格；公司拥有各类先进的机加工数控设备，具有对大型旋转体零件进行动平衡测试的能力，保证了产品的精度和质量。

Using advanced boron nitride cutting tools and reasonable cutting technology, it efficiently solves the processing problem of high hardness and wear-resistant materials, and greatly improves the processing efficiency and precision. The welding workshop and the rubber lining workshop are well-equipped; there are 500 sets of various advanced testing, measuring and analyzing instruments and equipment. All equipment control is basically digitalized (digital control, digital display), forming a complete production process and equipment system, with strong production and manufacturing capabilities.

The company has an annual output of 10,000 tons of casting capacity, and can produce a variety of ferrous and non-ferrous metal materials, such as gray iron, ductile iron, copper, aluminum, stainless steel, hard nickel, high chromium and other metals; the company has an indoor high-voltage testing pump station and the low-voltage testing pump station, which ensure that the pump performance is 100% qualified before leaving the factory; the company has various advanced machining and digital control equipment, and has the ability to perform dynamic balance tests on large rotating spare parts, ensuring the accuracy and quality of the products.



# WHY CHOOSE KINGDA

为什么选择我们



**TECHNICAL SUPPORT**  
技术支持

强大与高校科研院所深度合作，持续加大新技术、新产品研发投入，实现产品升级换代。拥有国内首家渣浆泵研究实验室，并在厂区设有专门的产品研究中心，采用最先进的技术，提供快速有效的解决方案。

Kingda has in-depth cooperation with scientific research institutes of universities, continues to increase investment in research and development of new technologies and new products, and realizes product upgrading. It has the first slurry pump research laboratory in China, and has a special product research center in the factory area, using the most advanced technology to provide fast and effective solutions.



**PROFESSIONAL TEAM**  
专业团队

工贸一体大型中国工厂，采用PLM、ERP等数字化管理系统，提升精细化管理水平，全时订单进度可视化。

The large-scale Chinese factory integrating industry and trade adopts digital management systems such as PLM and ERP to improve the level of refined management and visualize the progress of orders all the time.



**QUALIFICATION**  
资质证书



**AFTER-SALES SERVICE**  
售后服务

拥有专业的售后工程师团队，7\*24小时在线快速响应。

With a professional after-sales engineer team, 7\*24 hours online quick response.

# COMPANY PRESENTATION

公司展示



**CASTING WORKSHOP** 铸造车间



**CASTING WORKSHOP** 铸造车间



**MACHINING WORKSHOP** 机加车间



**ASSEMBLY WORKSHOP** 装配车间



**MEETING ROOM** 会议室



**RECEPTION ROOM** 会客室



**DINING ROOM** 员工食堂



**STAFF ACTIVITY AREA** 员工活动区



# QUALITY INSPECTION

## 质量检验

公司设有质检试验台，严格检验进厂的原/辅材料 and 产品零件，对送检样品按国家标准进行抗拉强度、延伸率或者冲击试验、硬度检测、金相显微组织，并出具相应报告，对新材料、新工艺、新技术进行理化试验及分析研究，对轴料化学成分分析，确保数据准确，炉前材质化验，保证每炉次的最终成分在内控范围内。

The company has a quality inspection center to inspect the raw/auxiliary materials and product parts strictly, includes conduct tensile strength, elongation or impact tests, hardness tests, and metallographic microstructures on the samples submitted for inspection according to national standards, and issue corresponding reports , conduct physical and chemical tests and analytical research on new materials, new processes, and new technologies, analyze the chemical composition of the shaft material to ensure accurate data, and test the material before the furnace to ensure that the final composition of each furnace is within the internal control range.



QUALITY INSPECTION  
BEFORE FURNACE  
炉前质检

# PUMP PERFORMANCE TEST STATION

## 试泵站

强大泵业集团装配车间建有测试精度达到国际标准ISO9906中的1级、GB/T3216中1级的试泵站，渣浆泵的试验能力和试验精度为国内第一。试泵站分为高压试验区 and 低压试验区，设有两个水池和七个试验台，所有试验台均配备有以下仪表：高精度的电磁流量计、压力传感器、多功能电力仪表。数据自动采集并实时处理、计算机网络共享数据、智能评定测试结果。

Kingda assembly workshop has built a performance test station with a testing accuracy that reaches level 1 in the international standard ISO9906 and level 1 in GB/T3216. Both the test capability and test accuracy of the slurry pump are the first in China. The pumping test station has a high-voltage test area and a low-voltage test area, includes 2 pools and 7 test benches. All test benches are equipped with the following instruments: high-precision electromagnetic flowmeters, pressure sensors, and multi-functional electric meters. Automatic data collection and real-time processing, computer network sharing data, intelligent evaluation of test results.



## MACHINING PROCESS QUALITY INSPECTION

### 机加质检



机加工时执行“首件检验”、“序检”和“完工（成品）检验”三道工序，及时发现每个工序可能存在的质量问题，确保所检验零件的数据一致性，并验证使用的测量器具的有效性和准确性。

根据产品图纸和加工工艺要求，比对工件的尺寸、形状、表面质量等关键指标，确保产品达标。如发现不合格品，及时剔除，以防其进入下一个工序或下一道工艺环节，达到对工序的有效控制。

During the machining process, we carry out three inspection procedures: "Initial Production Inspection", "In Process Inspection" and "Final Quality Control", to promptly discover possible quality problems in each procedure and ensure the data consistency of the inspected parts, and verify the validity and accuracy of the measuring instruments used.

According to the product drawings and processing technology requirements, compare the key indicators such as the size, shape, and surface quality of the workpiece to ensure that the product meets the standard. If unqualified products are found, they shall be eliminated in time to prevent them from entering the next process or the next process link, so as to achieve effective control of the process.





## KSH/KSM SERIES

### KSH/KSM系列渣浆泵 产品特点 Product Features

双泵壳结构。高效节能、噪声低、振动小、性能稳定、使用寿命长等特点。内衬和叶轮可以根据不同的工况选择金属或橡胶材料，适用于矿山、盾构、冶金行业。

KSM介于轻型与重型渣浆泵之间的一种输送中等浓度浆体的渣浆泵。

Double pump casing structure. Energy efficient, low noise, small vibration, stable performance, long lasting. Lining and impeller can choose metal or rubber material according to different working conditions, suitable for mining, shield tunneling and metallurgy.

KSM is a slurry pump that delivers medium concentrations of slurry between light and heavy slurry pumps.

产品参数	
泵出口口径（mm）	20~650
流量（m³/h）	10~14000
扬程（m）	10~70
材质	M/R

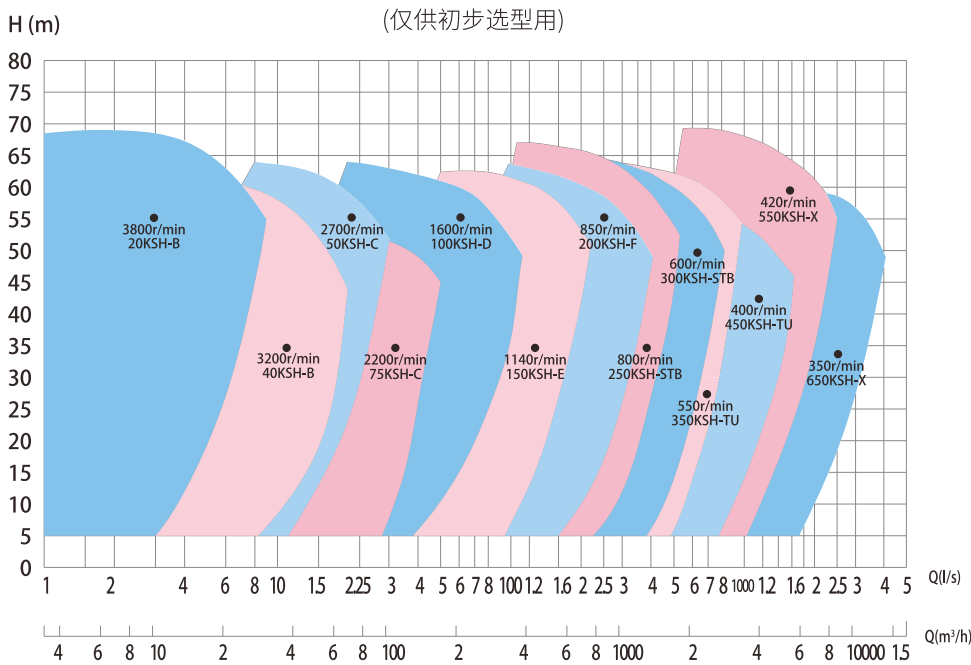


PRODUCT PARAMETERS	
Discharge Diameter(mm)	20~650
Flow Rate(m³/h)	10~14000
Head(m)	10~70
Material	M/R

### KSH/KSM 系列渣浆泵 工作范围

#### Working Range of KSH-series Slurry Pump

(only for preliminary selection)



## KSHH SERIES

### KSHH系列高扬程渣浆泵 产品特点 Product Features

悬臂、卧式离心渣浆泵。适用于冶金、矿山、煤炭、电力、建材等工业部门输送强磨蚀、高浓度的渣浆。可多级串联使用。泵体内衬和叶轮采用耐磨金属。

Type KSHH pumps are cantilevered, horizontal, centrifugal slurry pumps. They are designed for handling abrasive, high density slurries in the metallurgical, mining, coal, power, building material and other industrial departments etc. The pumps of this type also may be installed in multistage series. The frame plate liner and impeller for HH pump are adoptable of hard metal only.



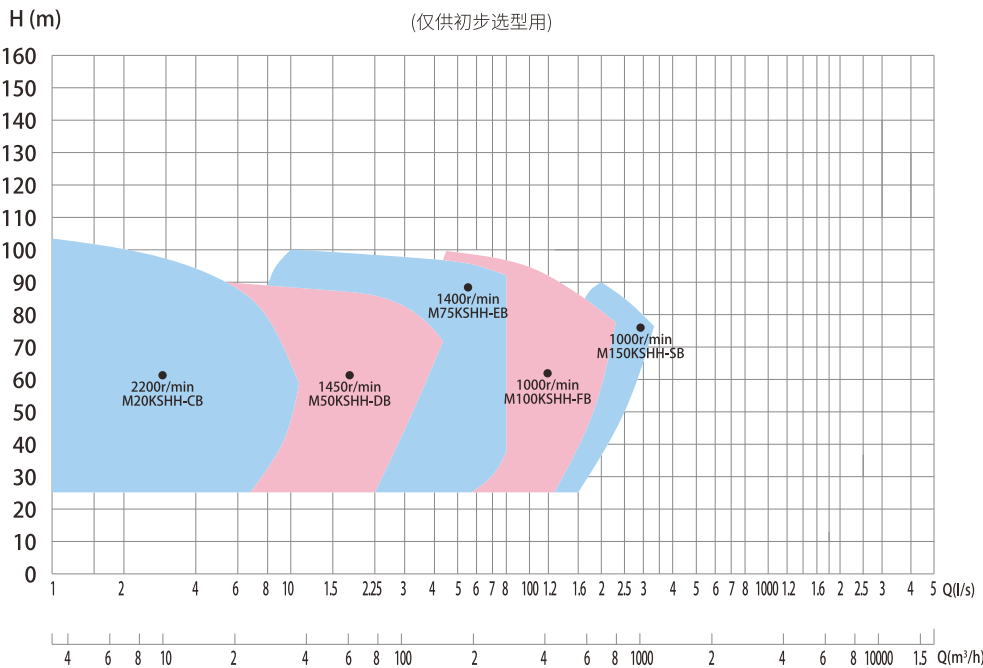
产品参数	
泵出口口径（mm）	20~150
流量（m³/h）	10~900
扬程（m）	20~100
材质	M

PRODUCT PARAMETERS	
Discharge Diameter(mm)	20~150
Flow Rate(m³/h)	10~900
Head(m)	20~100
Material	M

### KSHH系列 高扬程渣浆泵 工作范围

#### Working Range of KSHH-series Slurry Pump

(only for preliminary selection)





## KSL SERIES

### KSL系列渣浆泵 产品特点 Product Features

悬臂、卧式离心渣浆泵，适用于冶金矿山、煤炭建材等工业部门输送低磨蚀、低浓度渣浆。该型号泵的轴封采用了填料密封和离心密封两种形式。该型号泵采用了高转速运转，从而体积小，节约了占地面积。泵体具有可更换的耐磨金属内衬或橡胶内衬，叶轮采用耐磨金属或橡胶材料。

Type KSL pumps are cantilevered, horizontal, centrifugal slurry pumps. They are suitable for delivering low density slurries for metallurgical, mining, coal and building material departments. The shaft seal adopts both gland seal and centrifugal seal. Type KSL pumps operate in high speed with small volumes to save floor area. The frame plates have changeable, wear resistant metal liners or rubber liners and the impellers are made of wear resistant metal or rubber.



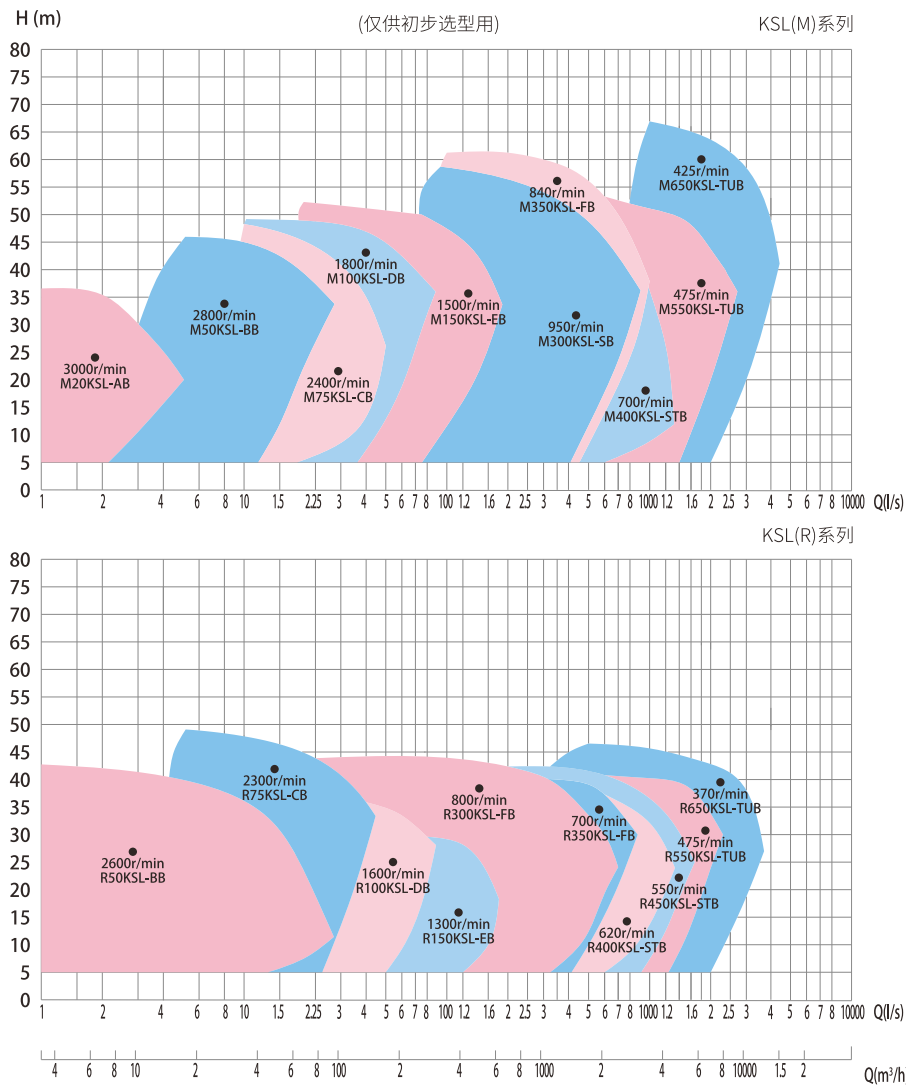
产品参数	
泵出口口径 (mm)	20~650
流量 (m³/h)	10~14000
扬程 (m)	10~60
材质	M/R

PRODUCT PARAMETERS	
Discharge Diameter(mm)	20~650
Flow Rate(m³/h)	10~14000
Head(m)	10~60
Material	M/R

### KSL系列渣浆泵 工作范围

#### Working Range of KSL-series Slurry Pump

(only for preliminary selection)



## KSG SERIES

### KSG系列渣浆泵 产品特点 Product Features

单级、单吸、悬臂、卧式结构。泵的吐出口方向可在360°的任何一个位置，安装方便，气蚀性好，抗磨蚀。主要用于颗粒太大以至于一般渣浆泵不能输送的强磨蚀物料的输送。

Single stage, Single suction, Cantilever, Horizontal structure. The outlet direction of the pump can be in any position of 360°, easy to install, good cavitation and anti-abrasion. It is mainly used for the transportation of strongly abrasive materials whose particles are too large to be transported by ordinary slurry pumps.



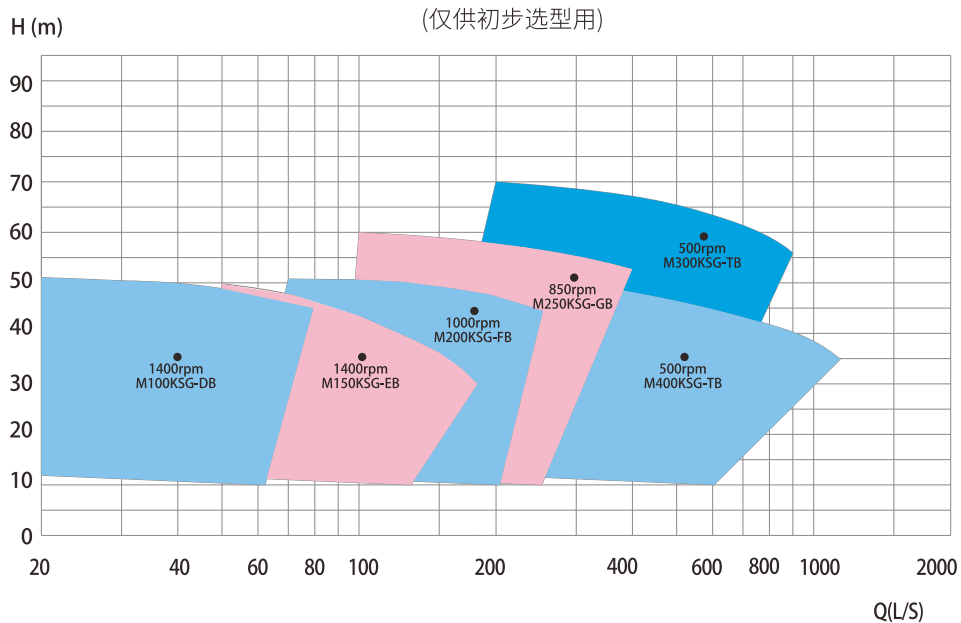
产品参数	
泵出口口径 (mm)	100~400
流量 (m³/h)	60~4000
扬程 (m)	10~60
材质	M

PRODUCT PARAMETERS	
Discharge Diameter(mm)	100~400
Flow Rate(m³/h)	60~4000
Head(m)	10~60
Material	M

### KSG系列渣浆泵 工作范围

#### Working Range of KSG-series Slurry Pump

(only for preliminary selection)





## ZGB SERIES

### ZGB系列渣浆泵 产品特点 Product Features

双泵壳结构。具有扬程高、效率高、耐磨性好、性能稳定、汽蚀性能好等特点，适用于输送冶金、矿山、煤炭、电力等行业中、高扬程工况应用。

Double casing structure. It has the characteristics of high head, high efficiency, good wear resistance, stable performance, and good cavitation performance, and is suitable for medium and high head applications in industries such as metallurgy, mining, coal, and electric power.



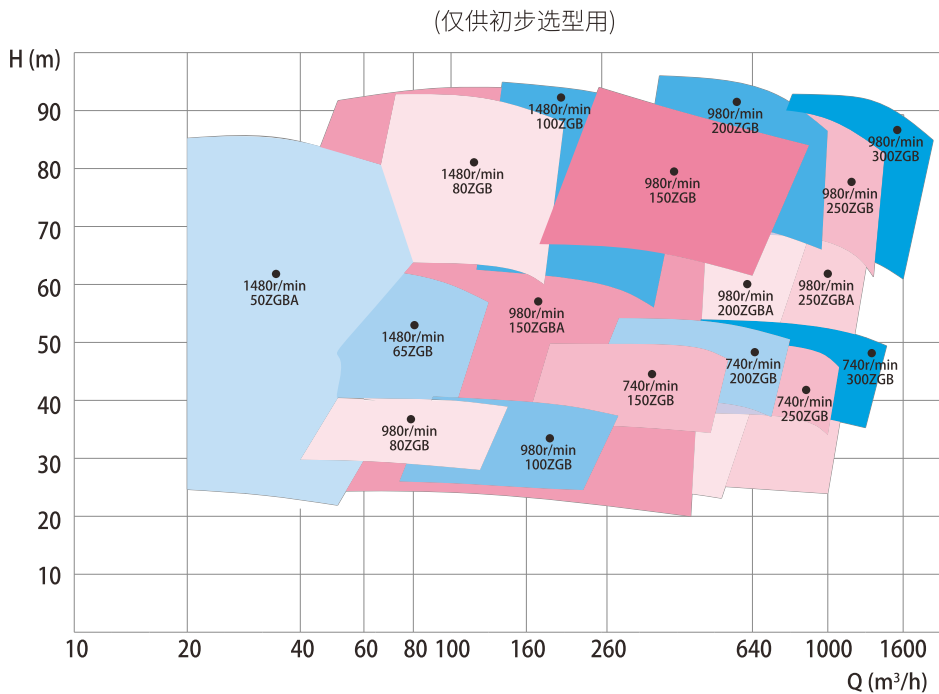
产品参数	
泵出口口径 (mm)	50~300
流量 (m³/h)	20~1800
扬程 (m)	20~120
材质	M

PRODUCT PARAMETERS	
Discharge Diameter(mm)	50~300
Flow Rate(m³/h)	20~1800
Head(m)	20~120
Material	M

### ZGB系列渣浆泵 工作范围

#### Working Range of ZGB-series Slurry Pump

(only for preliminary selection)



## KWP SERIES

### KWP系列无堵塞污水泵 产品特点 Product Features

该系列泵为卧式轴向吸入，单级、单吸、单泵壳结构。叶轮有开式、半开式、闭式、自由流式多种选择，广泛应用于污水处理工程，啤酒厂，电力，石油化工、矿山、造纸和建筑工业部门。

This series of pumps is horizontal axial suction, single stage, single suction, single casing structure. The impeller has various options of open type, semi-open type, closed type and free flow type. Widely used in sewage treatment projects, breweries, electric power, petrochemical, mining, paper, and construction industries.



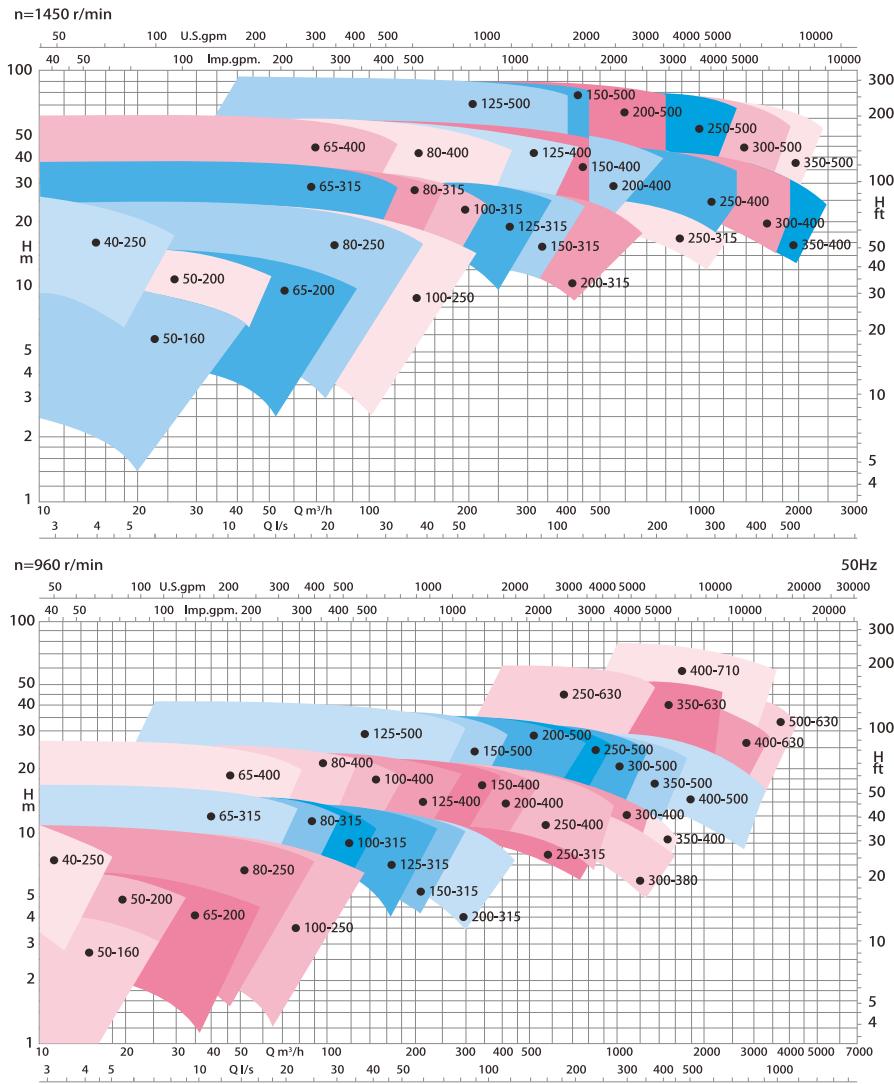
产品参数	
泵出口口径 (mm)	40~500
流量 (m³/h)	10~3000
扬程 (m)	5~80
材质	M

PRODUCT PARAMETERS	
Discharge Diameter(mm)	40~500
Flow Rate(m³/h)	10~3000
Head(m)	5~80
Material	M

### KWP系列 无堵塞污水泵 工作范围

#### Working Range of KWP-series No Clogged Sewage Pump

(only for preliminary selection)





## KSS SERIES

### KSS系列液下泵 产品特点

#### Product Features

液下渣浆泵为立式、轴向吸入、单级、单壳体、离心式结构。过流部件材料可以采用耐磨金属或橡胶,液下长度可根据需要选用，适用于输送冶金、矿山、煤炭、电力等行业中输送浸入液下、磨蚀性、粗颗粒、高浓度渣浆的工况。无需轴封和轴封水，在吸入量不足的工况下也能正常工作。

The submerged slurry pump is a vertical, axial suction, single-stage, single-casing, centrifugal structure. The material of the flow parts can be wear-resistant metal or rubber, and the length of the liquid can be selected according to the needs. It is suitable for conveying submerged, abrasive, coarse particles, and high-concentration slurry in industries such as metallurgy, mining, coal, and electric power. condition. No shaft seal and shaft seal water are required, and it can also work normally under the condition of insufficient suction.



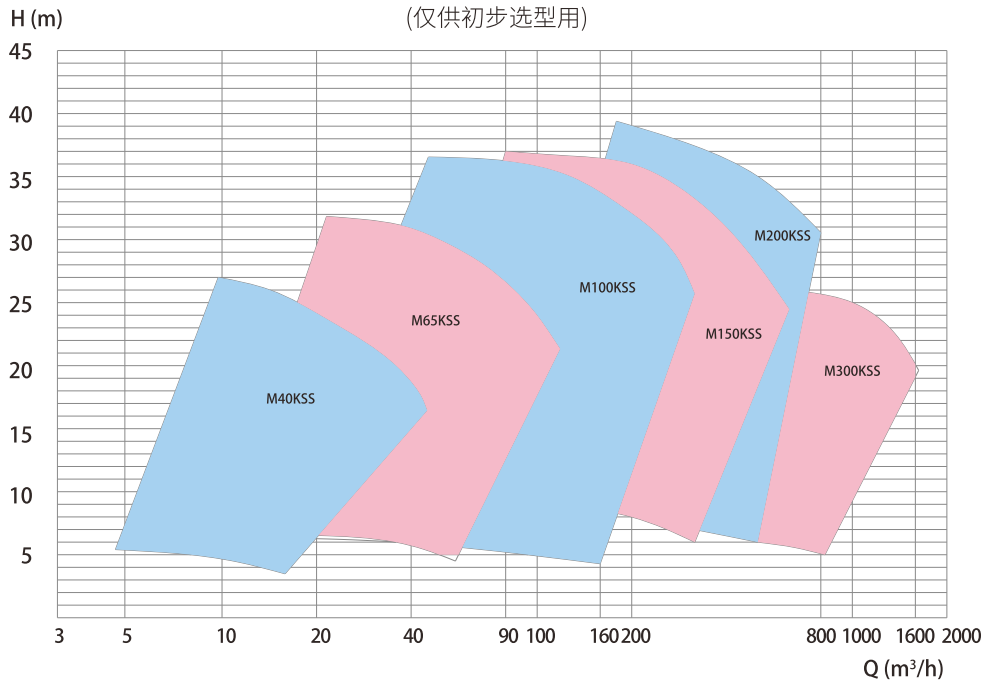
产品参数	
泵出口口径 (mm)	40~300
流量 (m³/h)	18~1267
扬程 (m)	4~40
材质	M/R

PRODUCT PARAMETERS	
Discharge Diameter(mm)	40~300
Flow Rate(m³/h)	18~1267
Head(m)	4~40
Material	M/R

### KSS系列液下泵 工作范围

#### Working Range of KSS-series Vertical Sump Pump

(only for preliminary selection)



## TL SERIES

### TL系列脱硫泵 产品特点

#### Product Features

脱硫循环泵为卧式、轴向吸入、单级、单吸、悬架、后抽式结构。单层壳体，具有高效节能、防腐抗磨、振动小、噪声低、运行可靠、轴封无泄漏、使用寿命长、维修方便等特点，泵的综合性能居国内领先水平。

This pump is a horizontal, axial suction, single-stage, single-suction, cantilever, back-drawable structure. The single casing has the characteristics of high efficiency and energy saving, corrosion resistance and wear resistance, small vibration, low noise, reliable operation, no leakage of shaft seal, long service life and convenient maintenance. The overall performance of the pump is at the leading level.



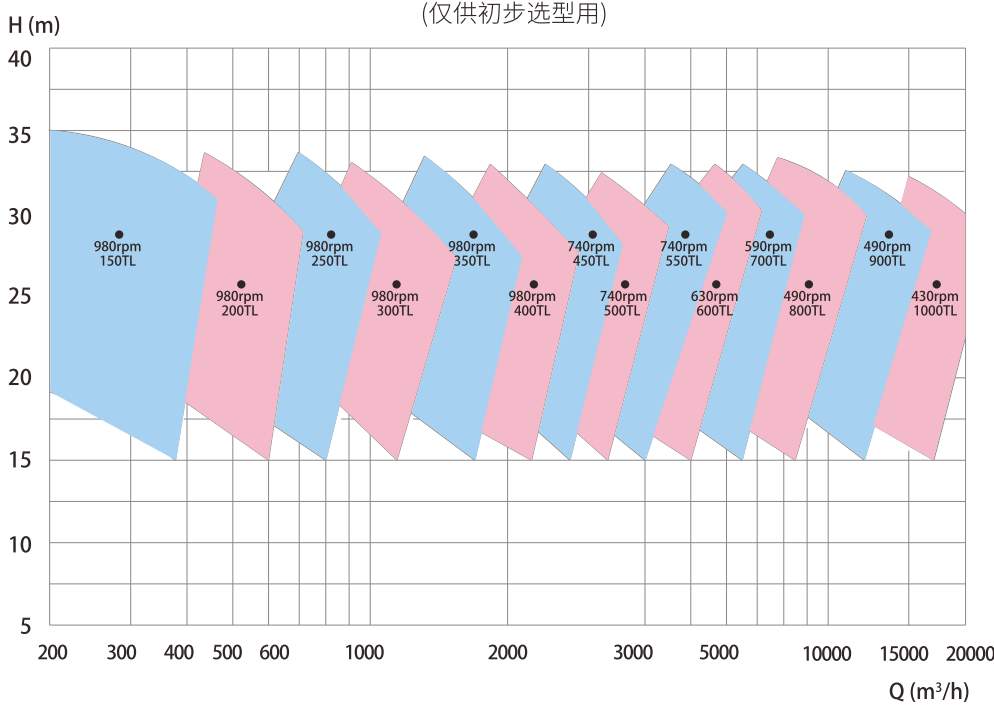
产品参数	
泵出口口径 (mm)	65~1000
流量 (m³/h)	50~18000
扬程 (m)	15~50
材质	M

PRODUCT PARAMETERS	
Discharge Diameter(mm)	65~1000
Flow Rate(m³/h)	50~18000
Head(m)	15~50
Material	M

### TL系列脱硫泵 工作范围

#### Working Range of TL-series Desulfurization Pump

(only for preliminary selection)





## TLR SERIES

### TLR系列脱硫泵 产品特点 Product Features

脱硫循环泵为双层壳体泵，卧式、轴向吸入、单级、单吸、悬架、后抽式结构。内衬是可更换的耐磨橡胶，也可采用聚氨酯材质，具有高效节能、耐腐抗磨、振动小、噪声低、运行可靠、轴封无泄漏、使用寿命长、维修方便等特点。

The desulfurization circulating pump is a double casing pump, horizontal, axial suction, single stage, single suction, cantilever, rear pumping structure. The liner is replaceable wear-resistant rubber, or polyurethane material, which has the characteristics of high efficiency and energy saving, corrosion resistance and wear resistance, small vibration, low noise, reliable operation, no leakage of shaft seal, long service life and convenient maintenance.



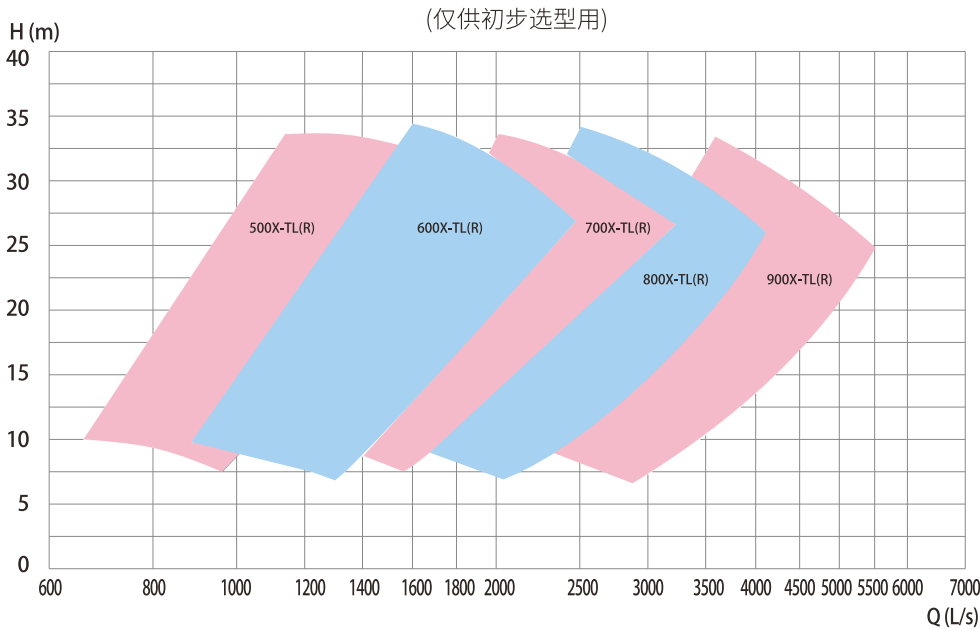
产品参数	
泵出口口径 (mm)	500~900
流量 (m³/h)	2000~16000
扬程 (m)	15~35
材质	R

PRODUCT PARAMETERS	
Discharge Diameter(mm)	500~900
Flow Rate(m³/h)	2000~16000
Head(m)	15~35
Material	R

### TLR系列脱硫泵 工作范围

#### Working Range of TLR-series Desulfurization Pump

(only for preliminary selection)



## KSF SERIES

### KSF系列泡沫泵 产品特点 Product Features

立式双泵壳结构，无需密封，料箱可衬胶，泵与驱动机可选用直联传动、三角带传动。适用于输送冶金、矿山、煤炭、电力等行业中输送含有泡沫类浆体的工况。

Vertical double pump casing structure, no need to seal, the material box can be lined with rubber, the pump and the driver can choose direct drive or V-belt drive. It is suitable for conveying the working conditions of conveying foam-like slurry in metallurgy, mining, coal, electric power and other industries.



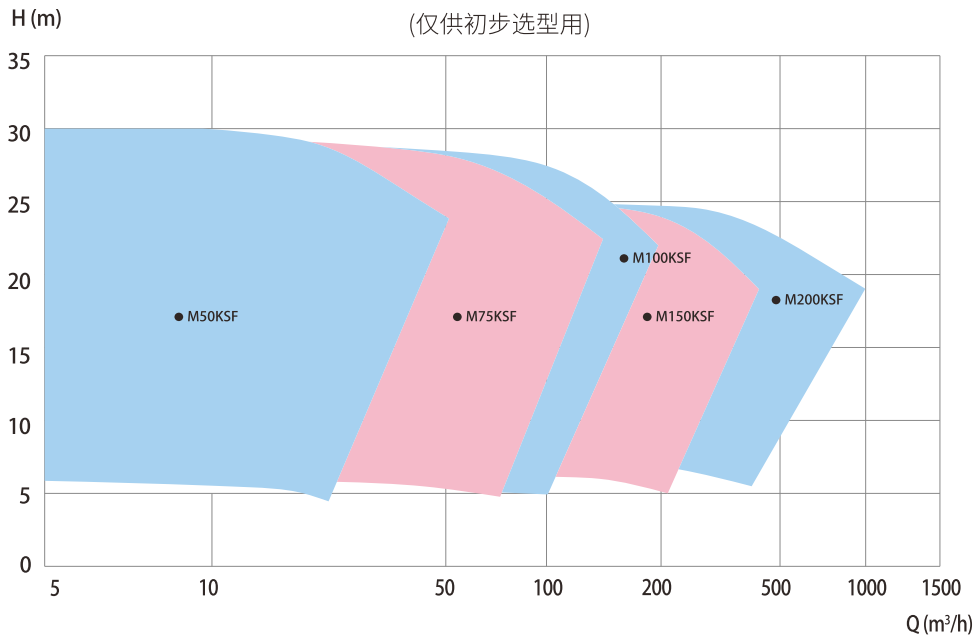
产品参数	
泵出口口径 (mm)	50~200
流量 (m³/h)	10~1000
扬程 (m)	5~30
汽蚀余量 (m)	1~6
材质	M

PRODUCT PARAMETERS	
Discharge Diameter(mm)	50~200
Flow Rate(m³/h)	10~1000
Head(m)	5~30
NPSH(m)	1~6
Material	M

### KSF系列泡沫泵 工作范围

#### Working Range of KSF-series Foam Pump

(only for preliminary selection)





## KSHF SERIES

### KSHF系列泡沫泵 产品特点 Product Features

采用双泵壳结构。叶轮经过特殊设计，叶片前伸，更早接触液体，吸入性能更好。泵与驱动机可选用直联传动、三角带传动。轴封可采用填料密封、副叶轮密封或机械密封。

Double pump casing structure is adopted. The impeller is specially designed, the blades extend forward, contact the liquid earlier, and the suction performance is better. The pump and driver can choose direct drive or V-belt drive. The shaft seal can be packing seal, auxiliary impeller seal or mechanical seal.



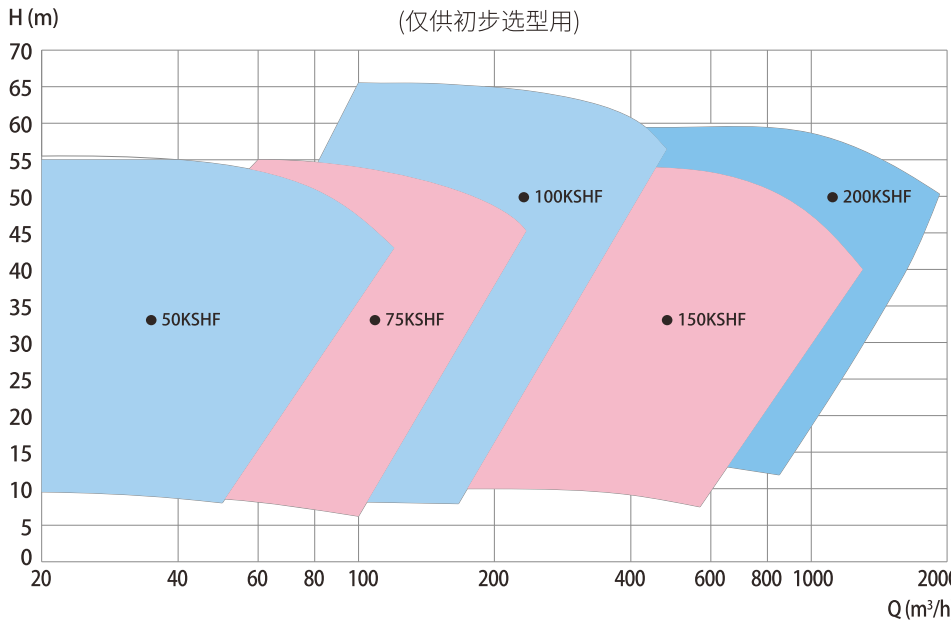
产品参数	
泵出口口径（mm）	50~200
流量（m³/h）	10~1600
扬程（m）	10~68
汽蚀余量（m）	1~6
材质	M

PRODUCT PARAMETERS	
Discharge Diameter(mm)	50~200
Flow Rate(m³/h)	10~1600
Head(m)	10~68
NPSH(m)	1~6
Material	M

### KSHF系列泡沫泵 工作范围

#### Working Range of KSHF-series Foam Pump

(only for preliminary selection)




## WN SERIES

### WN系列挖泥泵 产品特点 Product Features

500以下口径WN挖泥泵采用单泵壳、单级单吸悬臂卧式结构，600以上口径挖泥泵WN舱内泵采用双泵壳、单级单吸悬臂卧式结构，WNQ型水下挖泥泵采用单泵壳结构，减轻泵重，便于升降移动。也用于江河采砂和采矿用船只。

Dredging WN pumps with diameters below 500 adopt single pump casing, single-stage single-suction cantilever horizontal structure, dredging pumps with diameters above 600 WN cabin pumps adopt double pump casings, single-stage single-suction cantilever horizontal structure, WNQ type The underwater dredging pump adopts a single pump casing structure, which reduces the pump weight and facilitates lifting and moving. It is also used for river sand mining and mining vessels.



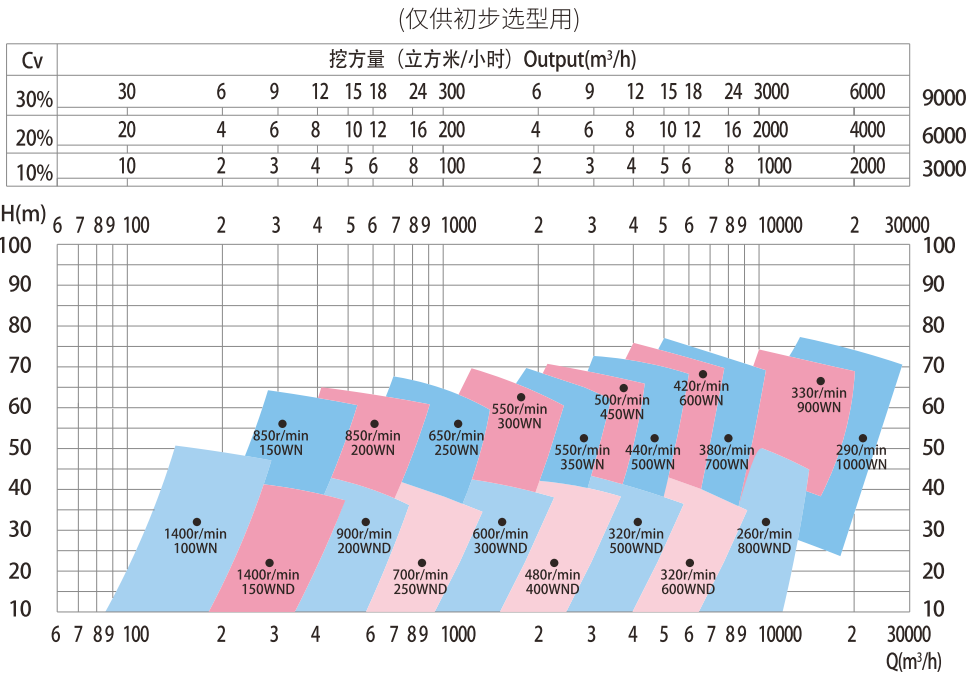
产品参数	
泵出口口径（mm）	200~1200
流量（m³/h）	600~25000
扬程（m）	20~80
材质	M

PRODUCT PARAMETERS	
Discharge Diameter(mm)	200~1200
Flow Rate(m³/h)	600~25000
Head(m)	20~80
Material	M

### WN系列挖泥泵 工作范围

#### Working Range of WN-series Dredging Pump

(only for preliminary selection)





## LC SERIES

### LC系列石油化工流程泵 产品特点 Product Features

LC型石油化工流程泵为单级、卧式、悬臂式,离心泵,结构合理,性能优越,可靠性高。该系列产品广泛应用于石油化学工业、炼油厂、化学工业、造纸业、环保工程、海水处理等有特殊温度和耐腐蚀要求的领域。

This series of pumps is a kind of centrifugal pump of single stage, horizontal and cantilevered style.Reasonable construction,excellent performance and high reliability.The pump is widely used in petroleum & chemical industry,refinery plant,chemical industry,paper making industry,environmental protection projects and seawater treatment and special temperature and anti corrosive required fields.



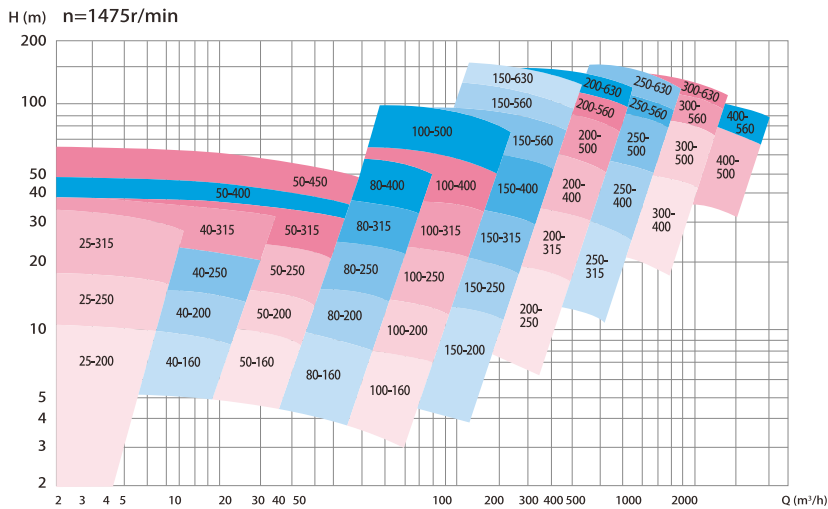
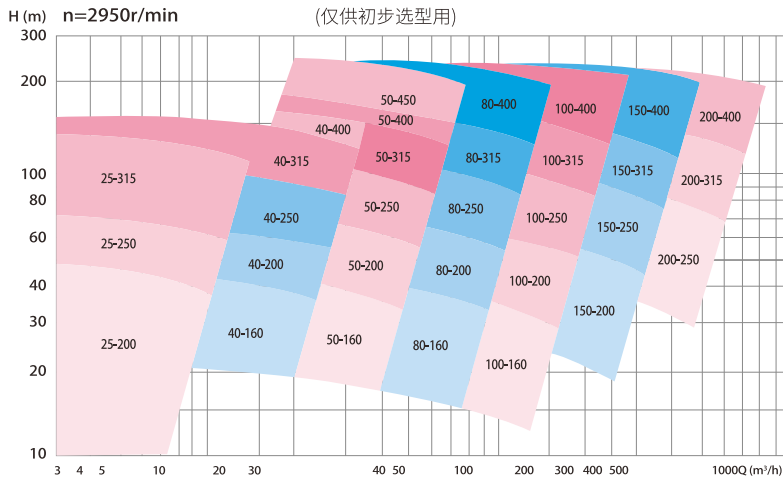
产品参数	
泵出口口径 (mm)	25~400
流量 (m³/h)	5~2600
扬程 (m)	4~250
材质	M

PRODUCT PARAMETERSV	
Discharge Diameter(mm)	25~400
Flow Rate(m³/h)	5~2600
Head(m)	4~250
Material	M

### LC系列石油化工流程泵 工作范围

#### Working Range of LC Series Petroleum & Chemical Pump

(only for preliminary selection)



## SXK SERIES

### SXK系列中开泵 产品特点 Product Features

单级、双吸、卧式离心泵, 水平吸入、水平排出。性能范围宽、效率高、结构紧凑、运行可靠、维护方便、使用寿命长。适用于城市给排水、城镇供水; 电厂循环水、化工厂冷却循环水及其它工矿企业用水和农田排涝灌溉; 船用高压冲洗水泵等。

Single-stage、double-suction、horizontal centrifugal pump,horizontal suction, horizontal discharge. Wide performance range, high efficiency, compact structure, reliable operation, easy maintenance, long service life. Suitable for urban water supply and drainage, town water supply; power



plant circulating water, chemical plant cooling water, and other industrial and mining enterprises' water supply and agricultural field drainage and irrigation; marine high-pressure flushing water pumps, etc.

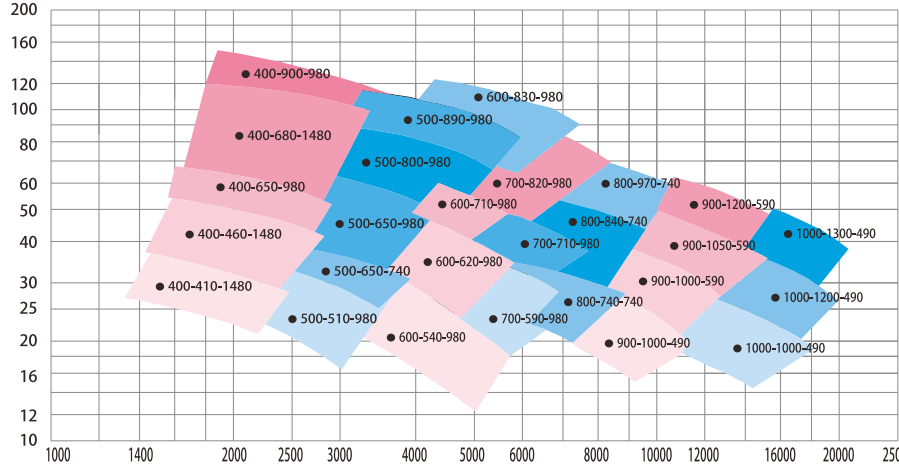
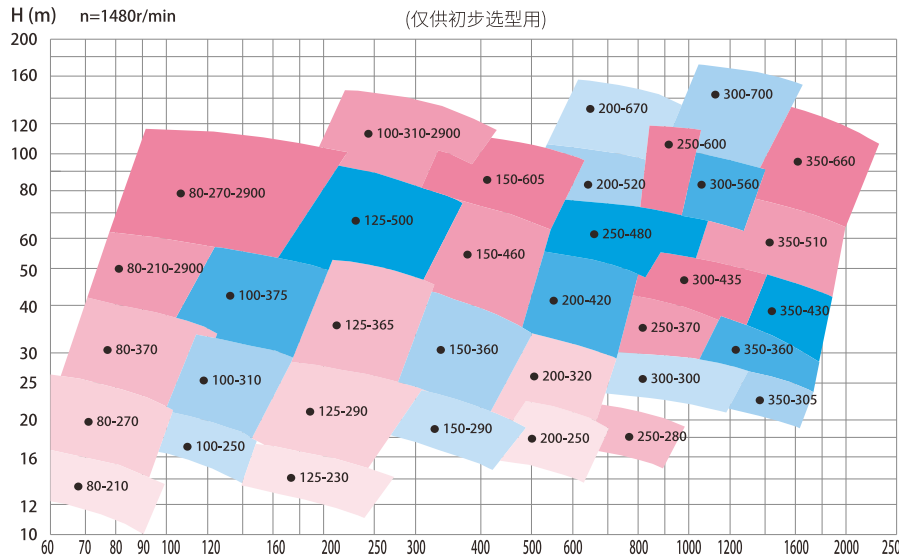
产品参数	
泵出口口径 (mm)	300~1000
流量 (m³/h)	1000~18000
扬程 (m)	22~170
材质	M

PRODUCT PARAMETERS	
Discharge Diameter(mm)	300~1000
Flow Rate(m³/h)	1000~18000
Head(m)	22~170
Material	M

### SXK系列中开泵 工作范围

#### Working Range of SXK series horizontal split pump

(only for preliminary selection)





## KZQ SERIES

### KZQ系列潜渣泵 产品特点 Product Features

立式结构，潜入水下工作，性能稳定、无堵塞、可靠性高、结构紧凑、安装方便、移动灵活。可对泵进行自动保护、自动运行和信号输出等控制。

广泛用于煤炭、电力、交通，河流疏浚，市政工程等领域。该类型泵适用于输送砂砾、泥浆及固体颗粒较大的渣浆，也用于江河采砂和采矿用船只。

Vertical structure, submerged underwater work, stable performance, no blockage, high reliability, compact structure, easy installation, flexible movement. The pump can be controlled automatically, such as automatic protection, automatic operation and signal output.

Widely used in coal, electric power, transportation, river dredging, municipal engineering and other fields. This type of pump is suitable for transporting gravel, mud and slurry with large solid particles, and is also used for river sand mining and mining ships.

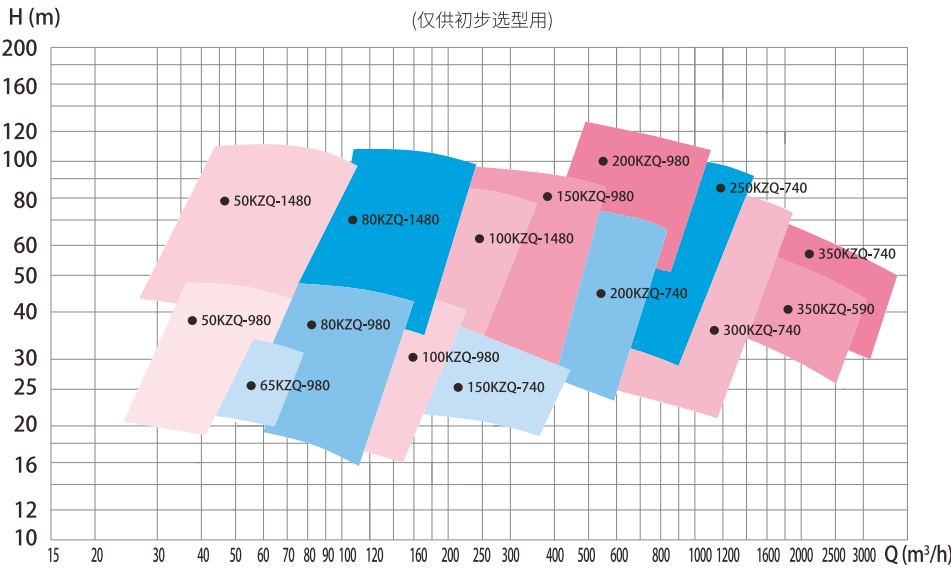


PRODUCT PARAMETERSV		产品参数	
Discharge Diameter(mm)	50~350	泵出口口径 (mm)	50~350
Flow Rate(m³/h)	30~3500	流量 (m³/h)	30~3500
Head(m)	10~120	扬程 (m)	10~120
Material	M	材质	M

### KZQ系列潜渣泵 工作范围

#### Working Range of KZQ submersible slurry pump

(only for preliminary selection)



## KMS SERIES

### KMS系列磨机底流泵 产品特点 Product Features

双泵壳结构，内衬和叶轮可根据不同工况选用耐磨金属或橡胶材料，叶轮与护板间隙可以在线调节，保证泵高效运行。主要用于矿山选矿工艺的重磨蚀渣浆输送，包括磨碎分级、尾矿输送等阶段。

说明：KMS950磨机底流泵如有需要可以另行设计。

Double pump casing structure, lining and impeller can be made of wear-resistant metal or rubber according to different working conditions, and the gap between impeller and guard plate can be adjusted online to ensure efficient operation of the pump. It is mainly used for the transportation of heavy abrasive slag slurry in the mine

beneficiation process, including grinding and classification, tailings transportation and other stages.

KMS950 Mill underflow pump can be designed specially if necessary.

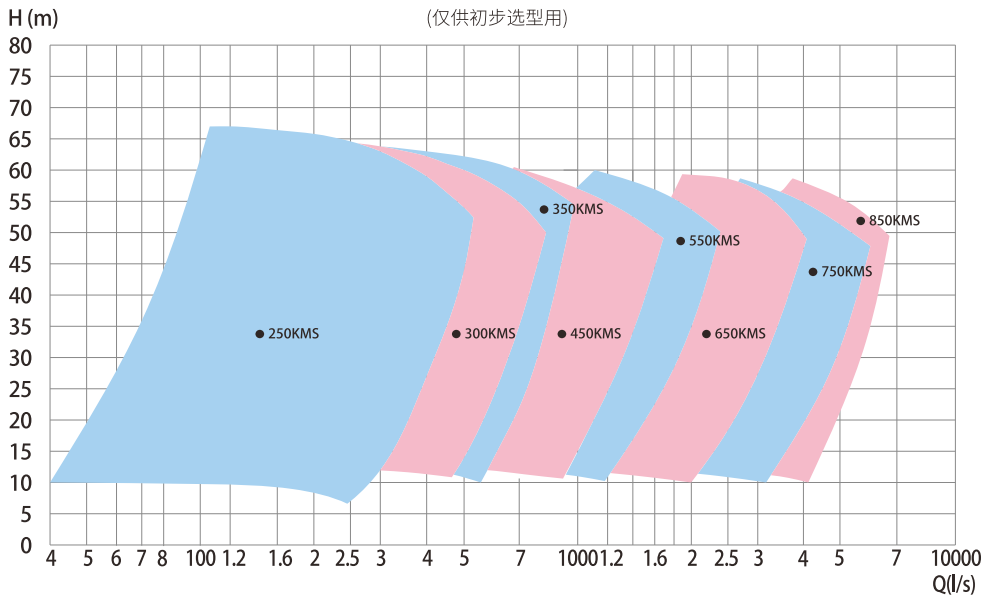


PRODUCT PARAMETERSV		产品参数	
Discharge Diameter(mm)	250~850	泵出口口径 (mm)	250~850
Flow Rate(m³/h)	200~24000	流量 (m³/h)	200~24000
Head(m)	10~60	扬程 (m)	10~60
Material	M/R	材质	M/R

### KMS系列 磨机底流泵 工作范围

#### Working Range of KMS series mill underflow pump

(only for preliminary selection)





# SPARE PARTS

## 备件

### Metal Parts

金属备件



作为渣浆泵制造商，我们满足客户多样化的备件需求。无论客户需要增强产品结构强度的金属备件，还是提供卓越密封性和耐磨性的橡胶备件，我们都可以按照具体要求进行生产。

凭借先进的加工设备和经验丰富的工程团队，我们确保精确制造符合客户要求的金属和橡胶备件。不论是大批量生产还是小批量订单，我们承诺提供高质量备件，并保证准时交货。

As a slurry pump manufacturer, we meet the diverse spare parts needs of our customers. Whether customers need metal spare parts to enhance the structural strength of their products, or rubber spare parts to provide superior sealing and wear resistance, we can produce according to the specific requirements.

With advanced processing equipment and an experienced engineering team, we ensure the precise manufacture of metal and rubber spare parts that meet our customers' requirements. Whether it is a large production or small order, we are committed to providing high-quality spare parts and guaranteeing on-time delivery.



## CUSTOMIZED SERVICES OEM

定制化服务 来图加工

承接客户来图加工业务。三维扫描仪真实还原空间曲面形状，激光跟踪仪保证铸件形状和三维模型的一致性。28吨以下零件可实现一次浇注成型，16吨以下叶轮可进行动平衡测试，提供高铬耐磨铸铁、球墨铸铁、铸钢、不锈钢等多种金属材料和耐磨橡胶、聚氨酯等非金属材料。

利用GAMBIT、FLUENT等模拟分析软件优化提高水力性能，为用户提供满足需求的流体解决方案。

提供原材料检验、光谱分析、机械应力检测、静态水压试验、性能试验等各种检测报告。



We are able to undertake OEM business based on dedicated drawings. The 3D scanner can precisely restore the shape of the spatial curved surface, and the laser tracker can ensure the consistency between the casting shape and the 3D model. We could cast parts weighing up to 28 tons in one go, and conduct dynamic balance testing for impellers weighing up to 16 tons. We offer various metal materials such as high chromium wear-resistant cast iron, ductile iron, cast steel, stainless steel, and non-metallic materials such as wear-resistant rubber and polyurethane.

Utilize simulation analysis software such as GAMBIT and FLUENT to optimize and improve hydraulic performance, providing users with fluid solutions that meet their needs.

Provide various inspection reports such as raw material inspection, spectral analysis, mechanical stress detection, static water pressure test, performance test, etc.



## PARTNER COMPANY

合作企业





## MINE PROJECT CLIENTS 矿山项目客户



本溪东方三家子矿业项目  
Benxi Dongfang Sanjiazi Mining Co., Ltd. Project



连云港矿山项目  
Lianyungang mine project



俄罗斯金坎铁矿  
Russia Kimkan Iron Mine



老挝中农钾盐项目  
Laos potash project

## CUSTOMERS OF PETROL-CHEMICAL INDUSTRY

### 石油化工项目客户



神华宁东煤化工项目  
Shenhua Ningdong Coal Chemical Project



青岛油库输油泵项目  
Qingdao oil depot oil delivery project

## SHIELD PROJECT CLIENTS 盾构项目客户



上海基础设施建设15米隧道项目  
Shanghai Infrastructure 15m Tunnel Project



中铁十五局横琴项目  
China Railway 15th Bureau Hengqin Project

## WATERWAYS DREDGING PROJECTS CLIENTS 航道疏浚项目客户



中交天津航道局“天骥号”  
CCCC Tianjin Dredging Bureau "Tianji"



亚洲最大重型自航绞吸船“天鲲号”  
Asia's largest heavy self-propelled cutter suction vessel "Tiankun"

## DESULFURIZATION PROJECT CLIENTS 脱硫项目客户



印度贾苏古达电站 脱硫项目  
India Jasuguda Power Plant Desulfurization Project



山东潍坊电厂 脱硫现场  
Shandong Weifang Power Plant Project