

DATE: 03/21/97

HISTORY

PRODUCT NUMBER: IMTL3026
 PRODUCT NAME: IMAGE
 ACCESS 3000
 DESCRIPTION: Cabinet treadmill

COLORS: RED OAK: Side boards, wood trim, shelves
 BLACK: Frame, incline leg, base, endcaps,
 upright, handrail
 WHITE:

SHIPPING SPEC:

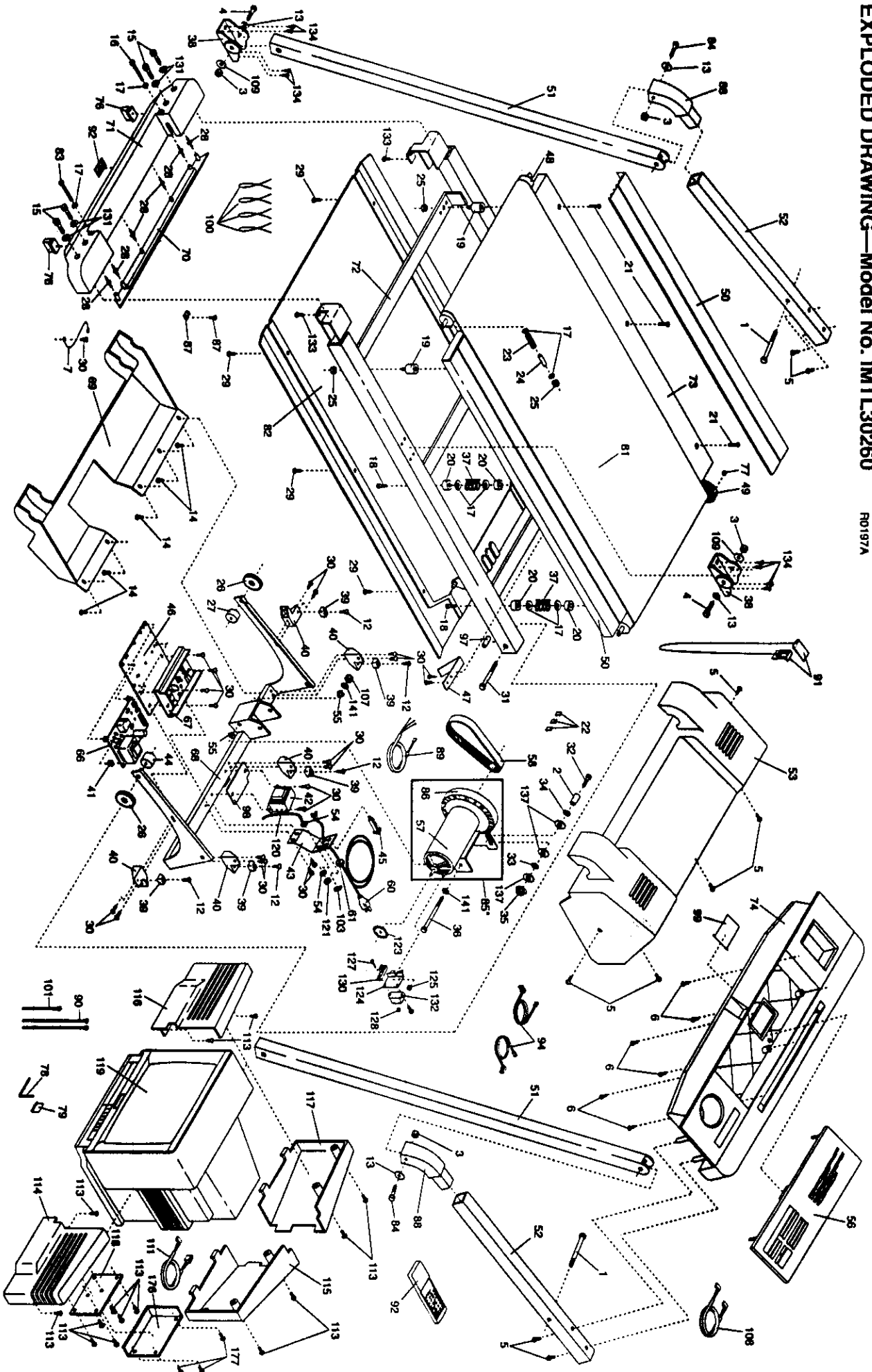
ASSEMBLED SPEC:

ELECTRONICS: XT96, 1.6"

| <u>MFG LOCATION</u> | <u>APPROX DATE BEGAN</u> | <u>APPROX DATE END</u> | <u>VERSION</u> | <u>VERSION CHANGE</u> |
|---------------------|----------------------------------|--------------------------------|----------------|---------------------------|
| LOGAN/SMITHFIELD | 1/97 | 1/97 | IMTL30260 | 1st Production |
| LOGAN | 1/97 | | IMTL30261 | OPTIC/FTR BKT |

EXPLODED DRAWING—Model No. IMTL30260

RO197A



MODEL NUMBER: IMTL3026
VERSION: 00
PRODUCT NAME: IMAGE ACCESS 3000
PRODUCT DESC:

MODEL/PART BOOK LISTING

PAGE 1
INI023P1
RUN DATE: 3/21/97
RUN TIME: 8:02:28

| KEY NUMBER | PART NUMBER | DESCRIPTION | QUANTITY |
|------------|-------------|---------------------------|----------|
| . | . | IMAGE ACCESS 3000 | 0 |
| . | . | 1/97 LOGAN/SMITHFIELD | 0 |
| 1 | 136171 | HANDLEBAR PIVOT BOLT | 2 |
| 2 | 130284 | MOTOR SLEEVE | 1 |
| 3 | 100427 | NUT | 1 |
| 4 | 121421 | UPRIGHT BRACKET BOLT | 2 |
| 5 | . | SMALL SCREW, WHICH ONE? | 0 |
| . | 013529 | HOOD SCREW | 5 |
| . | 126996 | HANDLEBAR ARM SCREW | 4 |
| 6 | 013028 | CONSOLE SCREW | 6 |
| 7 | 132549 | GROUND WIRE | 1 |
| 8 | 112669 | CLEVIS PIN | 1 |
| 9 | 106334 | COTTER PIN | 1 |
| 10 | 132449 | HEX HEAD BOLT | 2 |
| 11 | 101149 | WASHER | 2 |
| 12 | 013300 | SCREW | 10 |
| 13 | 014073 | WASHER | 4 |
| 14 | 134594 | COVER SCREW | 6 |
| 15 | 131826 | ENDCAP BOLT | 4 |
| 16 | 105444 | SHORT ADJUSTMENT BOLT | 1 |
| 17 | 014127 | ADJUSTMENT WASHER | 8 |
| 18 | 013456 | FRAME ISOLATOR SCREW | 4 |
| 19 | 134300 | ISOLATOR | 2 |
| 20 | 132374 | SPRING CUSHION | 8 |
| 21 | 128272 | PLATFORM SCREW | 6 |
| 22 | 054023 | WIRE CLIP | 3 |
| 23 | 128986 | TENSION SPRING | 1 |
| 24 | 123470 | SPRING SLEEVE | 1 |
| 25 | 121576 | ROLLER TENSION NUT | 3 |
| 26 | 134388 | SPACER | 2 |
| 27 | 134360 | LEFT ROLLER BUSHING | 1 |
| 28 | 127597 | ENDCAP FASTENER | 6 |
| 29 | 013300 | HOOD ANCHR/PAN/BACK SCREW | 22 |
| 30 | 120630 | SMALL SCREW | 26 |
| 31 | 120354 | FRAME PIVOT BOLT | 2 |
| 32 | 013547 | MOTOR TENSION BOLT | 1 |
| 33 | 130248 | STAR WASHER | 1 |
| 34 | 122812 | MOTOR TENSION WASHER | 1 |
| 35 | 120867 | MOTOR TENSION NUT | 1 |
| 36 | 107503 | MOTOR PIVOT BOLT | 1 |
| 37 | 137365 | SPRING | 4 |
| 38 | 132422 | UPRIGHT BRACKET | 2 |
| 39 | 125677 | HOOD ANCHOR | 5 |
| 40 | 132394 | HOOD BRACKET | 5 |
| 41 | 125819 | PLASTIC STAND-OFF | 4 |
| 42 | 130993 | CHOKE | 1 |
| 43 | 135263 | BRACKET | 1 |
| 44 | 136552 | RIGHT ROLLER BUSHING | 1 |
| 45 | 109382 | CIRCUIT BREAKER | 1 |
| 46 | 132466 | ELECTRONICS BRACKET | 1 |
| 47 | 109265 | BELT GUIDE | 2 |
| 48 | 134303 | REAR ROLLER | 1 |
| 49 | 134305 | FRONT ROLLER/PULLEY | 1 |
| 50 | 134307 | FOOT RAIL W/FASTENERS | 2 |

MODEL NUMBER: IMTL3026
VERSION: 00
PRODUCT NAME: IMAGE ACCESS 3000
PRODUCT DESC:

MODEL/PART BOOK LISTING

PAGE 2
INI023P1
RUN DATE: 3/21/97
RUN TIME: 8:02:28

| KEY NUMBER | PART NUMBER | DESCRIPTION | QUANTITY |
|------------|-------------|---------------------------|----------|
| 51 | 135255 | UPRIGHT ARM | 2 |
| 52 | 135253 | HANDLEBAR ARM | 2 |
| 53 | 137085 | HOOD | 1 |
| 54 | 136018 | SMALL PLASTIC WSHR (BSHG) | 2 |
| 55 | 130403 | MOTOR BUSHING | 2 |
| 56 | 136863 | CONSOLE | 1 |
| 57 | 137358 | MOTOR | 1 |
| 58 | 135866 | MOTOR BELT | 1 |
| 59 | 129875 | INCLINE MOTOR | 1 |
| 60 | 124669 | POWER CORD | 1 |
| 61 | 124695 | GROMMET | 1 |
| 62 | 137086 | WIRE HARNESS | 1 |
| 63 | 136261 | TRIM SCREW | 4 |
| 64 | 129004 | WIRE HARNESS GROMMET | 2 |
| 65 | 134762 | SHOCK | 2 |
| 66 | 136800 | POWER SUPPLY W/CLIPS | 1 |
| 67 | 135052 | CONTROLLER | 1 |
| 68 | 135918 | INCLINE LEG | 1 |
| 69 | 132453 | BELLY PAN | 1 |
| 70 | 136203 | ENDCAP PLUG | 1 |
| 71 | 132218 | REAR ROLLER ENDCAP | 1 |
| 72 | NSP | FRAME | 1 |
| 73 | 134335 | WALKING BOARD W/FASTENERS | 1 |
| 74 | 137465 | CONSOLE BASE | 1 |
| 75 | 135234 | BASE | 1 |
| 76 | 132455 | ENDCAP FOOT | 2 |
| 77 | 100498 | MAGNET | 1 |
| 78 | 126040 | ALLEN WRENCH | 1 |
| 79 | 016028 | ADHESIVE CLIP | 1 |
| 80 | 135350 | TRIM BRACKET SCREW | 10 |
| 81 | 134342 | WALKING BELT W/FASTENERS | 1 |
| 82 | 134343 | FRAME COVER | 1 |
| 83 | 126038 | LONG ADJUSTMENT BOLT | 1 |
| 84 | 102083 | ELBOW MOUNT BOLT | 2 |
| 85 | 137360 | MTR/PULY/FLWH/FAN | 1 |
| 86 | 126747 | PULLEY/FLYWHEEL/FAN | 1 |
| 87 | 116927 | WIRE TIE HOLDER | 1 |
| 88 | 135180 | HANDLEBAR ELBOW | 2 |
| 89 | 125871 | MOTOR/CONTROLLER WIRE | 1 |
| 90 | 016057 | 8" WIRE TIE | 6 |
| 91 | 119038 | KEY/CLIP | 1 |
| 92 | 135532 | TV REMOTE CONTROL | 1 |
| 93 | 129740 | STABILIZER PAD | 4 |
| 94 | 126911 | OPTIC SWITCH WIRE | 2 |
| 95 | 135274 | INCLINE COVER SHIELD | 1 |
| 96 | 135273 | INCLINE COVER | 1 |
| 97 | 134388 | FRAME SPACER | 2 |
| 98 | 135004 | CHOKE PLATE | 1 |
| 99 | 129639 | BATTERY COVER | 1 |
| 100 | 116926 | RELEASEABLE TIE | 4 |
| 101 | 016029 | 4" WIRE TIE | 1 |
| 102 | . | INCLINE BRACKET, NOT USED | 0 |
| 103 | 119163 | ON/OFF SWITCH | 1 |
| 104 | 133333 | INCLINE COVER CLIP | 2 |

MODEL NUMBER: IMTL3026
 VERSION: 00
 PRODUCT NAME: IMAGE ACCESS 3000
 PRODUCT DESC:

MODEL/PART BOOK LISTING

PAGE 3
 INI023P1
 RUN DATE: 3/21/97
 RUN TIME: 8:02:28

| KEY NUMBER | PART NUMBER | DESCRIPTION | QUANTITY |
|------------|-------------|---------------------------|----------|
| 105 | . | UPRIGHT PLUG, NOT USED | 0 |
| 106 | 013375 | INCLINE MOTOR BOLT | 1 |
| 107 | 012149 | INCLINE MOTOR NUT | 2 |
| 108 | 137088 | CONSOLE/CONTROL BRD WIRE | 1 |
| 109 | 101149 | LARGE WASHER | 2 |
| 110 | 134732 | MONITOR BRACKET | 2 |
| 111 | 137093 | TV/CONTROL BOARD WIRE | 1 |
| 112 | 135349 | MONITOR ISOLATOR | 2 |
| 113 | . | SCREW, WHAT SCREW NEEDED? | 0 |
| . | 135350 | PANEL SCREW | 4 |
| . | 136432 | CONTROL BOARD SCREW | 6 |
| 114 | 134171 | RIGHT FACE PANEL | 1 |
| 115 | 134170 | RIGHT REAR PANEL | 1 |
| 116 | 134173 | LEFT FACE PANEL | 1 |
| 117 | 134172 | LEFT REAR PANEL | 1 |
| 118 | 136802 | CONTROL BOARD | 1 |
| 119 | 137523 | COLOR TV MONITOR | 1 |
| 120 | . | CABLE CONNECTION, SEE#62 | 0 |
| 121 | 012156 | CABLE CONNECTION NUT | 1 |
| 122 | 114270 | INCLINE MOTOR SPACER | 1 |
| 123 | 119070 | SPEED DISK | 1 |
| 124 | 135927 | OPTIC/FILTER BRACKET | 1 |
| 125 | 122125 | OPTIC SWITCH BRACKET NUT | 1 |
| 126 | 109370 | INCLINE OPTIC DISK | 1 |
| 127 | 102959 | BRACKET SCREW | 2 |
| 128 | 012152 | OPTIC SWITCH NUT | 2 |
| 129 | 014157 | OPTIC SWITCH STAR WASHER | 2 |
| 130 | 102955 | OPTIC SWITCH | 2 |
| 131 | 014063 | ENDCAP BOLT WASHER | 4 |
| 132 | 135724 | FILTER | 1 |
| 133 | . | PAD SCREW, NOT USED | 0 |
| 134 | 013540 | UPRIGHT BRACKET SCREW | 20 |
| 135 | . | SMALL WOOD SCREW,SEE# 134 | 12 |
| 136 | 136162 | MEDIUM WOOD SCREW | 6 |
| 137 | 130285 | PLASTIC WASHER | 2 |
| 138 | 135351 | UPRIGHT SCREW | 24 |
| 139 | . | BACK BOARD SCREW,SEE# 29 | 12 |
| 140 | . | SCREW, WHAT SCREW NEEDED? | 16 |
| . | 134594 | ANGLE BRACKET SCREW | 16 |
| . | 130659 | STABILIZER SCREW | 4 |
| . | 130459 | WIRE COVER SCREW | 5 |
| 141 | 130403 | MOTOR BUSHING | 2 |
| 142 | 135266 | LEFT LOWER DOOR HANDLE | 1 |
| 143 | 135267 | RIGHT LOWER DOOR HANDLE | 1 |
| 144 | 135268 | LEFT TOP DOOR HANDLE | 1 |
| 145 | 135269 | RIGHT TOP DOOR HANDLE | 1 |
| 146 | . | STABILIZER PAD, SEE#93 | 0 |
| 147 | 135332 | BASE FOOT | 4 |
| 148 | 135272 | ANGLE BRACKET | 4 |
| 149 | 136276 | HINGE | 8 |
| 150 | 136075 | WIRE COVER | 1 |
| 151 | 120696 | UPRIGHT ENDCAP | 2 |
| 152 | 135334 | SHELF PIN | 8 |
| 153 | 135188 | HANDLEBAR PIVOT SPACER | 2 |

MODEL NUMBER: IMTL3026
 VERSION: 00
 PRODUCT NAME: IMAGE ACCESS 3000
 PRODUCT DESC:

MODEL/PART BOOK LISTING

PAGE 4
 INI023P1
 RUN DATE: 3/21/97
 RUN TIME: 8:02:28

| KEY NUMBER | PART NUMBER | DESCRIPTION | QUANTITY |
|------------|-------------|---------------------------|----------|
| 154 | 135335 | TRIM BRACKET | 5 |
| 155 | 136636 | TOP TRIM BOARD | 2 |
| 156 | 136637 | INNER TRIM BOARD | 1 |
| 157 | 136638 | FRONT TRIM BOARD | 1 |
| 158 | 136634 | LOWER DOOR | 2 |
| 159 | 136058 | HINGE PLATE | 8 |
| 160 | 136639 | TOP DOOR | 2 |
| 161 | 136161 | CORNER BRACKET SCREW | 4 |
| 162 | 135187 | STABILIZER | 1 |
| 163 | 137089 | RIGHT UPRIGHT | 1 |
| 164 | 137090 | LEFT UPRIGHT | 1 |
| 165 | 013578 | UPRIGHT BOLT | 4 |
| 166 | 012149 | UPRIGHT NUT | 4 |
| 167 | 137091 | TOP CROSS MEMBER | 1 |
| 168 | 137092 | SHELF BOARD | 2 |
| 169 | 136635 | MONITOR SHELF | 1 |
| 170 | 136640 | TOP BOARD | 1 |
| 171 | 136632 | RIGHT SIDE BOARD | 1 |
| 172 | 136631 | LEFT SIDE BOARD | 1 |
| 173 | 136633 | BACK BOARD | 1 |
| 174 | 136189 | HINGE SCREW | 32 |
| 175 | 116892 | INCLINE STOP BRACKET | 1 |
| 176 | 134739 | CONTROL BOARD COVER | 1 |
| 177 | 013162 | CONTROL BOARD COVER SCREW | 4 |
| . | . | NON-ILLUSTRATED PARTS | 0 |
| # | 136871 | WOOD CLEAT | 1 |
| # | 136550 | 18" TV WIRE HARNESS | 1 |
| # | 014132 | UPRIGHT WASHER | 4 |
| # | 127860 | FASTENER | 12 |
| # | 102634 | 8" GREEN WIRE, F/RING | 1 |
| # | 112083 | 8" BLUE WIRE, 2F | 1 |
| # | 134487 | 6" BLACK WIRE, PIGTAIL | 1 |
| # | . | 14" WHITE WIRE, NOT USED | 0 |
| # | 102246 | 8" WHITE WIRE, 2F | 1 |
| # | 101951 | 8" BLACK WIRE, 2F | 1 |
| # | 136019 | 16" RED WIRE, 2F | 1 |
| # | 135281 | HOOD DECAL | 1 |
| # | 134831 | WIRE DIAGRAM | 1 |
| # | 129232 | WARNING DECAL | 2 |
| # | 135604 | USER'S MANUAL | 1 |
| # | 135603 | LITERATURE PACKET | 1 |
| . | 135604 | USER'S MANUAL | 1 |
| . | 129740 | BASE PAD | 4 |
| . | 119038 | KEY/CLIP | 1 |
| . | 135284 | HARDWARE KIT | 1 |
| . | 126040 | ALLEN WRENCH | 1 |
| . | 016028 | WRENCH CLIP | 1 |
| . | 130659 | #8 X 3/4" SCREW | 4 |
| . | 135334 | SHELF SUPPORT | 8 |

DATE: 03/21/97

HISTORY

PRODUCT NUMBER: IMTL3026
 PRODUCT NAME: IMAGE
 ACCESS 3000
 DESCRIPTION: Cabinet treadmill

COLORS: RED OAK: Side boards, wood trim, shelves
 BLACK: Frame, incline leg, base, endcaps,
 upright, handrail
 WHITE:

SHIPPING SPEC:

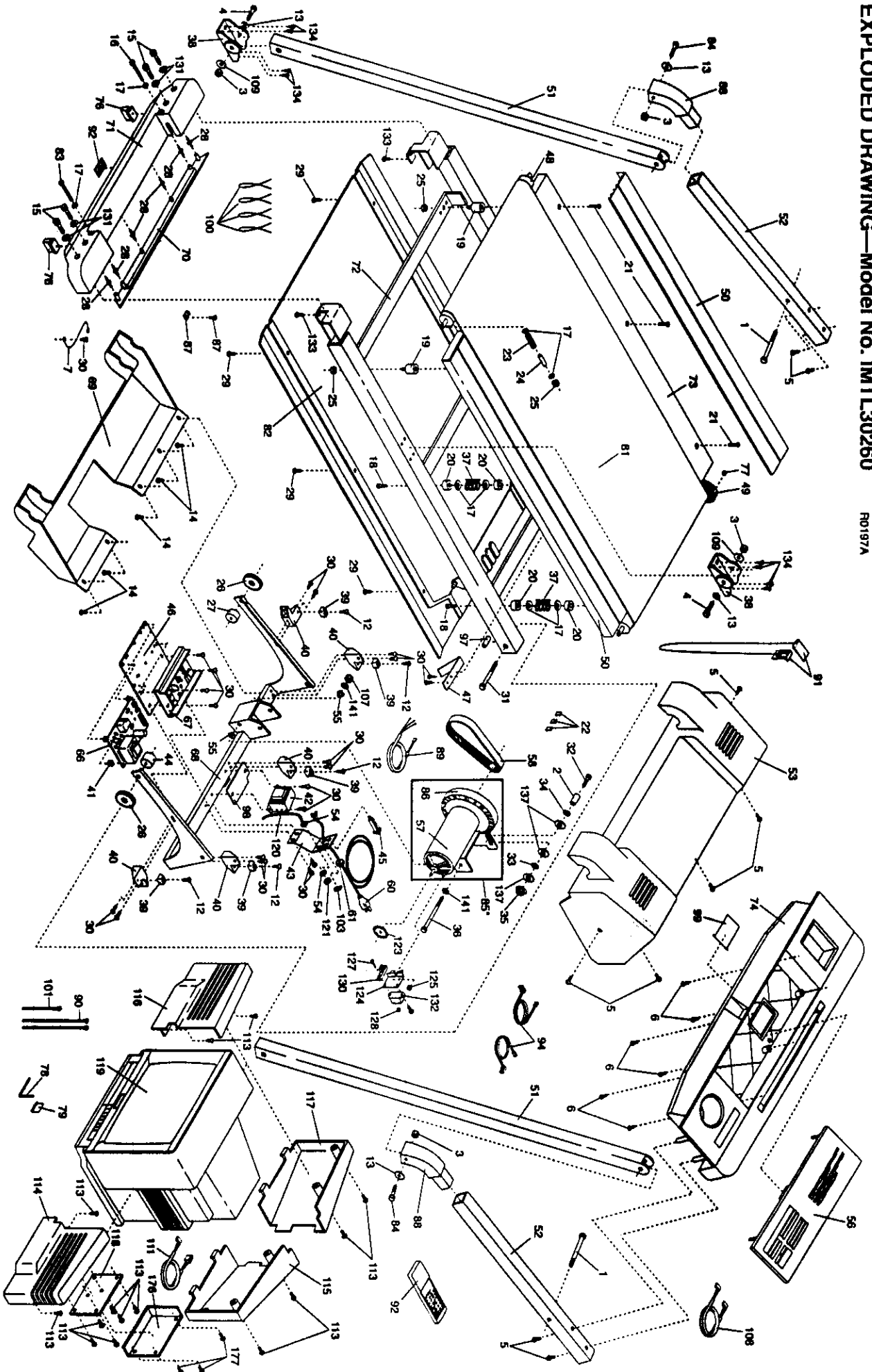
ASSEMBLED SPEC:

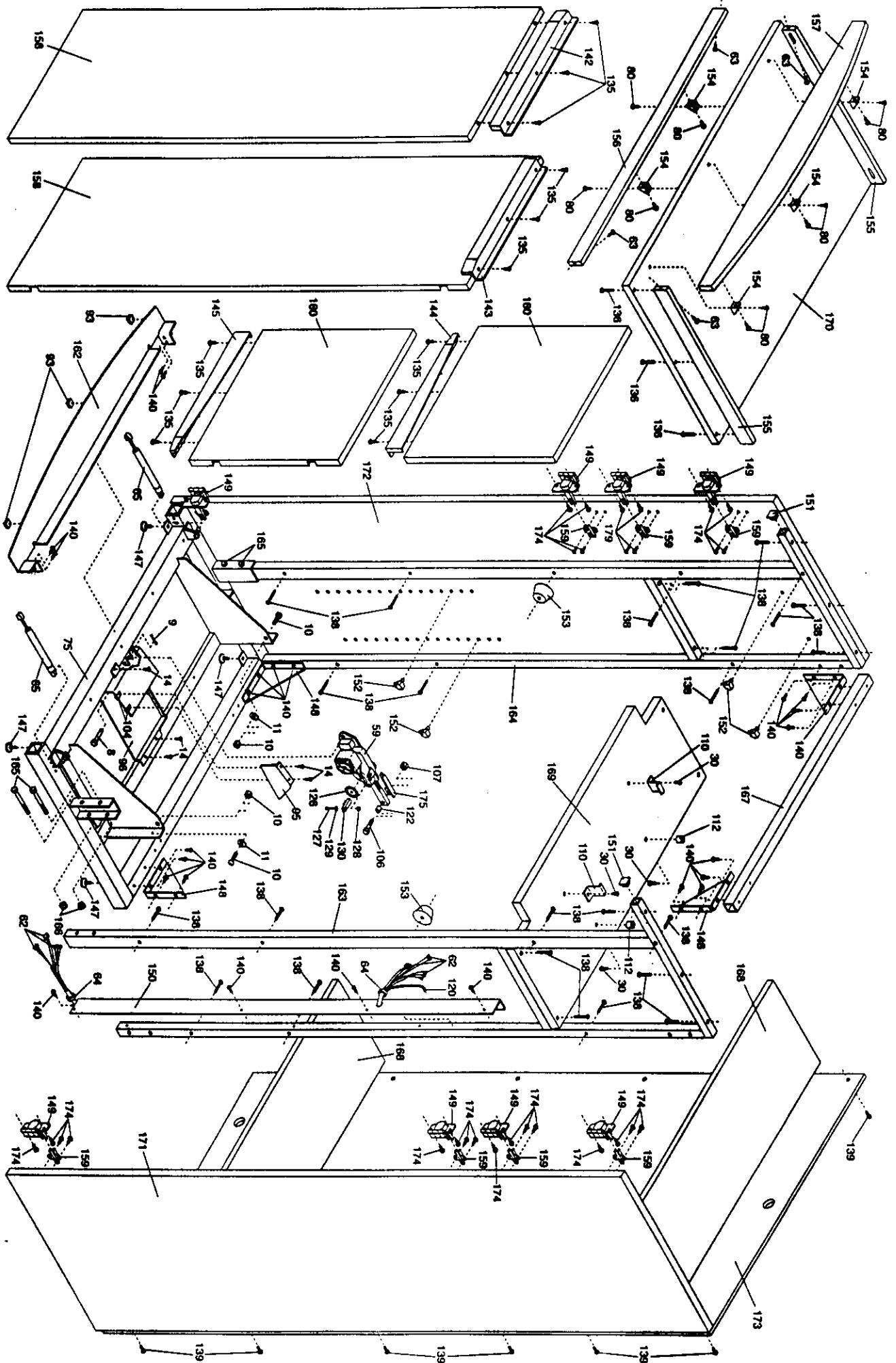
ELECTRONICS: XT96, 1.6"

| <u>MFG LOCATION</u> | <u>APPROX DATE BEGAN</u> | <u>APPROX DATE END</u> | <u>VERSION</u> | <u>VERSION CHANGE</u> |
|---------------------|----------------------------------|--------------------------------|----------------|---------------------------|
| LOGAN/SMITHFIELD | 1/97 | 1/97 | IMTL30260 | 1st Production |
| LOGAN | 1/97 | | IMTL30261 | OPTIC/FTR BKT |

EXPLODED DRAWING—Model No. IMTL30260

RO197A





21116-00260

MODEL NUMBER: IMTL3026
 VERSION: 00
 PRODUCT NAME: IMAGE ACCESS 3000
 PRODUCT DESC:

MODEL/PART BOOK LISTING

PAGE 1
 INI023P1
 RUN DATE: 3/21/97
 RUN TIME: 8:02:28

| KEY NUMBER | PART NUMBER | DESCRIPTION | QUANTITY |
|------------|-------------|---------------------------|----------|
| . | . | IMAGE ACCESS 3000 | 0 |
| . | . | 1/97 LOGAN/SMITHFIELD | 0 |
| 1 | 136171 | HANDLEBAR PIVOT BOLT | 2 |
| 2 | 130284 | MOTOR SLEEVE | 1 |
| 3 | 100427 | NUT | 1 |
| 4 | 121421 | UPRIGHT BRACKET BOLT | 2 |
| 5 | . | SMALL SCREW, WHICH ONE? | 0 |
| . | 013529 | HOOD SCREW | 5 |
| . | 126996 | HANDLEBAR ARM SCREW | 4 |
| 6 | 013028 | CONSOLE SCREW | 6 |
| 7 | 132549 | GROUND WIRE | 1 |
| 8 | 112669 | CLEVIS PIN | 1 |
| 9 | 106334 | COTTER PIN | 1 |
| 10 | 132449 | HEX HEAD BOLT | 2 |
| 11 | 101149 | WASHER | 2 |
| 12 | 013300 | SCREW | 10 |
| 13 | 014073 | WASHER | 4 |
| 14 | 134594 | COVER SCREW | 6 |
| 15 | 131826 | ENDCAP BOLT | 4 |
| 16 | 105444 | SHORT ADJUSTMENT BOLT | 1 |
| 17 | 014127 | ADJUSTMENT WASHER | 8 |
| 18 | 013456 | FRAME ISOLATOR SCREW | 4 |
| 19 | 134300 | ISOLATOR | 2 |
| 20 | 132374 | SPRING CUSHION | 8 |
| 21 | 128272 | PLATFORM SCREW | 6 |
| 22 | 054023 | WIRE CLIP | 3 |
| 23 | 128986 | TENSION SPRING | 1 |
| 24 | 123470 | SPRING SLEEVE | 1 |
| 25 | 121576 | ROLLER TENSION NUT | 3 |
| 26 | 134388 | SPACER | 2 |
| 27 | 134360 | LEFT ROLLER BUSHING | 1 |
| 28 | 127597 | ENDCAP FASTENER | 6 |
| 29 | 013300 | HOOD ANCHR/PAN/BACK SCREW | 22 |
| 30 | 120630 | SMALL SCREW | 26 |
| 31 | 120354 | FRAME PIVOT BOLT | 2 |
| 32 | 013547 | MOTOR TENSION BOLT | 1 |
| 33 | 130248 | STAR WASHER | 1 |
| 34 | 122812 | MOTOR TENSION WASHER | 1 |
| 35 | 120867 | MOTOR TENSION NUT | 1 |
| 36 | 107503 | MOTOR PIVOT BOLT | 1 |
| 37 | 137365 | SPRING | 4 |
| 38 | 132422 | UPRIGHT BRACKET | 2 |
| 39 | 125677 | HOOD ANCHOR | 5 |
| 40 | 132394 | HOOD BRACKET | 5 |
| 41 | 125819 | PLASTIC STAND-OFF | 4 |
| 42 | 130993 | CHOKE | 1 |
| 43 | 135263 | BRACKET | 1 |
| 44 | 136552 | RIGHT ROLLER BUSHING | 1 |
| 45 | 109382 | CIRCUIT BREAKER | 1 |
| 46 | 132466 | ELECTRONICS BRACKET | 1 |
| 47 | 109265 | BELT GUIDE | 2 |
| 48 | 134303 | REAR ROLLER | 1 |
| 49 | 134305 | FRONT ROLLER/PULLEY | 1 |
| 50 | 134307 | FOOT RAIL W/FASTENERS | 2 |

MODEL NUMBER: IMTL3026
VERSION: 00
PRODUCT NAME: IMAGE ACCESS 3000
PRODUCT DESC:

MODEL/PART BOOK LISTING

PAGE 2
INI023P1
RUN DATE: 3/21/97
RUN TIME: 8:02:28

| KEY NUMBER | PART NUMBER | DESCRIPTION | QUANTITY |
|------------|-------------|---------------------------|----------|
| 51 | 135255 | UPRIGHT ARM | 2 |
| 52 | 135253 | HANDLEBAR ARM | 2 |
| 53 | 137085 | HOOD | 1 |
| 54 | 136018 | SMALL PLASTIC WSHR (BSHG) | 2 |
| 55 | 130403 | MOTOR BUSHING | 2 |
| 56 | 136863 | CONSOLE | 1 |
| 57 | 137358 | MOTOR | 1 |
| 58 | 135866 | MOTOR BELT | 1 |
| 59 | 129875 | INCLINE MOTOR | 1 |
| 60 | 124669 | POWER CORD | 1 |
| 61 | 124695 | GROMMET | 1 |
| 62 | 137086 | WIRE HARNESS | 1 |
| 63 | 136261 | TRIM SCREW | 4 |
| 64 | 129004 | WIRE HARNESS GROMMET | 2 |
| 65 | 134762 | SHOCK | 2 |
| 66 | 136800 | POWER SUPPLY W/CLIPS | 1 |
| 67 | 135052 | CONTROLLER | 1 |
| 68 | 135918 | INCLINE LEG | 1 |
| 69 | 132453 | BELLY PAN | 1 |
| 70 | 136203 | ENDCAP PLUG | 1 |
| 71 | 132218 | REAR ROLLER ENDCAP | 1 |
| 72 | NSP | FRAME | 1 |
| 73 | 134335 | WALKING BOARD W/FASTENERS | 1 |
| 74 | 137465 | CONSOLE BASE | 1 |
| 75 | 135234 | BASE | 1 |
| 76 | 132455 | ENDCAP FOOT | 2 |
| 77 | 100498 | MAGNET | 1 |
| 78 | 126040 | ALLEN WRENCH | 1 |
| 79 | 016028 | ADHESIVE CLIP | 1 |
| 80 | 135350 | TRIM BRACKET SCREW | 10 |
| 81 | 134342 | WALKING BELT W/FASTENERS | 1 |
| 82 | 134343 | FRAME COVER | 1 |
| 83 | 126038 | LONG ADJUSTMENT BOLT | 1 |
| 84 | 102083 | ELBOW MOUNT BOLT | 2 |
| 85 | 137360 | MTR/PULY/FLWH/FAN | 1 |
| 86 | 126747 | PULLEY/FLYWHEEL/FAN | 1 |
| 87 | 116927 | WIRE TIE HOLDER | 1 |
| 88 | 135180 | HANDLEBAR ELBOW | 2 |
| 89 | 125871 | MOTOR/CONTROLLER WIRE | 1 |
| 90 | 016057 | 8" WIRE TIE | 6 |
| 91 | 119038 | KEY/CLIP | 1 |
| 92 | 135532 | TV REMOTE CONTROL | 1 |
| 93 | 129740 | STABILIZER PAD | 4 |
| 94 | 126911 | OPTIC SWITCH WIRE | 2 |
| 95 | 135274 | INCLINE COVER SHIELD | 1 |
| 96 | 135273 | INCLINE COVER | 1 |
| 97 | 134388 | FRAME SPACER | 2 |
| 98 | 135004 | CHOKE PLATE | 1 |
| 99 | 129639 | BATTERY COVER | 1 |
| 100 | 116926 | RELEASEABLE TIE | 4 |
| 101 | 016029 | 4" WIRE TIE | 1 |
| 102 | . | INCLINE BRACKET, NOT USED | 0 |
| 103 | 119163 | ON/OFF SWITCH | 1 |
| 104 | 133333 | INCLINE COVER CLIP | 2 |

MODEL NUMBER: IMTL3026
 VERSION: 00
 PRODUCT NAME: IMAGE ACCESS 3000
 PRODUCT DESC:

MODEL/PART BOOK LISTING

PAGE 3
 INI023P1
 RUN DATE: 3/21/97
 RUN TIME: 8:02:28

| KEY NUMBER | PART NUMBER | DESCRIPTION | QUANTITY |
|------------|-------------|---------------------------|----------|
| 105 | . | UPRIGHT PLUG, NOT USED | 0 |
| 106 | 013375 | INCLINE MOTOR BOLT | 1 |
| 107 | 012149 | INCLINE MOTOR NUT | 2 |
| 108 | 137088 | CONSOLE/CONTROL BRD WIRE | 1 |
| 109 | 101149 | LARGE WASHER | 2 |
| 110 | 134732 | MONITOR BRACKET | 2 |
| 111 | 137093 | TV/CONTROL BOARD WIRE | 1 |
| 112 | 135349 | MONITOR ISOLATOR | 2 |
| 113 | . | SCREW, WHAT SCREW NEEDED? | 0 |
| . | 135350 | PANEL SCREW | 4 |
| . | 136432 | CONTROL BOARD SCREW | 6 |
| 114 | 134171 | RIGHT FACE PANEL | 1 |
| 115 | 134170 | RIGHT REAR PANEL | 1 |
| 116 | 134173 | LEFT FACE PANEL | 1 |
| 117 | 134172 | LEFT REAR PANEL | 1 |
| 118 | 136802 | CONTROL BOARD | 1 |
| 119 | 137523 | COLOR TV MONITOR | 1 |
| 120 | . | CABLE CONNECTION, SEE#62 | 0 |
| 121 | 012156 | CABLE CONNECTION NUT | 1 |
| 122 | 114270 | INCLINE MOTOR SPACER | 1 |
| 123 | 119070 | SPEED DISK | 1 |
| 124 | 135927 | OPTIC/FILTER BRACKET | 1 |
| 125 | 122125 | OPTIC SWITCH BRACKET NUT | 1 |
| 126 | 109370 | INCLINE OPTIC DISK | 1 |
| 127 | 102959 | BRACKET SCREW | 2 |
| 128 | 012152 | OPTIC SWITCH NUT | 2 |
| 129 | 014157 | OPTIC SWITCH STAR WASHER | 2 |
| 130 | 102955 | OPTIC SWITCH | 2 |
| 131 | 014063 | ENDCAP BOLT WASHER | 4 |
| 132 | 135724 | FILTER | 1 |
| 133 | . | PAD SCREW, NOT USED | 0 |
| 134 | 013540 | UPRIGHT BRACKET SCREW | 20 |
| 135 | . | SMALL WOOD SCREW,SEE# 134 | 12 |
| 136 | 136162 | MEDIUM WOOD SCREW | 6 |
| 137 | 130285 | PLASTIC WASHER | 2 |
| 138 | 135351 | UPRIGHT SCREW | 24 |
| 139 | . | BACK BOARD SCREW,SEE# 29 | 12 |
| 140 | . | SCREW, WHAT SCREW NEEDED? | 16 |
| . | 134594 | ANGLE BRACKET SCREW | 16 |
| . | 130659 | STABILIZER SCREW | 4 |
| . | 130459 | WIRE COVER SCREW | 5 |
| 141 | 130403 | MOTOR BUSHING | 2 |
| 142 | 135266 | LEFT LOWER DOOR HANDLE | 1 |
| 143 | 135267 | RIGHT LOWER DOOR HANDLE | 1 |
| 144 | 135268 | LEFT TOP DOOR HANDLE | 1 |
| 145 | 135269 | RIGHT TOP DOOR HANDLE | 1 |
| 146 | . | STABILIZER PAD, SEE#93 | 0 |
| 147 | 135332 | BASE FOOT | 4 |
| 148 | 135272 | ANGLE BRACKET | 4 |
| 149 | 136276 | HINGE | 8 |
| 150 | 136075 | WIRE COVER | 1 |
| 151 | 120696 | UPRIGHT ENDCAP | 2 |
| 152 | 135334 | SHELF PIN | 8 |
| 153 | 135188 | HANDLEBAR PIVOT SPACER | 2 |

MODEL NUMBER: IMTL3026
 VERSION: 00
 PRODUCT NAME: IMAGE ACCESS 3000
 PRODUCT DESC:

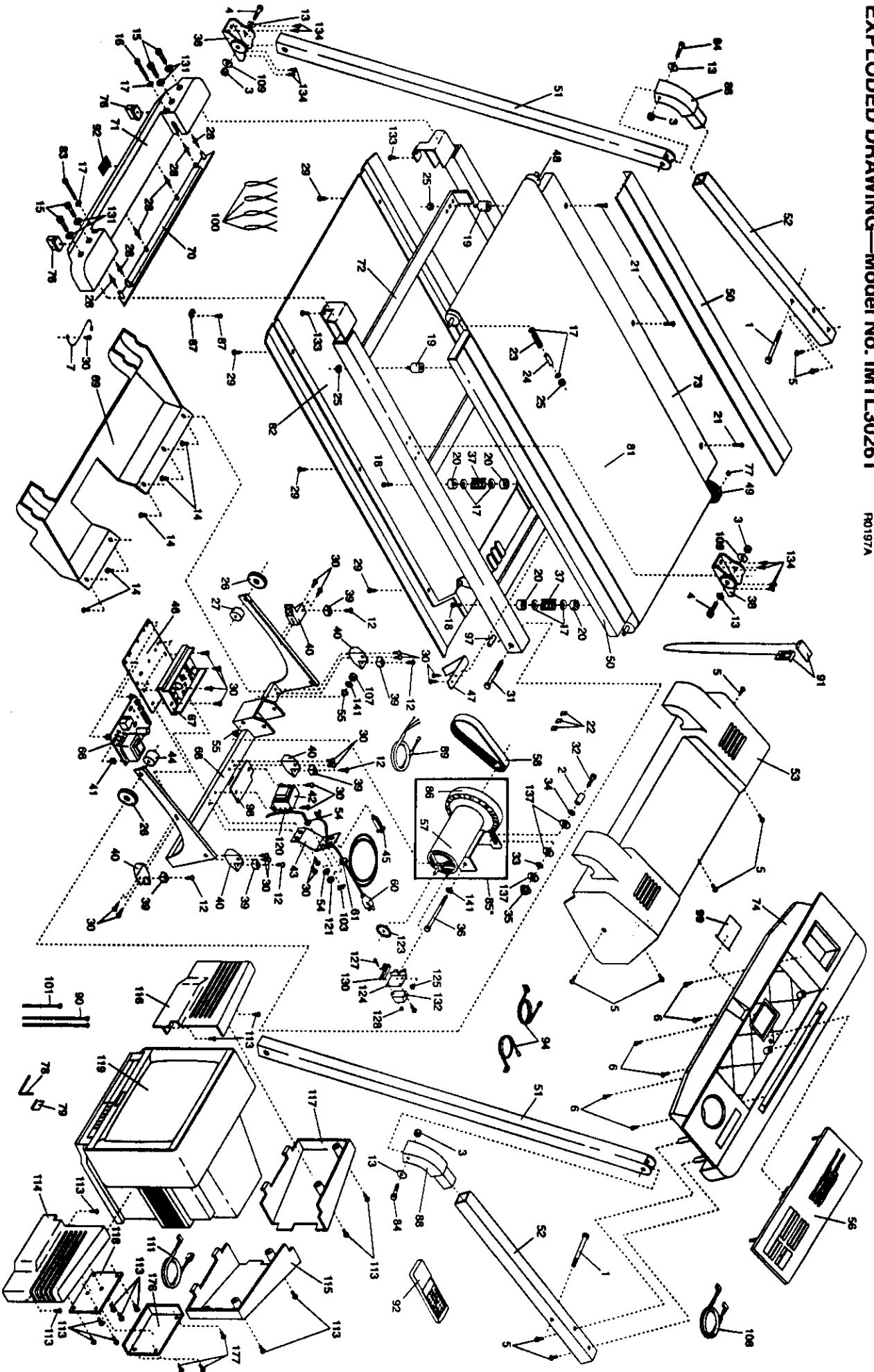
MODEL/PART BOOK LISTING

PAGE 4
 INI023P1
 RUN DATE: 3/21/97
 RUN TIME: 8:02:28

| KEY NUMBER | PART NUMBER | DESCRIPTION | QUANTITY |
|------------|-------------|---------------------------|----------|
| 154 | 135335 | TRIM BRACKET | 5 |
| 155 | 136636 | TOP TRIM BOARD | 2 |
| 156 | 136637 | INNER TRIM BOARD | 1 |
| 157 | 136638 | FRONT TRIM BOARD | 1 |
| 158 | 136634 | LOWER DOOR | 2 |
| 159 | 136058 | HINGE PLATE | 8 |
| 160 | 136639 | TOP DOOR | 2 |
| 161 | 136161 | CORNER BRACKET SCREW | 4 |
| 162 | 135187 | STABILIZER | 1 |
| 163 | 137089 | RIGHT UPRIGHT | 1 |
| 164 | 137090 | LEFT UPRIGHT | 1 |
| 165 | 013578 | UPRIGHT BOLT | 4 |
| 166 | 012149 | UPRIGHT NUT | 4 |
| 167 | 137091 | TOP CROSS MEMBER | 1 |
| 168 | 137092 | SHELF BOARD | 2 |
| 169 | 136635 | MONITOR SHELF | 1 |
| 170 | 136640 | TOP BOARD | 1 |
| 171 | 136632 | RIGHT SIDE BOARD | 1 |
| 172 | 136631 | LEFT SIDE BOARD | 1 |
| 173 | 136633 | BACK BOARD | 1 |
| 174 | 136189 | HINGE SCREW | 32 |
| 175 | 116892 | INCLINE STOP BRACKET | 1 |
| 176 | 134739 | CONTROL BOARD COVER | 1 |
| 177 | 013162 | CONTROL BOARD COVER SCREW | 4 |
| . | . | NON-ILLUSTRATED PARTS | 0 |
| # | 136871 | WOOD CLEAT | 1 |
| # | 136550 | 18" TV WIRE HARNESS | 1 |
| # | 014132 | UPRIGHT WASHER | 4 |
| # | 127860 | FASTENER | 12 |
| # | 102634 | 8" GREEN WIRE, F/RING | 1 |
| # | 112083 | 8" BLUE WIRE, 2F | 1 |
| # | 134487 | 6" BLACK WIRE, PIGTAIL | 1 |
| # | . | 14" WHITE WIRE, NOT USED | 0 |
| # | 102246 | 8" WHITE WIRE, 2F | 1 |
| # | 101951 | 8" BLACK WIRE, 2F | 1 |
| # | 136019 | 16" RED WIRE, 2F | 1 |
| # | 135281 | HOOD DECAL | 1 |
| # | 134831 | WIRE DIAGRAM | 1 |
| # | 129232 | WARNING DECAL | 2 |
| # | 135604 | USER'S MANUAL | 1 |
| # | 135603 | LITERATURE PACKET | 1 |
| . | 135604 | USER'S MANUAL | 1 |
| . | 129740 | BASE PAD | 4 |
| . | 119038 | KEY/CLIP | 1 |
| . | 135284 | HARDWARE KIT | 1 |
| . | 126040 | ALLEN WRENCH | 1 |
| . | 016028 | WRENCH CLIP | 1 |
| . | 130659 | #8 X 3/4" SCREW | 4 |
| . | 135334 | SHELF SUPPORT | 8 |

EXPLODED DRAWING—Model No. INTL30261

R0197A



MODEL NUMBER: IMTL3026
 VERSION: 01
 PRODUCT NAME: IMAGE ACCESS 3000
 PRODUCT DESC:

MODEL/PART BOOK LISTING

PAGE 1
 INI023P1
 RUN DATE: 3/21/97
 RUN TIME: 9:40:11

| KEY NUMBER | PART NUMBER | DESCRIPTION | QUANTITY |
|------------|-------------|---------------------------|----------|
| . | . | IMAGE ACCESS 3000 | 0 |
| 1 | 136171 | 1/97 LOGAN/SMITHFIELD | 0 |
| 2 | 130284 | HANDLEBAR PIVOT BOLT | 2 |
| 3 | 100427 | MOTOR SLEEVE | 1 |
| 4 | 121421 | NUT | 1 |
| 5 | . | UPRIGHT BRACKET BOLT | 2 |
| . | 013529 | SMALL SCREW, WHICH ONE? | 0 |
| . | 126996 | HOOD SCREW | 5 |
| 6 | 013028 | HANDLEBAR ARM SCREW | 4 |
| 7 | 132549 | CONSOLE SCREW | 6 |
| 8 | 112669 | GROUND WIRE | 1 |
| 9 | 106334 | CLEVIS PIN | 1 |
| 10 | 132449 | COTTER PIN | 1 |
| 11 | 101149 | HEX HEAD BOLT | 2 |
| 12 | 013300 | WASHER | 2 |
| 13 | 014073 | SCREW | 10 |
| 14 | 134594 | WASHER | 4 |
| 15 | 131826 | BELLY PAN SCREW | 6 |
| 16 | 105444 | ENDCAP BOLT | 4 |
| 17 | 014127 | SHORT ADJUSTMENT BOLT | 1 |
| 18 | 013456 | ADJUSTMENT WASHER | 8 |
| 19 | 134300 | FRAME ISOLATOR SCREW | 4 |
| 20 | 132374 | ISOLATOR | 2 |
| 21 | 128272 | SPRING CUSHION | 8 |
| 22 | 054023 | PLATFORM SCREW | 6 |
| 23 | 128986 | WIRE CLIP | 3 |
| 24 | 123470 | TENSION SPRING | 1 |
| 25 | 121576 | SPRING SLEEVE | 1 |
| 26 | 134388 | ROLLER TENSION NUT | 3 |
| 27 | 134360 | SPACER | 2 |
| 28 | 127597 | LEFT ROLLER BUSHING | 1 |
| 29 | 013300 | ENDCAP FASTENER | 6 |
| 30 | . | HOOD ANCHR/PAN/BACK SCREW | 22 |
| . | 120630 | SCREW, WHICH IS NEEDED? | 26 |
| . | 013370 | SMALL SCREW | 26 |
| 31 | 120354 | ISOLATOR SCREW | 2 |
| 32 | 013547 | FRAME PIVOT BOLT | 2 |
| 33 | 130248 | MOTOR TENSION BOLT | 1 |
| 34 | 122812 | STAR WASHER | 1 |
| 35 | 120867 | MOTOR TENSION WASHER | 1 |
| 36 | 107503 | MOTOR TENSION NUT | 1 |
| 37 | 137365 | MOTOR PIVOT BOLT | 1 |
| 38 | 132422 | SPRING | 4 |
| 39 | 125677 | UPRIGHT BRACKET | 2 |
| 40 | 132394 | HOOD ANCHOR | 5 |
| 41 | 125819 | HOOD BRACKET | 5 |
| 42 | 130993 | PLASTIC STAND-OFF | 4 |
| 43 | 135263 | CHOKE | 1 |
| 44 | 136552 | BRACKET | 1 |
| 45 | 109382 | RIGHT ROLLER BUSHING | 1 |
| 46 | 132466 | CIRCUIT BREAKER | 1 |
| 47 | 109265 | ELECTRONICS BRACKET | 1 |
| 48 | 134303 | BELT GUIDE | 2 |
| | | REAR ROLLER | 1 |

MODEL NUMBER: IMTL3026
VERSION: 01
PRODUCT NAME: IMAGE ACCESS 3000
PRODUCT DESC:

MODEL/PART BOOK LISTING

PAGE 2
INI023P1
RUN DATE: 3/21/97
RUN TIME: 9:40:11

| KEY NUMBER | PART NUMBER | DESCRIPTION | QUANTITY |
|------------|-------------|---------------------------|----------|
| 49 | 134305 | FRONT ROLLER/PULLEY | 1 |
| 50 | 134307 | FOOT RAIL W/FASTENERS | 2 |
| 51 | 135255 | UPRIGHT ARM | 2 |
| 52 | 135253 | HANDLEBAR ARM | 2 |
| 53 | 137085 | HOOD | 1 |
| 54 | 136018 | SMALL PLASTIC WSHR (BSHG) | 2 |
| 55 | 130403 | MOTOR BUSHING | 2 |
| 56 | 136863 | CONSOLE | 1 |
| 57 | 137358 | MOTOR | 1 |
| 58 | 135866 | MOTOR BELT | 1 |
| 59 | 129875 | INCLINE MOTOR | 1 |
| 60 | 124669 | POWER CORD | 1 |
| 61 | 124695 | GROMMET | 1 |
| 62 | 137086 | WIRE HARNESS | 1 |
| 63 | 136261 | TRIM SCREW | 4 |
| 64 | 129004 | WIRE HARNESS GROMMET | 2 |
| 65 | 134762 | SHOCK | 2 |
| 66 | 136800 | POWER SUPPLY W/CLIPS | 1 |
| 67 | 135052 | CONTROLLER | 1 |
| 68 | 135918 | INCLINE LEG | 1 |
| 69 | 132453 | BELLY PAN | 1 |
| 70 | 136203 | ENDCAP PLUG | 1 |
| 71 | 132218 | REAR ROLLER ENDCAP | 1 |
| 72 | NSP | FRAME | 1 |
| 73 | 134335 | WALKING BOARD W/FASTENERS | 1 |
| 74 | 137465 | CONSOLE BASE | 1 |
| 75 | 135234 | BASE | 1 |
| 76 | 132455 | ENDCAP FOOT | 2 |
| 77 | 100498 | MAGNET | 1 |
| 78 | 126040 | ALLEN WRENCH | 1 |
| 79 | 016028 | ADHESIVE CLIP | 1 |
| 80 | 135350 | TRIM BRACKET SCREW | 10 |
| 81 | 134342 | WALKING BELT W/FASTENERS | 1 |
| 82 | 134343 | FRAME COVER | 1 |
| 83 | 126038 | LONG ADJUSTMENT BOLT | 1 |
| 84 | 102083 | ELBOW MOUNT BOLT | 2 |
| 85 | 137360 | MTR/PULY/FLWH/FAN | 1 |
| 86 | 126747 | PULLEY/FLYWHEEL/FAN | 1 |
| 87 | 116927 | WIRE TIE HOLDER | 1 |
| 88 | 135180 | HANDLEBAR ELBOW | 2 |
| 89 | 125871 | MOTOR/CONTROLLER WIRE | 1 |
| 90 | 016057 | 8" WIRE TIE | 6 |
| 91 | 119038 | KEY/CLIP | 1 |
| 92 | 135532 | TV REMOTE CONTROL | 1 |
| 93 | 129740 | STABILIZER PAD | 4 |
| 94 | 126911 | OPTIC SWITCH WIRE | 2 |
| 95 | 135274 | INCLINE COVER SHIELD | 1 |
| 96 | 135273 | INCLINE COVER | 1 |
| 97 | 134388 | FRAME SPACER | 2 |
| 98 | 135004 | CHOKE PLATE | 1 |
| 99 | 129639 | BATTERY COVER | 1 |
| 100 | 116926 | RELEASEABLE TIE | 4 |
| 101 | 016029 | 4" WIRE TIE | 1 |
| 102 | . | INCLINE BRACKET, NOT USED | 0 |

MODEL NUMBER: IMTL3026
VERSION: 01
PRODUCT NAME: IMAGE ACCESS 3000
PRODUCT DESC:

MODEL/PART BOOK LISTING

PAGE 3
INI023P1
RUN DATE: 3/21/97
RUN TIME: 9:40:11

| KEY NUMBER | PART NUMBER | DESCRIPTION | QUANTITY |
|------------|-------------|----------------------------|----------|
| 103 | 119163 | ON/OFF SWITCH | 1 |
| 104 | 133333 | INCLINE COVER CLIP | 2 |
| 105 | . | UPRIGHT PLUG, NOT USED | 0 |
| 106 | 013375 | INCLINE MOTOR BOLT | 1 |
| 107 | 012149 | INCLINE MOTOR NUT | 2 |
| 108 | 137088 | CONSOLE/CONTROL BRD WIRE | 1 |
| 109 | 101149 | LARGE WASHER | 2 |
| 110 | 134732 | MONITOR BRACKET | 2 |
| 111 | 137093 | TV/CONTROL BOARD WIRE | 1 |
| 112 | 135349 | MONITOR ISOLATOR | 2 |
| 113 | . | SCREW, WHAT SCREW NEEDED? | 0 |
| . | 135350 | PANEL SCREW | 4 |
| . | 136432 | CONTROL BOARD SCREW | 6 |
| 114 | 134171 | RIGHT FACE PANEL | 1 |
| 115 | 134170 | RIGHT REAR PANEL | 1 |
| 116 | 134173 | LEFT FACE PANEL | 1 |
| 117 | 134172 | LEFT REAR PANEL | 1 |
| 118 | 136802 | CONTROL BOARD | 1 |
| 119 | 137523 | COLOR TV MONITOR | 1 |
| 120 | . | CABLE CONNECTION, SEE#62 | 0 |
| 121 | 012156 | CABLE CONNECTION NUT | 1 |
| 122 | 114270 | INCLINE MOTOR SPACER | 1 |
| 123 | 119070 | SPEED DISK | 1 |
| 124 | 136427 | OPTIC/FILTER BRACKET | 1 |
| 125 | 122125 | OPTIC SWITCH BRACKET NUT | 1 |
| 126 | 109370 | INCLINE OPTIC DISK | 1 |
| 127 | 102959 | BRACKET SCREW | 2 |
| 128 | 012152 | OPTIC SWITCH NUT | 2 |
| 129 | 014157 | OPTIC SWITCH STAR WASHER | 2 |
| 130 | 102955 | OPTIC SWITCH | 2 |
| 131 | 014063 | ENDCAP BOLT WASHER | 4 |
| 132 | 135724 | FILTER | 1 |
| 133 | . | PAD SCREW, NOT USED | 0 |
| 134 | 013540 | UPRIGHT BRACKET SCREW | 20 |
| 135 | . | SMALL WOOD SCREW, SEE# 134 | 12 |
| 136 | 136162 | MEDIUM WOOD SCREW | 6 |
| 137 | 130285 | PLASTIC WASHER | 2 |
| 138 | 135351 | UPRIGHT SCREW | 24 |
| 139 | . | BACK BOARD SCREW, SEE# 29 | 12 |
| 140 | 134594 | ANGLE BRACKET SCREW | 16 |
| 141 | 130403 | MOTOR BUSHING | 2 |
| 142 | 135266 | LEFT LOWER DOOR HANDLE | 1 |
| 143 | 135267 | RIGHT LOWER DOOR HANDLE | 1 |
| 144 | 135268 | LEFT TOP DOOR HANDLE | 1 |
| 145 | 135269 | RIGHT TOP DOOR HANDLE | 1 |
| 146 | . | STABILIZER PAD, SEE#93 | 0 |
| 147 | 135332 | BASE FOOT | 4 |
| 148 | 135272 | ANGLE BRACKET | 4 |
| 149 | 136276 | HINGE | 8 |
| 150 | 136075 | WIRE COVER | 1 |
| 151 | 120696 | UPRIGHT ENDCAP | 2 |
| 152 | 135334 | SHELF PIN | 8 |
| 153 | 135188 | HANDLEBAR PIVOT SPACER | 2 |
| 154 | 135335 | TRIM BRACKET | 5 |

MODEL NUMBER: IMTL3026
 VERSION: 01
 PRODUCT NAME: IMAGE ACCESS 3000
 PRODUCT DESC:

MODEL/PART BOOK LISTING

PAGE 4
 INI023P1

RUN DATE: 3/21/97
 RUN TIME: 9:40:11

| KEY NUMBER | PART NUMBER | DESCRIPTION | QUANTITY |
|------------|-------------|---------------------------|----------|
| 155 | 136636 | TOP TRIM BOARD | 2 |
| 156 | 136637 | INNER TRIM BOARD | 1 |
| 157 | 136638 | FRONT TRIM BOARD | 1 |
| 158 | 137462 | LOWER DOOR | 2 |
| 159 | 136058 | HINGE PLATE | 8 |
| 160 | 137461 | TOP DOOR | 2 |
| 161 | 136161 | CORNER BRACKET SCREW | 4 |
| 162 | 135187 | STABILIZER | 1 |
| 163 | 137089 | RIGHT UPRIGHT | 1 |
| 164 | 137090 | LEFT UPRIGHT | 1 |
| 165 | 013578 | UPRIGHT BOLT | 4 |
| 166 | 012149 | UPRIGHT NUT | 4 |
| 167 | 137091 | TOP CROSS MEMBER | 1 |
| 168 | 137092 | SHELF BOARD | 2 |
| 169 | 136635 | MONITOR SHELF | 1 |
| 170 | 136640 | TOP BOARD | 1 |
| 171 | 136632 | RIGHT SIDE BOARD | 1 |
| 172 | 136631 | LEFT SIDE BOARD | 1 |
| 173 | 136633 | BACK BOARD | 1 |
| 174 | 136189 | HINGE SCREW | 32 |
| 175 | 116892 | INCLINE STOP BRACKET | 1 |
| 176 | 134739 | CONTROL BOARD COVER | 1 |
| 177 | 013162 | CONTROL BOARD COVER SCREW | 4 |
| . | . | NON-ILLUSTRATED PARTS | 0 |
| # | 136871 | WOOD CLEAT | 1 |
| # | 136550 | 18" TV WIRE HARNESS | 1 |
| # | 014132 | UPRIGHT WASHER | 4 |
| # | 127860 | FASTENER | 12 |
| # | 102634 | 8" GREEN WIRE, F/RING | 1 |
| # | 112083 | 8" BLUE WIRE, 2F | 1 |
| # | 134487 | 6" BLACK WIRE, PIGTAIL | 1 |
| # | . | 14" WHITE WIRE, NOT USED | 0 |
| # | 102246 | 8" WHITE WIRE, 2F | 1 |
| # | 101951 | 8" BLACK WIRE, 2F | 1 |
| # | 136019 | 16" RED WIRE, 2F | 1 |
| # | 135281 | HOOD DECAL | 1 |
| # | 134831 | WIRE DIAGRAM | 1 |
| # | 129232 | WARNING DECAL | 2 |
| # | 136436 | USER'S MANUAL | 1 |
| # | 136435 | LITERATURE PACKET | 1 |
| . | 136436 | USER'S MANUAL | 1 |
| . | 119038 | KEY/CLIP | 1 |
| . | 129740 | STABILIZER PAD | 4 |
| . | 135284 | HARDWARE KIT | 1 |
| . | 126040 | ALLEN WRENCH | 1 |
| . | 016028 | WRENCH CLIP | 1 |
| . | 130659 | #8 X 3/4" SCREW | 4 |
| . | 135334 | SHELF SUPPORT | 8 |