



PART IDENTIFICATION CHART—Model No. WECCSY3965.0

R0805A


Refer to the drawings below to identify small parts used in assembly. The number in parentheses by each drawing is the key number of the part, from the PART LIST in the center of this manual. **Note: Some small parts may have been pre-attached. If a part is not in the parts bag, check to see if it has been pre-attached.**




M10 x 45mm Bolt (138)



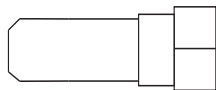
M10 x 45mm Button Bolt (105)




M10 x 38mm Screw (82)




M6 x 35mm Screw (139)




M8 x 22mm Shoulder Bolt (88)



M6 x 22mm Bolt (109)



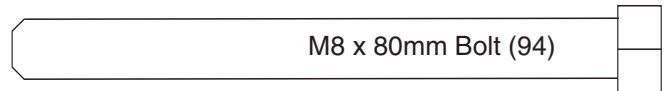
M6 x 16mm Screw (85)



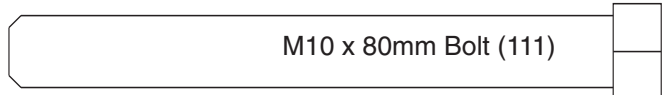
M4 x 16mm Self-tapping Screw (113)



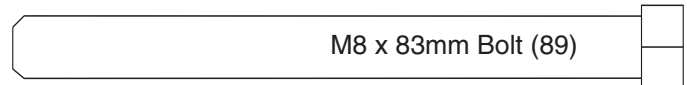
M8 x 75mm Carriage Bolt (84)



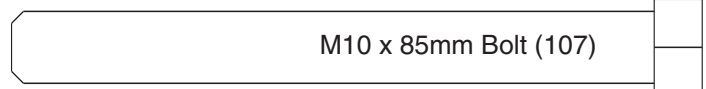
M8 x 80mm Bolt (94)



M10 x 80mm Bolt (111)



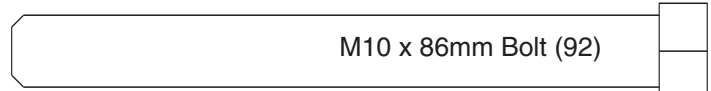
M8 x 83mm Bolt (89)



M10 x 85mm Bolt (107)




M8 x 86mm Shoulder Bolt (86)



M10 x 86mm Bolt (92)




M10 x 103mm Bolt (106)




M10 x 108mm Bolt (99)




M10 x 110mm Bolt (73)



M10 x 118mm Bolt (100)



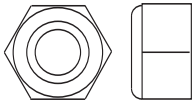
M10 x 135mm Bolt (98)



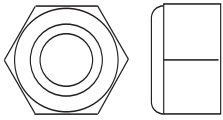
M10 x 155mm Bolt (130)



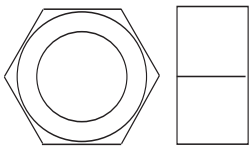
M6 Locknut (135)



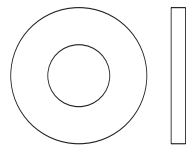
M8 Nylon Locknut (115)



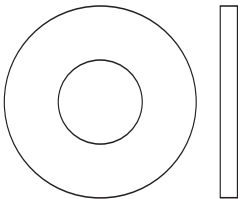
M10 Nylon Locknut (114)



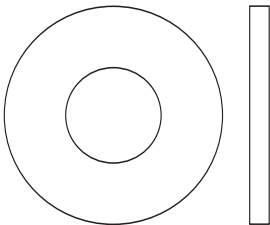
M12 Nut (128)



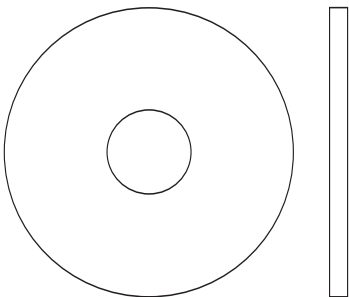
M8 Washer (117)



M10 Washer (116)



M12 Washer (129)



M10 Large Washer (134)



M10 x 77mm Bolt (133)




M10 x 75mm Bolt (104)




M8 x 72mm Bolt (91)



M8 x 70mm Bolt (97)




M8 x 69mm Shoulder Bolt (87)




M10 x 68mm Bolt (93)




M10 x 65mm Bolt (96)




M10 x 61mm Bolt (90)



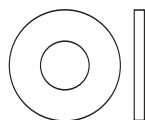
M10 x 55mm Bolt (137)



M10 x 52mm Bolt (102)




M10 x 48mm Bolt (101)



M6 Washer (132)



M4 Washer (131)



M10 x 232mm Bolt (108)

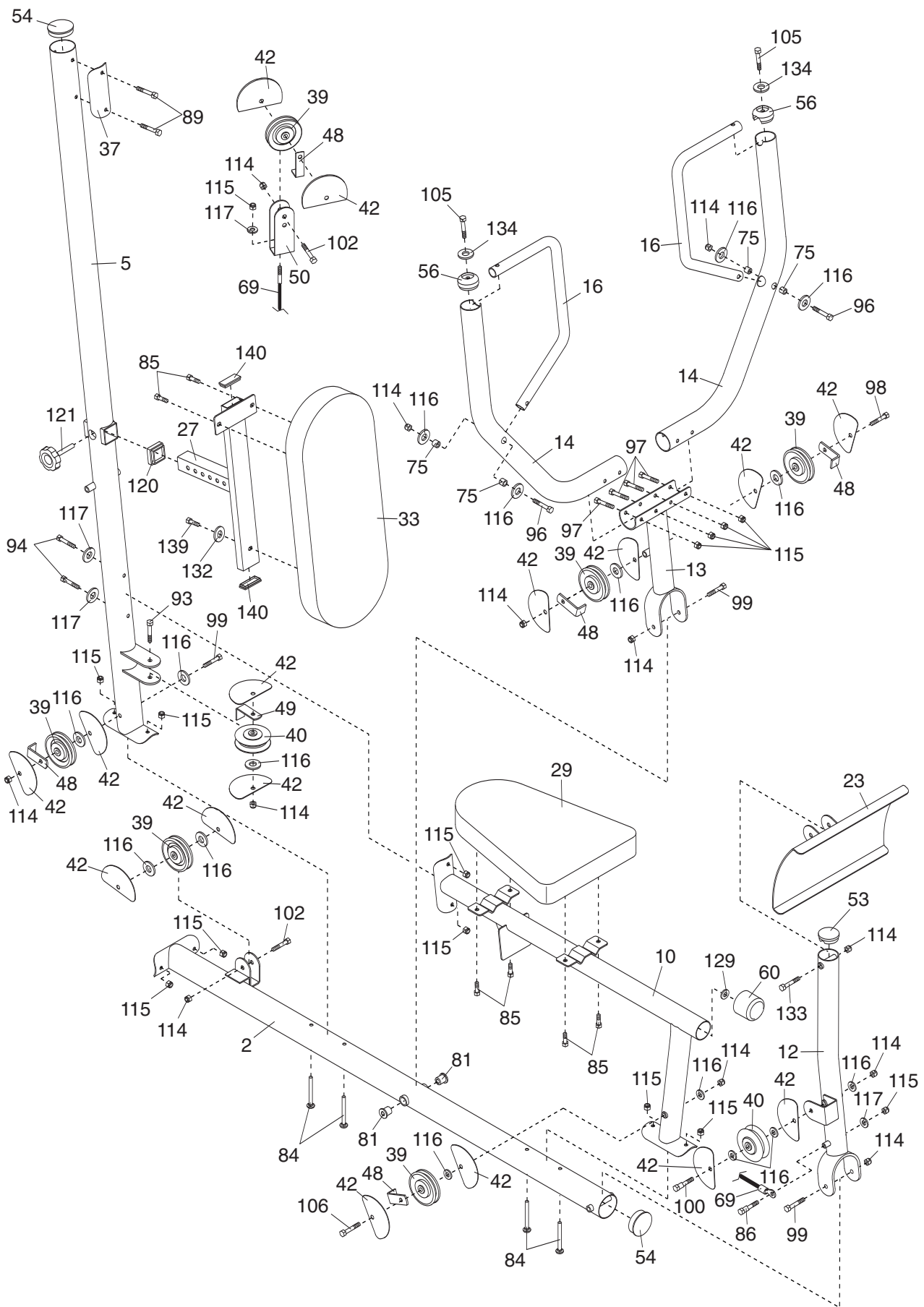
PART LIST—Model No. WECCSY3965.0

R0805A

Key No.	Qty.	Description	Key No.	Qty.	Description
1	1	Right Base	55	11	50mm Round Inner Cap
2	1	Left Base	56	2	Press Arm Cap
3	1	Rear Base	57	1	56mm Round Inner Cap
4	1	Right Upright	58	4	Foam Cap
5	1	Left Upright	59	2	Top Arm Bushing
6	1	Rear Upright	60	1	50mm Outer Cap
7	1	Right Top Frame	61	4	32mm Round Inner Cap
8	1	Left Top Frame	62	2	Dip Arm Cap
9	1	Right Seat Frame	63	2	25mm Outer Cap
10	1	Left Seat Frame	64	1	Cross Brace
11	1	Leg Lever	65	4	Weight Bumper
12	1	Leg Press Frame	66	2	Weight Tube Bumper
13	1	Press Frame	67	1	Dip Assist Latch
14	2	Press Arm	68	1	Right Stack Cable
15	1	Front Shroud	69	1	Press Cable
16	2	Press Handle	70	1	Leg Lever Cable
17	1	Right Butterfly Arm	71	1	Lat Cable
18	1	Left Butterfly Arm	72	1	Ab Cable
19	1	Pull-up Arm	73	2	M10 x 110mm Bolt
20	1	Dip Arm	74	2	40mm Spacer
21	1	Dip Assist	75	7	12mm Spacer
22	1	Butterfly Frame	76	1	Leg Bumper
23	1	Foot Plate	77	11	19mm Spacer
24	2	Rear Weight Guide	78	1	Handle
25	1	Rear Shroud	79	2	Large Foam Pad
26	4	Shroud Cover	80	1	Lock Plate
27	1	Backrest Frame	81	2	Left Base Bushing
28	1	Right Backrest	82	4	M10 x 38mm Screw
29	2	Seat	83	1	Leg Pin
30	1	Knee Pad	84	10	M8 x 75mm Carriage Bolt
31	2	Pad Tube	85	18	M6 x 16mm Screw
32	4	Small Foam Pad	86	1	M8 x 86mm Shoulder Bolt
33	1	Left Backrest	87	1	M8x 69mm Shoulder Bolt
34	2	Top Weight	88	2	M8 x 22mm Shoulder Bolt
35	18	Weight	89	8	M8 x 83mm Bolt
36	1	Long Weight Tube	90	3	M10 x 61mm Bolt
37	1	Left Upright Plate	91	2	M8 x 72mm Bolt
38	1	Rear Upright Plate	92	2	M10 x 86mm Bolt
39	24	90mm Pulley	93	2	M10 x 68mm Bolt
40	7	“V”-pulley	94	11	M8 x 80mm Bolt
41	2	115mm Pulley	95	2	Quarter Guard
42	32	Half Finger Guard	96	3	M10 x 65mm Bolt
43	10	Full Finger Guard	97	4	M8 x 70mm Bolt
44	2	Lock Pin	98	1	M10 x 135mm Bolt
45	2	Lock	99	4	M10 x 108mm Bolt
46	1	Lat Bar	100	1	M10 x 118mm Bolt
47	2	Handgrip	101	5	M10 x 48mm Bolt
48	11	Small Cable Trap	102	5	M10 x 52mm Bolt
49	6	Cable Trap	103	3	Cable Clip
50	1	“U”-bracket	104	1	M10 x 75mm Bolt
51	2	Pulley Plates	105	2	M10 x 45mm Button Bolt
52	1	Double “U”-bracket	106	1	M10 x 103mm Bolt
53	3	50mm Large Round Inner Cap	107	1	M10 x 85mm Bolt
54	7	63mm Round Inner Cap	108	3	M10 x 232mm Bolt

Key No.	Qty.	Description	Key No.	Qty.	Description
109	8	M6 x 22mm Bolt	128	2	M12 Nut
110	1	Chain	129	3	M12 Washer
111	6	M10 x 80mm Bolt	130	2	M10 x 155mm Bolt
112	6	M4 x 12mm Self-tapping Screw	131	1	M4 Washer
113	2	M4 x 16mm Self-tapping Screw	132	9	M6 Washer
114	45	M10 Nylon Locknut	133	1	M10 x 77mm Bolt
115	40	M8 Nylon Locknut	134	4	M10 Large Washer
116	50	M10 Washer	135	8	M6 Locknut
117	20	M8 Washer	136	2	Front Weight Guide
118	1	Ab Strap	137	1	M10 x 55mm Bolt
119	2	Weight Pin	138	1	M10 x 45mm Bolt
120	1	Backrest Frame Bushing	139	1	M6 x 35mm Screw
121	1	Knob	140	2	40mm x 20mm Inner Cap
122	2	Guard	141	2	Bottom Arm Bushing
123	1	Short Weight Tube	#	1	User's Manual
124	1	16mm Spacer	#	1	Exercise Guide
125	1	Large Cable Trap	#	1	Allen Wrench
126	2	28mm Round Inner Cap	#	2	Grease Packet
127	1	25mm Round Inner Cap			

Note: “#” indicates a non-illustrated part. Specifications are subject to change without notice. See the back cover of the user’s manual for information about ordering replacement parts.



EXPLODED DRAWING—Model No. WECCSY3965.0

R0805A

