


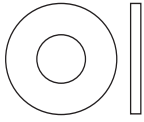
**MAKE ASSEMBLY EASIER. REMOVE AND USE THIS  
PART IDENTIFICATION CHART AND PART  
LIST/EXPLODED DRAWING DURING ASSEMBLY.**

**SAVE THIS PART IDENTIFICATION CHART  
PART LIST/EXPLODED DRAWING FOR FUTURE REFERENCE**

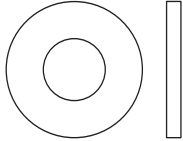


# PART IDENTIFICATION CHART

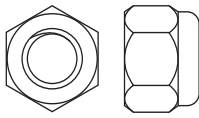
Refer to the drawings below to identify small parts used in assembly. The number in parentheses by each drawing is the key number of the part, from the PART LIST in the center of this manual. **Note: Some small parts may have been pre-attached. If a part is not in the parts bag, check to see if it has been pre-attached.**



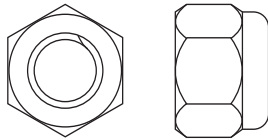
M6 Washer (39)




M8 Washer (54, 55)




M8 Nylon Locknut (36, 46)




M10 Nylon Locknut (45)




M6 x 16mm Screw (60)




M10 x 20mm Screw (9)



M6 x 38mm Screw (51)



M8 x 52mm Bolt (40)



M10 x 80mm Bolt (43)



M10 x 175mm Bolt (42)

# PART LIST—Model No. WEEVBE1444.0

R1005A

Key No.	Qty.	Description	Key No.	Qty.	Description
1	1	Top Frame	34	2	Handle
2	1	Bottom Frame	35	4	Bungee Cord
3	1	Backrest Frame	36	2	M8 Bright Zinc Nylon Locknut
4	1	Backrest	37	2	M10 x 43mm Bolt
5	1	Adjustment Leg	38	2	M8 x 90mm Bolt
6	1	Stabiliser	39	6	M6 Washer
7	1	Support Leg	40	3	M8 x 52mm Bolt
8	1	Foot Plate	41	2	M10 x 63mm Screw
9	2	M10 x 20mm Screw	42	1	M10 x 175mm Bolt
10	1	Bungee Bracket	43	1	M10 x 80mm Bolt
11	1	Backrest Bracket	44	2	Grip Tape
12	4	50mm Outer Cap	45	7	M10 Nylon Locknut
13	2	50mm Inner Cap	46	7	M8 Black Zinc Nylon Locknut
14	2	25mm Round Inner Cap	47	6	M4 x 20mm Self-tapping Screw
15	2	Handgrip	48	1	Adjustment Bracket
16	2	Foam Pad	49	2	56mm Bushing
17	4	L-Pin	50	2	38mm Round Inner Cap
18	2	Pulley Housing	51	4	M6 x 38mm Screw
19	2	70mm Pulley	52	2	M10 Ball Head Nut
20	1	90mm Pulley	53	2	M8 x 85mm Bolt
21	1	Right 38/32mm Bushing	54	3	M8 Black Zinc Washer
22	1	M10 x 45mm Bolt	55	2	M8 Bright Zinc Washer
23	6	Small Bushing	56	2	M10 Washer
24	2	Small Wheel	57	1	Left 38/32mm Bushing
25	2	Big Bushing	58	2	Knob
26	2	Big Wheel	59	1	Pulley Guard
27	2	Bumper	60	2	M6 x 16mm Screw
28	2	32mm Round Inner Cap	61	1	Small Bumper
29	1	Handlebar	62	1	M4 x 16mm Self-tapping Screw
30	2	60mm Eyebolt	63	1	M4 Washer
31	2	108mm Eyebolt	#	1	User's Manual
32	1	Cable	#	1	Exercise Guide
33	2	Cable Clip	#	1	Grease Packet

Note: “#” Indicates a non-illustrated part. Specifications are subject to change without notice. See the back cover for information on ordering replacement parts.

# EXPLODED DRAWING—Model No. WEEVBE1444.0

R1005A

