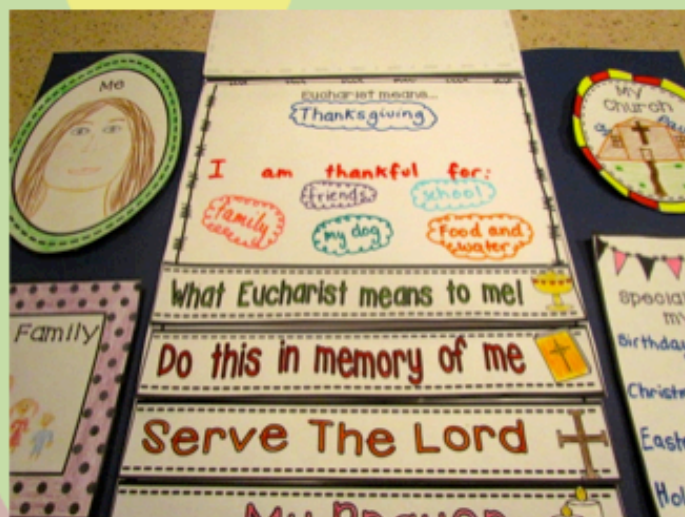


Eucharist Interactive Flipbook



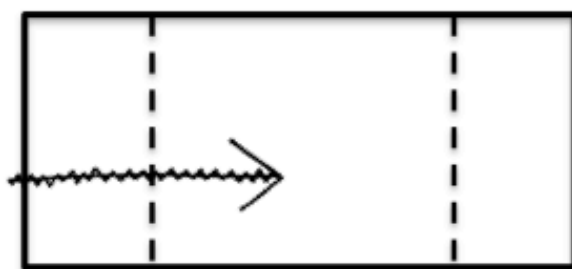


The 'Eucharist Flip Book' is a delightful interactive activity, that can become a memorable keepsake for your students. The Flip Book can be used during and after the preparation for a student's First Eucharist or as a reflection tool in later years.

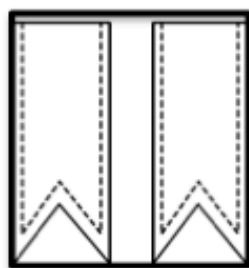
Flip Book Construction Instructions

Please note: It is ideal to color, decorate and complete all worksheets before pasting them into the book.

1. Select an A3 sheet of paper, lay it horizontal and lightly mark the middle.
2. Fold each end into the middle so that both ends touch.



3. Cut out the ribbons and paste them onto the folded flaps to form the front cover.



4. Open the Flip book and paste - 'All About Me Boxes' in a desired order.



Flip Book Construction Instructions Continued:

5. To create center flip pages, cut off the strip not needed and paste in the order below, so that the largest page is on the bottom and the shortest page is on the top.



Paste each worksheet by applying glue to the previous worksheet in the strip labeled 'Paste Along Here'.
Some worksheets may need to be trimmed due to different printer settings.

1. My Prayer
2. Serve The Lord
3. Do this in memory of Me
4. What Eucharist means to me
5. My Eucharist Experiences
6. Eucharist or Communion front cover

Flip Book Lessons

The front cover and 'All About Me' boxes are great tuning in activities to get your students ready to complete their flip book pages.

My Prayer

Have your students reflect on their Eucharist experience or their Eucharist preparation journey.

Some prompting questions may include;

- When did you receive the Eucharist for the first time?
- What was important in your Eucharist preparation journey?
- How did you feel when you were preparing to receive the Eucharist for the first time?
- How do you feel when you receive the Eucharist in Mass?
- What are some things you would like to thank Jesus for?

Have your students write a reflective prayer of thanks.

Serve The Lord

Refer to a missal and read the last line spoken by the Priest at Mass.

'Go in Peace and Love to Serve the Lord'.

Discuss the meaning and purpose of this command.

Have your students brainstorm ways that they can;

- Show peace
 - Spread love
 - Serve The Lord
- Complete worksheet with pictures, words or sentences.

Flip Book Lessons Continued

Do this in memory of Me

Read and discuss the scripture passage of
'The Last Supper' (Mt26:17-30, Luke22:7-38)

Discuss the significance of keeping someone's memory
alive.

Jesus is with us in the Eucharist.

Have your students brainstorm times when Jesus is in
their life.

Complete worksheet with pictures, words or sentences.

What Eucharist means to me

The word Eucharist means 'Thanksgiving'.

Discuss with your students the many things that they are
thankful for.

Complete worksheet with pictures, words or sentences.

My Eucharist Experiences

Share stories about your student's first (or other)
experiences of receiving the Eucharist.

Using photos, pictures, words and or sentences, students
retell this event.

Thank you for downloading a 'Ponder and Possible'
product. For other Religious Education resources to
support your student's learning, please visit my store by
clicking on the images below.



C
O
M
M
U
N
I
O
N



E
U
C
H
A
R
I
S
T



'All About Me'
boxes

Me

My
Church

My Family

Some special times
in my life

Paste along here

Paste along here

Dear God,

My Prayer

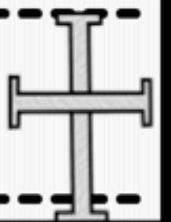


Paste along here

Paste along here

Some of the ways that I can go in peace
and love to serve The Lord are...

Serve The Lord



This section not needed ~ cut off along the black line above

Paste along here

Paste along here

Times when I have remembered Jesus
in my life are...

Do this in memory of Me



This section not needed ~ cut off along the black line above

Paste along here

Paste along here

Eucharist means...

What Eucharist means to me



This section not needed ~ cut off along the black line above

Paste along here

Paste along here

My Eucharist Experience



This section not needed ~ cut off along the black line above

Eucharist

This section not needed ~ cut off along the black line above

Communion

This section not needed ~ cut off along the black line above



Thank you for taking the time to visit my store and for downloading one of my products.

Your support is always greatly appreciated.

Copyright©2015 Ponder and Possible
All rights reserved by author.
Permission to copy for single classroom use only.
Electronic distribution limited to single classroom use only.
Not for public display.

Credits



<https://www.teacherspayteachers.com/Store/Ponder-And-Possible>