

Extending Activities

November 17, 2019 • 33rd Sunday in Ordinary Time

A Worry Day Chart • Ask: What do you do to make yourself feel better when you are worried? *Talk to a parent, hug a favorite stuffed animal, pray.* Make a list of those ideas on the board and print the child's name in parentheses behind the idea given. Model a way to complete the sentence below by inserting your own idea. For example: When I have a worry day, I can sing, so I will feel OK.

Invite the children to put their own idea in the sentence and practice saying it. Invite a few students to try saying their sentences out loud. Then direct the children to sit in a circle and quietly pat their legs to start a steady beat. Try to keep the steady beat going while each child takes a turn saying, "When I have a worry day, I can _____, so I will feel OK."

Row, Row, Row Your Feelings Boat • Direct the children to sit in a circle and link their arms. Invite them to sway side to side as a group and pretend they are on a boat. Tell them you will all sing "Row, Row, Row Your Boat" and show different feelings. Sing it happy the first time; then call out other feelings—afraid, silly, sad, mad. Model expressive faces to help them feel comfortable making their own. Encourage the children to change their faces and voices to match the given feeling. Invite them to take turns changing the feeling once they have gotten used to the activity.

November 24, 2019 • Solemnity of Christ the King

The Library Lady's Surprise • Find a coloring page to accompany this story in the pages that follow.

December 1, 2019 • 1st Sunday of Advent

Ways to Get Ready for Christmas • Gather in a circle and recall the discussion at the beginning of class about getting ready for Christmas. Ask for a volunteer and whisper one of those ways to that child-volunteer. The child acts out the getting-ready activity for the class. Continue until all the children who want to volunteer have had a chance.

December 8, 2019 • 2nd Sunday of Advent

I Can Get Ready • Find a coloring page to accompany this story in the pages that follow.

The Hail Mary • Print the words of the Hail Mary on an 8 ½" × 11" sheet of paper and make a copy for each child. Use outline letters for some of the more important words. The children may color those letters as a way to make the prayer their own. Teach them the prayer, phrase by phrase, answering any questions they may have.

Getting a House Ready for Jesus • Give each child a piece of white construction paper, four craft sticks, glue, and crayons. Direct them to glue the sticks on the paper in a house shape and draw a crib or bed in the house for Jesus. They use the crayons to add other decorations—stars, moon, trees, sheep, cows, flowers.

Christmas Ornaments • Have the children cut white or colored paper into round Christmas ornament shapes, decorate them, and print their names plainly. Punch a hole at the top of each ornament. Distribute pieces of colored yarn for the children to lace through as hangers. Tie knots in the yarn. Hang the ornaments around your room or somewhere in your parish or school buildings.

December 15, 2019 • 3rd Sunday of Advent

Our Lady of Guadalupe Brings God's Joy • Find a coloring page to accompany this story in the pages that follow.

December 22, 2019 • 4th Sunday of Advent

Waiting for Matthew • Find a coloring page to accompany this story in the pages that follow.

Manger Visit • Take the children to visit the Nativity scene in your parish church or school. Listen to their comments and questions about the figures in the scene.

**December 25, 2019 & January 5, 2020
Christmas & Epiphany**

The Christmas Pageant • Find a coloring page to accompany this story in the pages that follow.

Bless Your House and Classroom at Epiphany
Epiphany is celebrated in a big way around the world. In Italy, an old woman called Befana delivers gifts to children on Epiphany eve. In Bulgaria, men dive after a cross tossed into an icy lake. Children in Belgium dress as the Magi and go from house to house, singing and collecting money or treats.

Throughout Europe, people chalk their doorways with an Epiphany blessing. You may choose to write this year's blessing—20+C+M+B+20—over your classroom door or invite the children to create posters. The numbers are for the new year. The letters stand for the traditional names given to the Magi—Caspar, Melchior, and Balthazar. After marking the doorway, say a blessing prayer together. You may wish to bless the doorway with holy water. Epiphany traditions often involve water as a connection to Jesus' baptism.




Three Kings Cake • Plan a snack time during your *Promise* lesson and serve Three Kings Cake. Bake a yellow or white cake in a rectangular pan. Just before putting it into the oven, scatter three beans in the batter. The three children who find the beans in their pieces of cake get to be the Three Kings (Magi) for the rest of your class time. Make simple crowns for the children to wear.

January 12, 2020 • Baptism of the Lord

The Sand Castle • Find a coloring page to accompany this story in the pages that follow.

Name _____

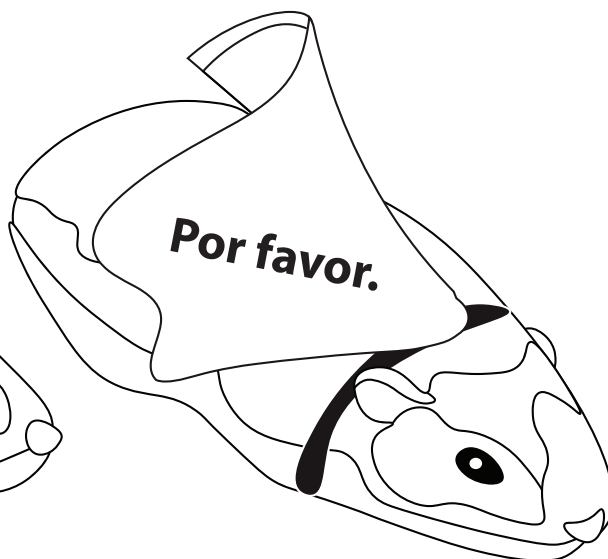
The Library Lady's Surprise



© 2019 Pflaum Publishing Group, a division of Bayard, Inc. Permission is granted to reproduce this page for use by parishes, schools, and families using Pflaum Gospel Weeklies.

Nombre _____


La sorpresa de la bibliotecaria.



Name _____


I Can Get Ready

© 2019 Pflaum Publishing Group, a division of Bayard, Inc. Permission is granted to reproduce this page for use by parishes, schools, and families using Pflaum Gospel Weeklies.



Nombre _____

Puedo prepararme.



Name _____

Our Lady of Guadalupe Brings God's Joy

© 2019 Pflaum Publishing Group, a division of Bayard, Inc. Permission is granted to reproduce this page for use by parishes, schools, and families using Pflaum Gospel Weeklies.



Nombre _____


Nuestra Señora de Guadalupe nos trae alegría.



Name _____


Waiting for Matthew

© 2019 Pflaum Publishing Group, a division of Bayard, Inc. Permission is granted to reproduce this page for use by parishes, schools, and families using Pflaum Gospel Weeklies.



Nombre _____


Esperamos a Mateo.



Name _____


The Christmas Pageant

© 2019 Pflaum Publishing Group, a division of Bayard, Inc. Permission is granted to reproduce this page for use by parishes, schools, and families using Pflaum Gospel Weeklies.



Nombre _____

El festival de Navidad.



Name _____

The Sand Castle

© 2019 Pflaum Publishing Group, a division of Bayard, Inc. Permission is granted to reproduce this page for use by parishes, schools, and families using Pflaum Gospel Weeklies.



Nombre _____

El castillo de arena.

