


# Shroud of Turin

Fr. Leonard Andrie



1

## Top Quotes

- Two goals in speaking about the Shroud of Turin:
  - Fall more in love with Christ as we reflect upon His sufferings, which were very intense.
  - Reflect upon Christ's Resurrection and how this miraculous event validated Jesus' claims and what it means for you today.

2

## Top Quotes

- The Shroud is a “mirror of the Gospel.”
- The Shroud is an “icon written in blood.”
- **St. John Paul II:** “For the believer, what counts above all is that the shroud is a mirror of the Gospel. ... Whoever approaches it is also aware that the shroud does not hold people's hearts to itself, but turns them to him.”

3

## Bible Basics

- And [Joseph of Arimathea] bought a linen shroud, and taking Him down, wrapped Him in the linen shroud, and laid Him in a tomb which had been hewn out of rock; and he rolled a stone against the door of the tomb.

-Mark 15:46

4

## Bible Basics

- Then Simon Peter came, following him, and went into the tomb; he saw the linen cloths lying, and the napkin, which had been on his head, not lying with the linen cloths but rolled up in a place by itself. -John 20:6-7
- **Key:** The folded facial cloth, or *Sudarium*, was a deliberate act to show order, indicating the body was not stolen, or to symbolize the fulfillment of Scripture.

5

## Bible Basics



6

## What is the Shroud?

- The Shroud of Turin is a roughly 14 foot by 3 ½ - foot burial cloth bearing the faint, negative image of a crucified man, believed by many Christians to be the burial shroud of Jesus of Nazareth.
- The Shroud is housed in Turin, Italy, at the Cathedral of St. John the Baptist.

7

## What is the Shroud?



8

## What is the Shroud?



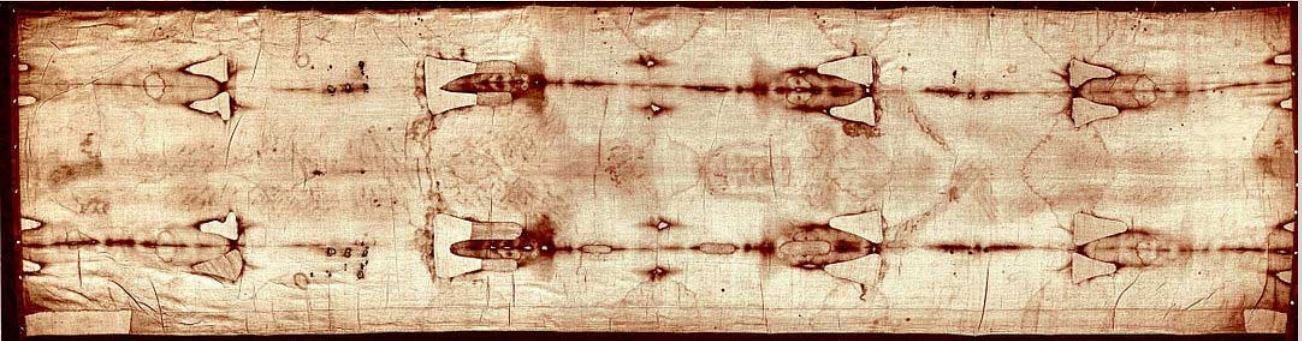
9

## What is the Shroud?

- The Shroud of Turin shows injuries of a crucified man consistent with the Gospel accounts of Jesus' passion, including scourging, thorn wounds, and side piercing.
- If truly authentic, in one artifact we have the suffering, death, and Resurrection of Jesus. It is the first "selfie" of God. The Shroud is God's "love note" to us.

10

## What is the Shroud?



11

## What is the Shroud?

- The Shroud of Turin is the *most studied artifact in history!*
- There have been more than 100 scientific disciplines that have studied the Shroud for over 600,000 research hours dedicated to analyzing its authenticity, image, and history.

12

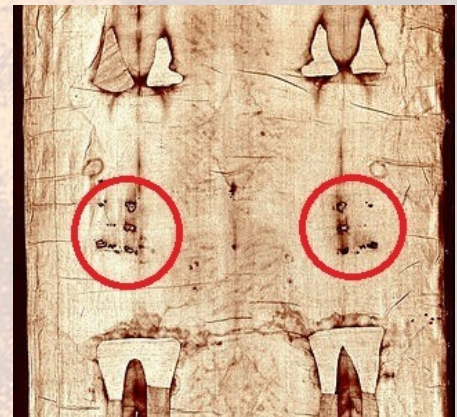
## What is the Shroud?

- One can see a faint image of a tortured man on the Shroud.
- There are blood stains around the head, feet, wrists, arms, and chest.
- The Shroud also has burn holes, water stains, and missing sections on the top left and right corners.

13

## What is the Shroud?

- The Shroud was primarily damaged by a fire in 1532 at a chapel in Chambéry, France, where molten silver from its reliquary burned holes through the folded cloth, creating a symmetrical pattern of burn marks.
- Buckets of water were used to put out the 1532 fire creating water stains, which are still visible alongside the burn marks.
- The nuns added patches to the Shroud shortly after the 1532 fire.

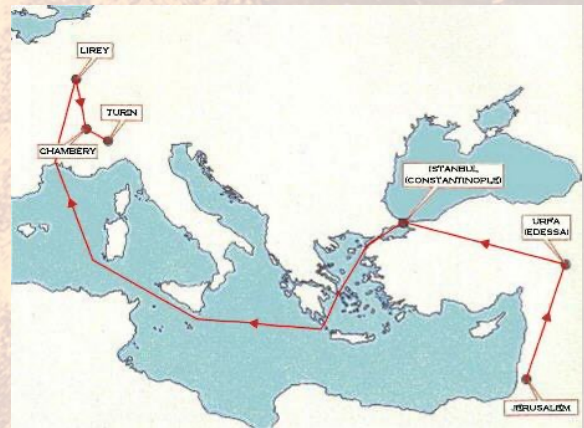


14

## What is the Shroud?

### Travels of the Shroud of Turin

- **Jerusalem** (1<sup>st</sup> century)
- **Edessa** (Turkey)
- **Constantinople**: Likely removed during the 4<sup>th</sup> Crusade
- **Lirey, France**: (c. 1354):
- **Chambery, France** (1453), survived a fire in 1532;
- **Turin, Italy** (1578 - Present)



- Gifted to the Vatican in 1983

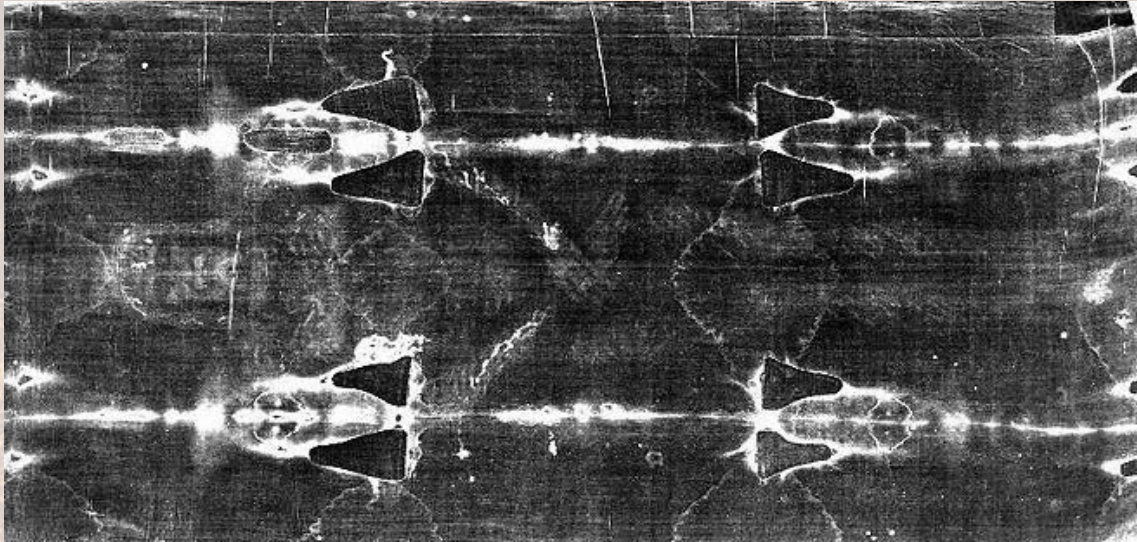
15

## First Photograph

- Italian amateur photographer Secondo Pia (1855-1941) took the first photograph of the Shroud of Turin on May 28, 1898.
- While developing the glass-plate negatives, Pia discovered that the photographic negative showed a much clearer, positive image of the man in the Shroud. If truly Jesus, Pia was the first to see the face of Jesus since the Apostles!

16

## First Photograph



17


## Jesus' Suffering

- One must stand at least 8 feet away to see the image with a naked eye. The image vanishes if one gets closer than 8 feet.
- There are 700 wounds on the image of the crucified man on the Shroud. There are also pints of blood all over the Shroud.
- The blood on the Shroud is a rare AB-positive blood type, with male DNA. The blood absorbs all the way through the linen. AB blood is found in a small percentage of the global population (3 - 4%), prevalent in Middle Eastern populations. The same blood type has been found on the Sudarium of Oviedo (the face cloth).
- **Note:** Type AB-positive blood is known as the universal recipient because it can receive red blood cells from any blood type.

18

## Jesus' Suffering


- The Shroud reveals the extent to which the crucified man suffered. Scholars and historians find no record of other individuals - slaves or otherwise - being crowned with thorns as part of the formal or informal Roman execution process.
- The Shroud reveals at least 50 puncture wounds on the head and neck from a crown of thorns, which was more like a cap instead of a ringlet.



19

## Jesus' Suffering

- **Scourging:** A flagrum was used for scourging, which was a brutal whip designed to inflict maximum pain and damage, often before crucifixion.
- It had a short handle and leather straps attached, which were embedded with metal balls and/or sharp pieces of bone, metal, or glass designed to tear flesh.



20

## Jesus' Suffering

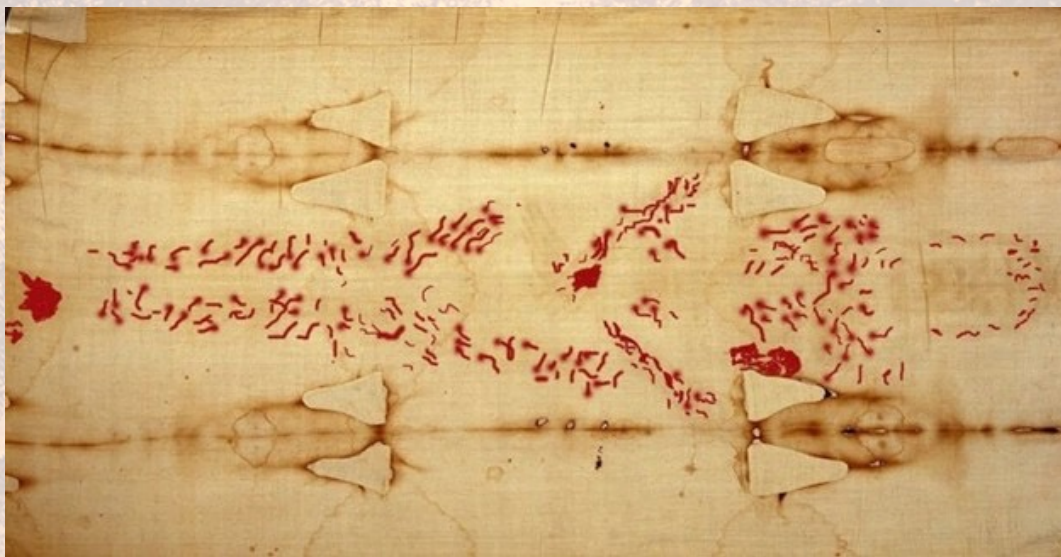
- The Shroud reveals that the crucified man had 200 wounds on his back and 172 on the front. There is not an area where he was not tortured.
- The shroud seems to reveal that the crucified man's right eye was injured (blinding him in that eye), his left cheek was swollen, and his nose was broken.
- It is estimated that the crucified man lost one-third of his blood from the scourging.



- Roman scourging was nicknamed the "half-death" given the severe pain and blood loss.

21

## Jesus' Suffering



22

## Jesus' Suffering

- The location of the scourge marks indicates that two people did the scourging. Additionally, the marks were close together, suggesting that those whipping the victim were very close to Him.
- If two people whipped the suffering man from a distance, the scourge marks would be further apart as the straps would have had time to spread apart.
- **Key:** It is likely that the victim's blood splashed on the two Roman soldiers standing next to him and whipping him. There was a diabolical element in the frenzy of the merciless whipping.

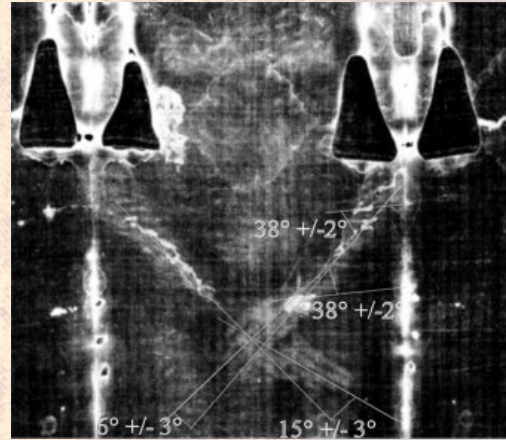
23

## Jesus' Suffering

- The Shroud shows that the crucified man was pierced through His wrists, not His palms. This is accurate in that the palms could not support the weight of the body on a cross.
- Piercing through the wrists, the hand bones could lock around the nails and hold Him. The Shroud also shows that a nail was driven through the crucified man's heel.
- **Key:** Nails driven through the wrists create excruciating pain as they pierce and damage the median nerve. This causes massive muscle cramping and intense pain whenever the victim pushed up to breathe, leading to long-term suffering before death by shock, asphyxiation, and dehydration.

24

## Jesus' Suffering



25

## Jesus' Suffering

- Those crucified died slowly by suffocation. Their lungs filled with fluid - a condition known as pulmonary edema.
- The Shroud also reveals that the crucified man was pierced between the 5<sup>th</sup> and 6<sup>th</sup> ribs, which is the exact dimension of a Roman thrusting spear.
- The piercing released a flow that forensic analysis identifies as roughly six parts lung fluid and one part blood.

26

## Jesus' Suffering

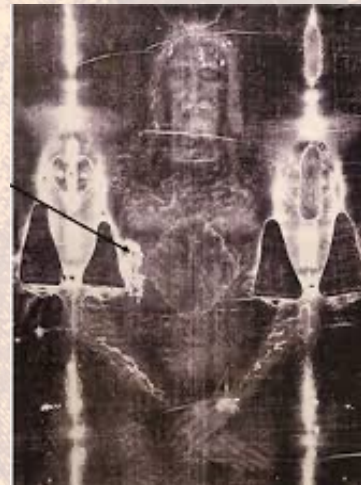
- The Shroud contains both living blood and dead blood - in exactly the right places.
- The scourge and head wounds show what's called premortem blood (blood before death). This is blood that smeared, mixed with sweat, and flowed under pressure the way blood does in living blood.



27

## Jesus' Suffering

- The side wound shows postmortem blood - blood that separated into dark clotted material and clear watery fluid called serum.
- That separation happens only after death, when the heart stops pumping and gravity takes over. The spear wound blood says "dead."
- **Key:** Each type of blood (premortem and postmortem) is in exactly the right place on the Shroud.



28

## Jesus' Suffering

- A professor of Mathematical Physics, Bruno Barberis, argues that the crucified man in the Shroud could only be one out of 20 billion other than Jesus given the high correspondence between the two:
  - Wrapped in a sheet, crowned with thorns, transporting the cross, the use of nails, unbroken legs, no washing or anointing, remained in the sheet for a short time.

29

## The Miraculous Image

- The image of our crucified Lord on the Shroud of Turin reveals the **profound depth** of Christ's love for you!
- There are pints of blood all over the Shroud. While the Blood absorbs all the way through the linen, the image on the Shroud is superficial. The blood was on the Shroud before the image was.
- The image affects only the top 0.2 to 0.7 micrometers of the linen fibers. To give you a sense of how thin this is, the layer is 35 times thinner than a human hair. The image is so thin that it could theoretically be removed with a razor.

30

## The Miraculous Image

- The Shroud of Turin Research Project team (STURP) of 33 scientists spent 120 continuous hours with seven tons of equipment studying the shroud in 1978. They came to the following conclusion about how the image was produced on the Shroud:
  - “The Shroud image is that of a real human form of a scourged, crucified man. It is not the product of an artist.”
  - **Key:** No paints, dyes, chemicals, vapors, or scorching were used to produce the image. Instead, the image is more like a photograph from an era before we knew what photography was. Fr. Andrew Dalton says that the image is the “natural effect of a supernatural event.”

31

## The Miraculous Image

- Something miraculous happened to produce the faint image of the crucified man on the Shroud. Ironically, the more scientists study the image, the more mysterious it becomes.
- Italian government scientists spent five years trying to replicate the image using the most advanced ultraviolet lasers in the world. They got close in 2010—on a tiny patch of linen a few centimeters wide.

32

## The Miraculous Image

- The scientists calculated that to produce an image of a whole body as on the Shroud, it would require approximately **34 trillion watts of ultraviolet light**, fired in a single burst lasting **one forty-billionth of a second**. The UV light was believed to have originated from within the body itself.
- If the burst lasted even a fraction longer, the cloth would have been vaporized by the heat. One scientist estimated that you would need 14,000 excimer lasers firing at the same instant. We cannot do this today and certainly nobody in the Middle Ages could have come close to doing so.

33

## The Miraculous Image

- After six days Jesus took Peter, James, and John and led them up a high mountain apart by themselves. And He was transfigured before them, and his clothes became dazzling white, such as no fuller on earth could bleach them. -Mark 9:2-3
- **Key:** Notice that Jesus' body is transfigured, which transfers to His clothes. Something similar happened with His body in the tomb, it became transfigured (spiritual body becoming dazzling white), which left a miraculous image on the burial cloth.



34

## The Miraculous Image

- Additionally, the image shows the inside of the body, like an X-ray. The image reveals the bones of the hands and other internal structures visible through the cloth as if the body was briefly transparent at the moment the explosion of light happened.
- Furthermore, the image displays no distortion, smudging, or “wraparound” effects, indicating that the linen was not in contact with the body when the image was imprinted. Hence, the Shroud’s image suggests that Jesus’ body levitated (was momentarily weightless) at the moment of the Resurrection.
- **Key:** Shroud indicates Christ’s Resurrected Body is both **glorified** (bathed in light) and **spiritual** (can pass through the burial cloth, walls, etc.).

35

## The Miraculous Image

- Furthermore, modern image processing shows that the image contains encoded 3D information, which is rare for traditional art.
- Run through a VP-8 analyzer, the Shroud reveals not a 2D drawing but rather produces a realistic 3D relief of a human body, suggesting the image intensity correlates with distance between the cloth and the body.



- Areas that touched the face were darker and areas that were further away from the face were lighter.

36

## The Miraculous Image

- Iconography or early Christian art compares the image on the Shroud with Christ Pantocrator, which is a 6<sup>th</sup> century icon in Sinai.
- Forensic studies show over 200 points of congruence, such as long hair, large eyes, a prominent nose, and facial structure.
- Their similarities suggest that the image on the Shroud served as the primary archetype for Byzantine Christ iconography.



37

## *Sudarium* of Oviedo

- According to tradition, the face cloth of Oviedo (or the *Sudarium Christi*) was the burial cloth that lay over the Face of Christ after His death.
- There is no facial image on the *Sudarium*, but the blood stains are consistent with the Shroud of Turin (120 points of coincidence) and pollen from ancient Israel was also found in it. The blood type is AB-positive.



38

## *Sudarium* of Oviedo

- The *Sudarium* of Oviedo has continuous recorded history traceable to the year AD 616, while the Shroud's documented history is from 1349.
- **Key:** If the two cloths touched the same face, the Shroud must be at least as old as the *Sudarium* of Oviedo - AD 616 or before.



- **Note:** Face cloth was used from the crucifixion to the tomb and then taken off in the tomb.

39

## The Shroud's Characteristics

- Max Frei, a Swiss criminologist, spent five years of his life studying the pollen spores embedded in the Shroud.
- He identified 58 different pollen grains, 45 of them native to Israel, including 13 that were unique to Jerusalem. Plants unique to Jerusalem bloomed between March and April, pointing to a spring burial.



40

## The Shroud's Characteristics

- Microscopic dirt found on the Shroud identified as travertine aragonite is a type of limestone characteristic of tomb entrances and soil in Jerusalem.
- It was found around the nose, knees, and feet, parts of Jesus' body that would have been in contact with the ground of the tomb.



41

## The Shroud's Characteristics

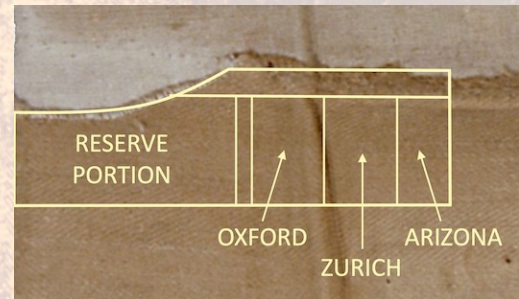
- The Shroud also shows large rectangular abrasion marks below both shoulder blades and above the right shoulder.
- This is consistent with the heavy, rough wooden beam being dragged across the raw, scourged skin as Jesus carried the roughly 125-pound crossbeam to His execution.



42

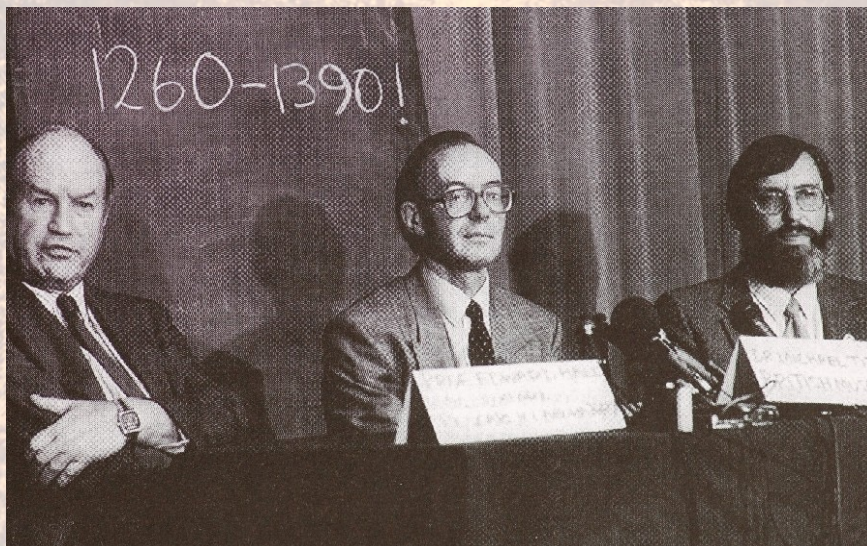
## The 1988 Carbon Study

- In 1988, three independent laboratories (Oxford, Arizona, and Zurich) radiocarbon-dated the Shroud of Turin.
- The usual protocol for carbon dating is to take several samples of the Shroud for accuracy (1978 STURP protocols required seven samples from different parts of the linen cloth).
- However, the 1988 study took only a single sample that was cut from one corner of the Shroud, divided, and tested by each lab, supervised by the British Museum.



43


## The 1988 Carbon Study



44

## The 1988 Carbon Study


- The conclusion of the 1988 study was that the Shroud of Turin is of medieval origin (1260 - 1390 AD) and has been widely criticized.
- First, the sample was taken from the bottom left corner, which is a location heavily handled over the centuries, potentially introducing modern carbon.
- This corner was also known to be chemically anomalous (1978 STURP team revealed that UV light shined on the sample is forest green, while the rest of cloth shows warm colors).



45

## The 1988 Carbon Study

- The raw data finally released in 2017 revealed that each of the three laboratories got different individual dates. They lumped them together and averaged them.
- Analysis of the raw data released in 2017 reveal the 8 cm strip taken from the bottom left corner showed a statistical trend where the sample dates become younger the further they were from the main cloth, indicating a potential contamination gradient or inconsistent sampling.




- Data points varied nearly 200 years over just two centimeters, suggesting a systematic error in the 1988 sampling spot.

46

## The 1988 Carbon Study

- Critics of the study argue that the sample was taken from a 16<sup>th</sup> - century repair area (the “Raes Corner”) which features a different, heterogeneous weave than the main body of the Shroud, potentially skewing toward a younger date.
- Dr. Raymond Rogers (chemist) claimed that the sample had cotton fibers and was dyed, further indications that the sample was a patch added later and not part of the original material.
- Though published in *Nature* as the definitive date, many researchers now consider the 1988 results unreliable due to sampling and methodology flaws.
- The international scholarly consensus says that the results from the 1988 study do not conclude that it is from 1260 - 1390 as they originally published.



47

## Recent Studies

- Recent studies on the Shroud of Turin often point to a first-century origin, challenging the 1988 carbon-14 dating that deemed it medieval.

Study	Explanation
2026 Pre-print Study by Gianni Barcaccia	Analyzed dust particles vacuumed from the Shroud in 1978, revealing pollen, dirt, and DNA on the cloth that originated from the Middle East, with some elements from the Dead Sea region. Significant genetic traces were from India (roughly 38.7%), the Middle East (55.6%), and Europeans accounted for less than 5.6%. It suggests the fine linen was produced in India and had a sojourn in the Middle East.

48

## Recent Studies

- Recent studies on the Shroud of Turin often point to a first-century origin, challenging the 1988 carbon-14 dating that deemed it medieval.

Study	Explanation
2022 Study Using Wide-Angle X-ray Scattering (WAXS)	He found the linen's structural degradation matches fabric from the Siege of Masada (55 -74 AD). He and his colleagues obtained a date of origin between 55 - 74 AD, suggesting the fabric is much older than 13 <sup>th</sup> -14 <sup>th</sup> century by the 1988 study.

49

## Recent Studies

- Recent studies on the Shroud of Turin often point to a first-century origin, challenging the 1988 carbon-14 dating that deemed it medieval.

Study	Explanation
2005 study of Vanillin Test	Dr. Raymond Rogers measured the age of cellulose in ancient fabrics. Vanillin decays with age. The Shroud had no vanillin when tested, while linens from the Middle Ages typically retain around 37% of their vanillin when tested. He established a possible age range between 1,300 and 3,000 years old.

50

## If Fake, the Forger Pulled Off

1

He found a victim with Jewish blood type AB

2

A crucified man using exact Roman methods

3

He encoded a photographic negative

4

He encoded 3D holographic depth data

51

## If Fake, the Forger Pulled Off

5

He burst a piece of linen with UV radiation that lasted less than one-billionth of a second – radiation that would require 34 trillion watts to produce.

6

He applied two chemically different types of blood – living blood and dead blood – in the forensically correct locations.

7

He seeded the cloth with 50 spring-blooming Jerusalem plants.

52

## If Fake, the Forger Pulled Off

8

He embedded Jerusalem limestone dust on the nose, knees, and feet on the Shroud's image

9

He made the image only two microns deep with no substance on the cloth.

10

And he did all this hundreds of years before any of the science needed to understand a single one of these features existed.

53

## Or, Jesus is Risen!

- The Shroud of Turin is a first-century, silent “witness” to the passion, death, and Resurrection of Jesus Christ.
- The Shroud is a mirror of the Gospel, an icon of the outpouring of Christ’s love and a “selfie” of His defeat over sin, darkness, and death.



54

## Jesus is Risen

- Jesus' Resurrection has significant implications for believers.
  - **Son of God:** The Resurrection proves that Jesus is the Son of God, validating His claims and Old Testament prophecies.
  - **Victory over sin and death:** Jesus' Resurrection shows that death is not final, offering believers freedom from the power of sin and fear of death.



55

## Jesus is Risen

- **Forgiveness and Justification:** Jesus' Resurrection offers us justification or being made right with God.
- **Future resurrection:** Those who die with Christ will rise with Christ, which will include their bodies.
- **New life today:** Believers receive "new life" now, empowered by the Holy Spirit, allowing them to live differently.
- **Hope and assurance:** Jesus' Resurrection validates that our faith is not in vain, providing a firm hope for life beyond death.



56

## Resurrection Quotes

- "The resurrection of Jesus means the worst thing is never the last thing."  
– *Frederick Buechner*
- "Our salvation consists of both a bloody cross and an empty tomb."  
– *Gavin Ortlund*
- "The very first Easter taught us this: that life never ends and love never dies."  
– *Anonymous*

