

**Saint Mary's Immaculate Conception Parish
Financial Status for Fiscal Year 2021-2022
Income and Expense**

Income Sources

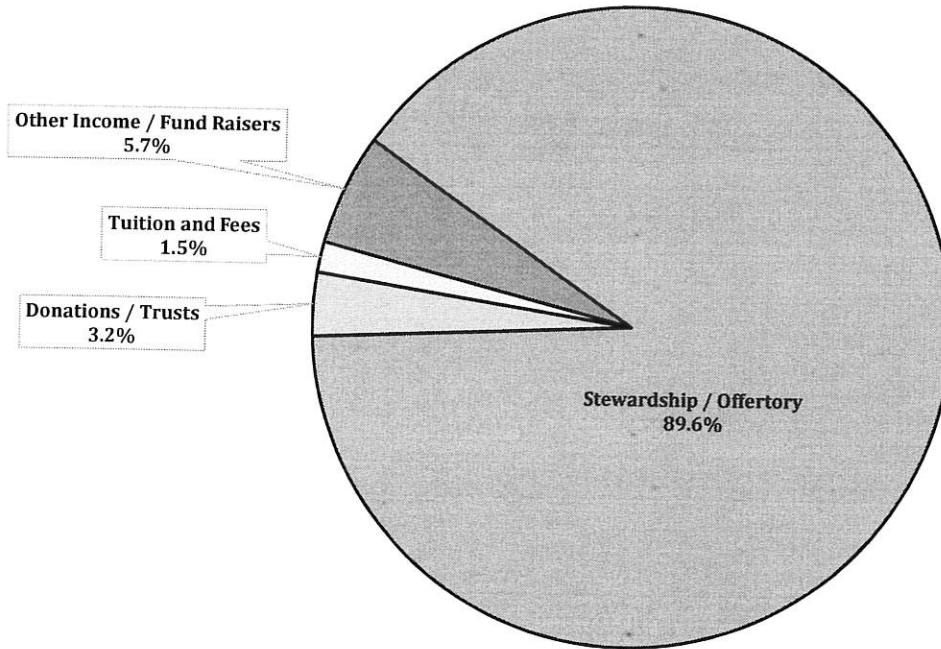
Stewardship / Offertory	587,697	89.6%
Donations / Trusts	21,007	3.2%
Tuition and Fees	10,036	1.5%
Other Program Fees	-	
Other Income / Fund Raisers	37,099	5.7%
	<u>\$ 655,839</u>	<u>100.0%</u>

Parish Expenses

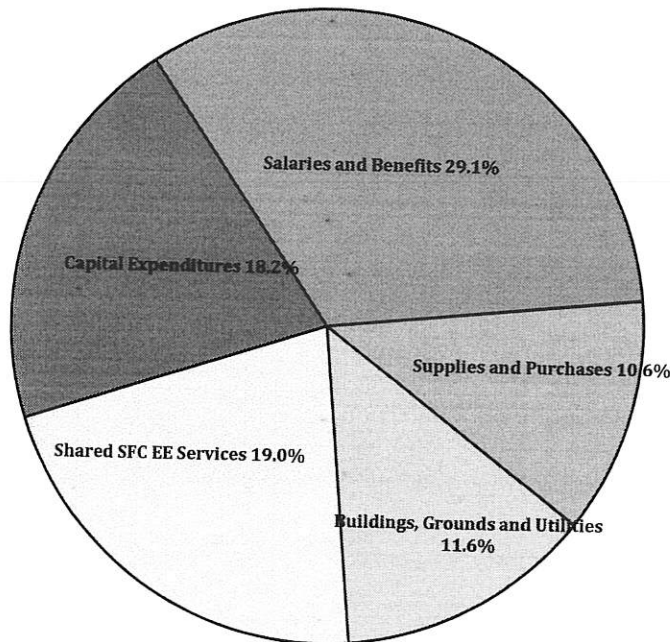
Salaries and Benefits	191,821	29.1%
Supplies and Purchases	69,914	10.6%
Buildings, Grounds and Utilities	76,687	11.6%
Shared SFC EE Services	124,953	19.0%
Capital Expenditures	119,799	18.2%
Other Expenditures	75,252	11.4%
	<u>\$ 658,426</u>	<u>100.0%</u>

Net Revenue (Expense)
<u>\$ (2,587)</u>

Parish Income Sources



Parish Expenses



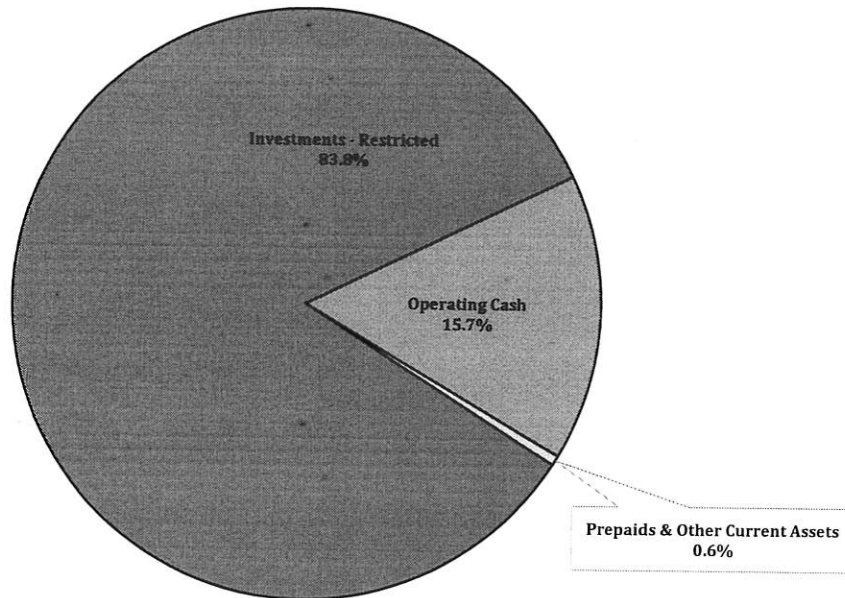
**Saint Mary's Immaculate Conception Parish
Financial Status for Fiscal Year 2021-2022
Balance Sheet as of June 30, 2022**

Assets		
Operating Cash	243,868	13.8%
Prepays & Other Current Assets	8,612	0.5%
Investments - Short Term	-	
Investments - Restricted	1,302,544	73.8%
Cementary Assets	209,661	11.9%
	<hr/>	
	\$ 1,764,685	100.0%

Liabilities		
Accrued Liabilities	34,430	2.0%
Accrued Payroll	-	
Prepaid Tuition & Fees	3,990	0.2%
Endowment Fund	238,969	13.5%
Cementary	209,661	11.9%
Other Restricted Funds	1,063,575	60.3%
Parish Designated Funds	22,933	1.3%
Unrestricted General Fund	191,128	10.8%
	<hr/>	
	\$ 1,764,685	100.0%

LOA Funds (as of September 30)		
Amount Pledged - Parish Share	985,614	100.0%
Funds Received	179,928	18.3%
Funds Spent	-	0.0%

Parish Assets



Parish Liabilities

