



ALL THINGS NEW

STEADFAST IN FAITH • FORWARD IN HOPE

PARISH WORKBOOK
ST. ROSE PHILIPPINE DUCHESNE - FLORISSANT

ABOUT YOUR PARISH WORKBOOK

- This parish workbook is designed to equip pastors and key parish leaders with data about the Archdiocese of St. Louis, your local planning area, and your parish.
- The data contained in this parish workbook has been gathered over the past twenty years from your parish and other parishes across the Archdiocese.
- This parish workbook should be used as an internal planning tool to help shape your reflections on the current strengths and opportunities for future growth of ministry and evangelization in the future.
- To help ensure accuracy of information, parishes are requested to limit the distribution of the information contained in this parish workbook to the pastor, parish staff, key parish leaders, and key advisory bodies. Information summarizing this data will be made available in the fall 2022 for parishioners across the Archdiocese.



ALL THINGS NEW PRAYER

Heavenly Father, you sent your Son Jesus as the first Evangelizer of the Good News.

Send forth the power of the Holy Spirit upon the Church of St. Louis and grant us the gift of true discernment so we may do your will in all things.

Help us be totally free to follow wherever you lead us, totally generous to be good stewards of your many gifts, and totally passionate to suffer all in order to be more closely united to you.

Commissioned by your Son and empowered by the Spirit to “Go and Make Disciples of all Nations,” strengthen us by the power of your grace as we bring the Good News of Salvation into the lives of all those we touch, so that individual hearts and all of society may be converted to you and all things might be made new.

Inspired by the apostolic zeal of previous generations, as we begin the process of planning for the future, may our only desire be to do all things for the greater glory and honor of your name and for the good of your people in the Archdiocese of St. Louis.

Through Christ our Lord.
Amen.



GUIDING TEXTS REV. 21:3-5

I heard a loud voice from the throne saying, “Behold, God’s dwelling is with the human race. He will dwell with them and they will be his people and God himself will always be with them.

He will wipe every tear from their eyes, and there shall be no more death or mourning, wailing or pain, the old order has passed away.”

The one who sat on the throne said, “Behold, I make all things new.” Then he said, “Write these words down, for they are trustworthy and true.”





GUIDING TEXTS EVANGELII NUNTIANDI (#18)

For the Church, evangelizing means bringing the Good News into all the strata of humanity, and through its influence transforming humanity from within and making it new: "Now I am making the whole of creation new."

But there is no new humanity if there are not first of all new persons renewed by Baptism and by lives lived according to the Gospel.





GUIDING TEXTS JOY OF THE GOSPEL (#27)

I dream of a “missionary option”, that is, a missionary impulse capable of transforming everything, so that the Church’s customs, ways of doing things, times and schedules, language and structures can be suitably channeled for the evangelization of today’s world rather than for her self-preservation.



STRATEGIC PASTORAL PLANNING INITIATIVE OUTCOME

Develop a plan that will make all things new enabling a vibrant Catholic presence in every square mile of the Archdiocese of St. Louis for the next century

A Renewed Church

Gospel renewal in our parishes, schools, and other ministry efforts

A Renewed Mission

Enhance our evangelization efforts to those on the margins of society

A Vibrant Future

Secure a vibrant future for the Church of St. Louis



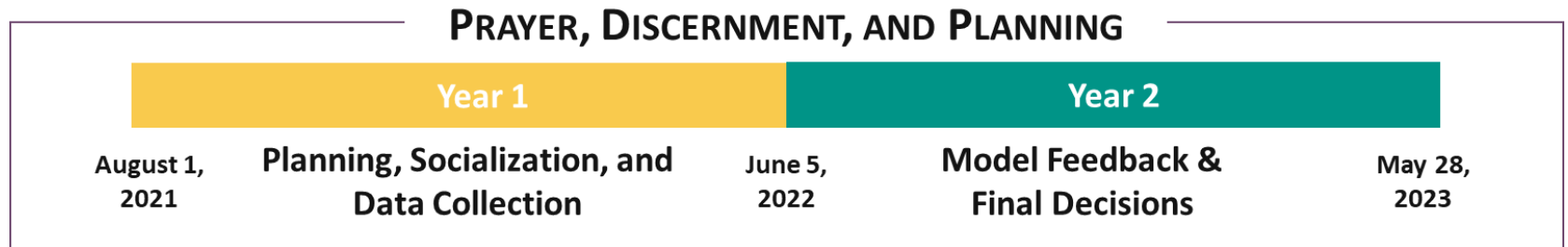
STRATEGIC PASTORAL PLANNING INITIATIVE

GOALS

1. **Unceasing Prayer.** Engage all individual Catholics to reflect upon the need for Jesus Christ in their daily lives and call upon the Holy Spirit to guide our actions to fully share the love of the Lord in every encounter.
2. **Unifying Vision.** Articulate and implement a vision for evangelization that empowers and expects every baptized Catholic to spread the Gospel message and ensures a Catholic presence in every square mile of the Archdiocese of St. Louis through missionary outreach, parish and school footprint, and dynamic leadership.
3. **Intentional Stewardship.** Define and develop a plan that will appropriately reallocate resources throughout the Archdiocese of St. Louis that will be supported by structures at the diocesan, parish, school, and agency levels to ensure long-term viability and vibrancy of the Catholic presence.



ALL THINGS NEW TIMELINE





ALL THINGS NEW

STEADFAST IN FAITH • FORWARD IN HOPE

OUR DIOCESE
ARCHDIOCESE OF ST. LOUIS

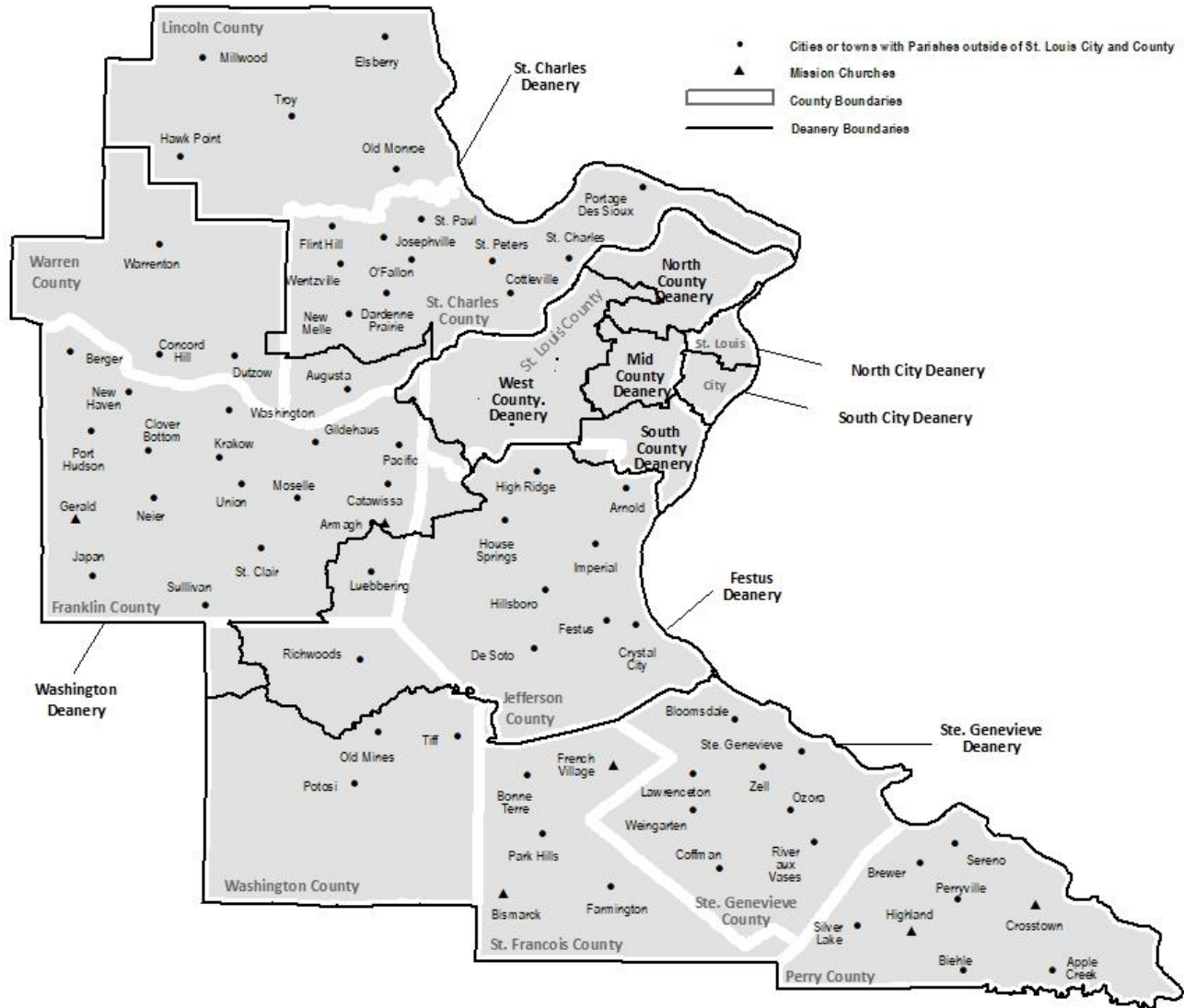


ABOUT OUR DIOCESE

- The Archdiocese of St. Louis is 178 parishes encompassing the City of St. Louis and 10 surrounding counties – a large and diverse territory: urban, suburban and rural.
- Our local church has been declining for several decades as older Catholics die and there are insufficient number of young Catholics to take their place.
- This is best exemplified by the significant decline in the number of births and baptisms in our diocese.
- As our Catholic population has moved from the city to the near suburbs and from the near suburbs to the farther out suburbs, this has resulted in too few priests in large parishes and too many priests in small parishes.
- Our diocesan priests are aging and the number of priests to serve our Catholic population is declining.
- Over the past decade, Mass attendance has been on a steady decline. The long-term implications of COVID are unknown, but the rebound in Mass attendance from 2020 to 2022 still leaves us 19% below pre-COVID levels.

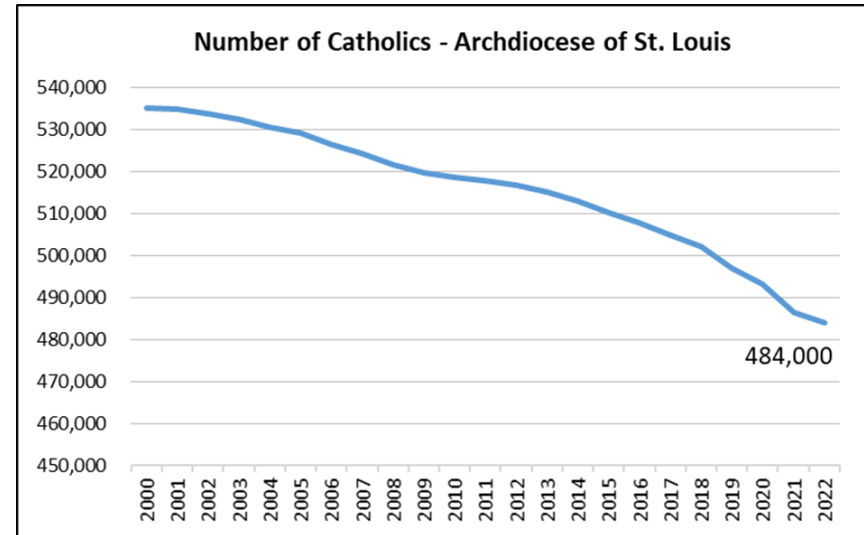


OUR TERRITORY FOR EVANGELIZATION



OUR CATHOLIC POPULATION CONTINUES TO DECLINE

- In 2021, the number of Catholics in the Archdiocese of St. Louis dipped below 500,000 for first time since the 1960s.
- We have more baptisms than funerals and we have nearly 1,000 enter the church each year. Our numbers should be growing by 2,000 per year.
- As many as 5,000 Catholics are “leaving” the Church – OR – not re-engaging in the Church after high school or college.



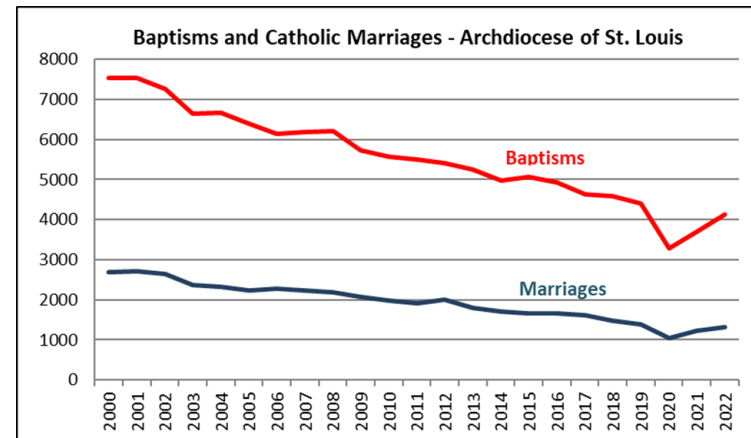
OUR CATHOLIC POPULATION IS AGING RESULTING IN FEWER YOUNG PEOPLE

The Landscape in the United States

- In the last decade, the percentage of the adult population claiming no religious affiliation (the “nones”) grew from 17% to 26%.
- In the last decade, the percentage of the millennial population claiming no religious affiliation grew from 27% to 40%.

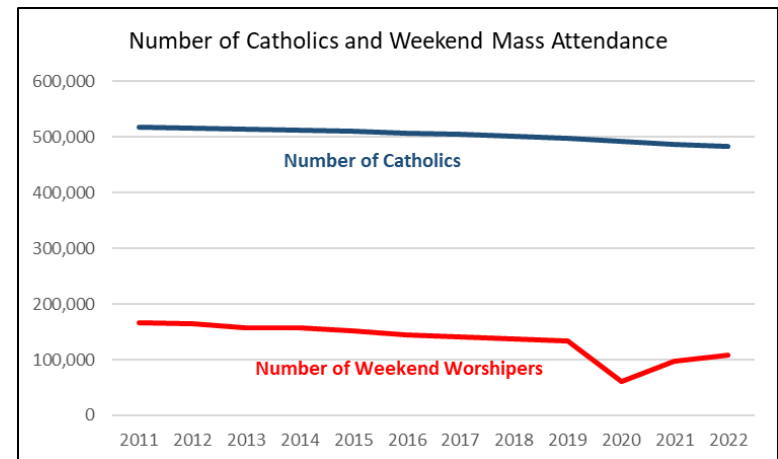
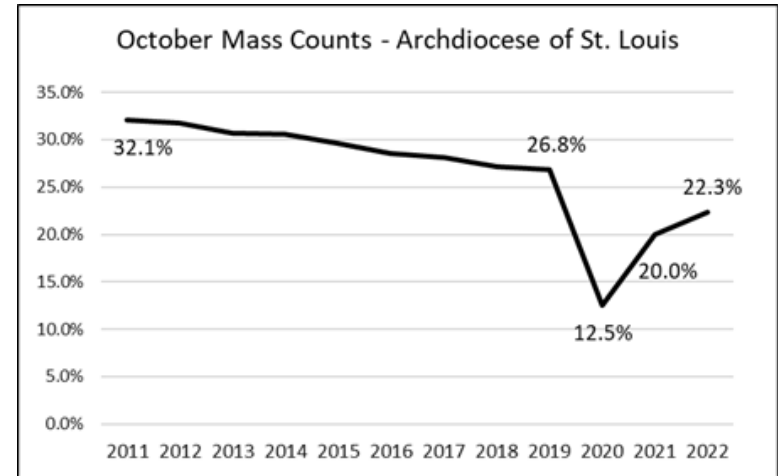
The Landscape in the Archdiocese of St. Louis

Our baptism and marriage trends reflect the national landscape, as they are half of what they were 20 years ago.



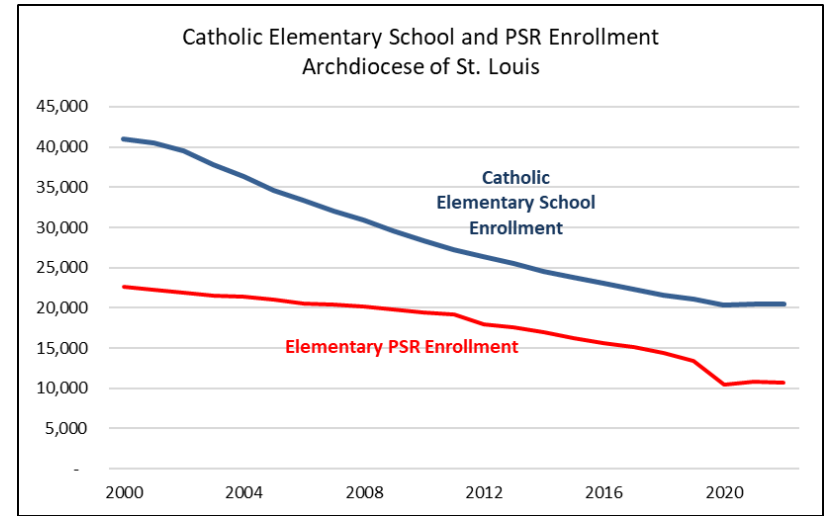
WEEKLY SUNDAY MASS ATTENDANCE CONTINUES TO DECLINE

- Prior to the COVID-19 pandemic, Mass attendance was declining between 0.5% to 1% per year.
- Mass attendance hit a record low in October 2020 which is attributed to the COVID-19 pandemic.
- Though Mass attendance has rebounded the last two years, October 2022 Mass attendance is still 19% lower than Mass attendance in October 2019.
- In 2019, only 35% of our pews were occupied during the typical weekend Mass. By 2022, only 27% of our pews were occupied during the typical weekend Mass.



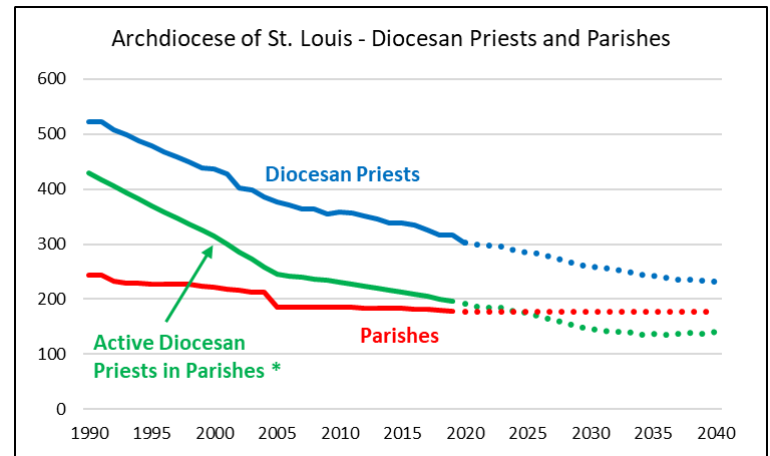
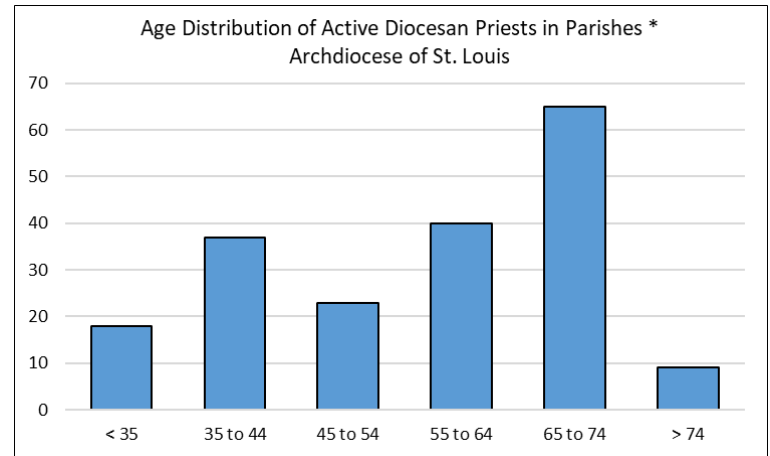
FEWER BAPTISMS HAVE RESULTED IN FEWER CHILDREN IN CATHOLIC SCHOOLS AND PSR

- Though we educate a higher percentage of children in our Catholic schools than nearly any other diocese (38%), enrollment has continued to decline.
 - Enrollment the last two years, though, has increased slightly.
- During the last decade, PSR enrollment has declined faster than day school enrollment.
- Our current model of Catholic elementary schools cannot continue.
 - Only 40-50% of our elementary school children live in the boundaries of their parish school.
 - The cost to educate our students continues to outpace tuition increases.
 - Parish investment in our schools continues to absorb an increasing percentage of parish funds available to support other parish ministries.



OUR PRIESTS ARE AGING

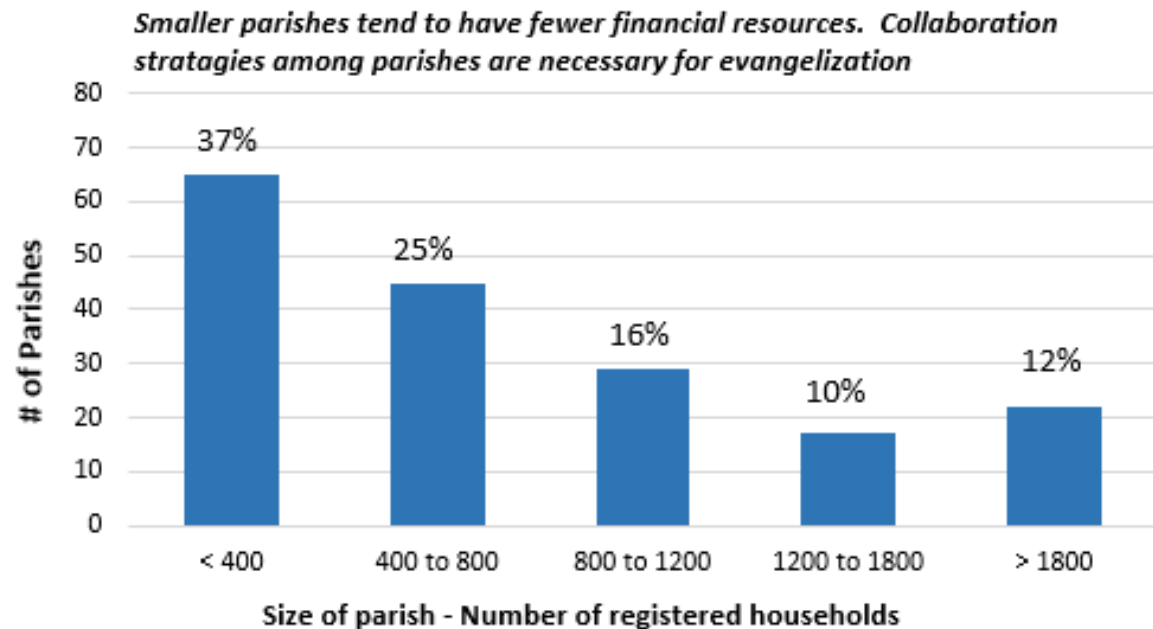
- 35% of our diocesan priests (74 priests) serving in parishes are 65 years of age or older.
- These 74 priests could retire in the next 10 years.
- Though priests' retirement age is 75, the average of retirement for our diocesan priests has been 71.
- By 2026, we will have fewer diocesan priests to serve in parishes than the number of parishes we have.
- Our largest parishes will still need to be served by 2-3 priests.



* Excluding retired priests resident in parishes



OUR FINITE RESOURCES NEED TO BE REALIGNED TO ENABLE VIBRANT MINISTRY



Number of Priests *	49	46	38	27	50
Ratio of Parishioners to Priests	619	1,416	1,996	2,704	3,411

* Includes diocesan and religious order priests



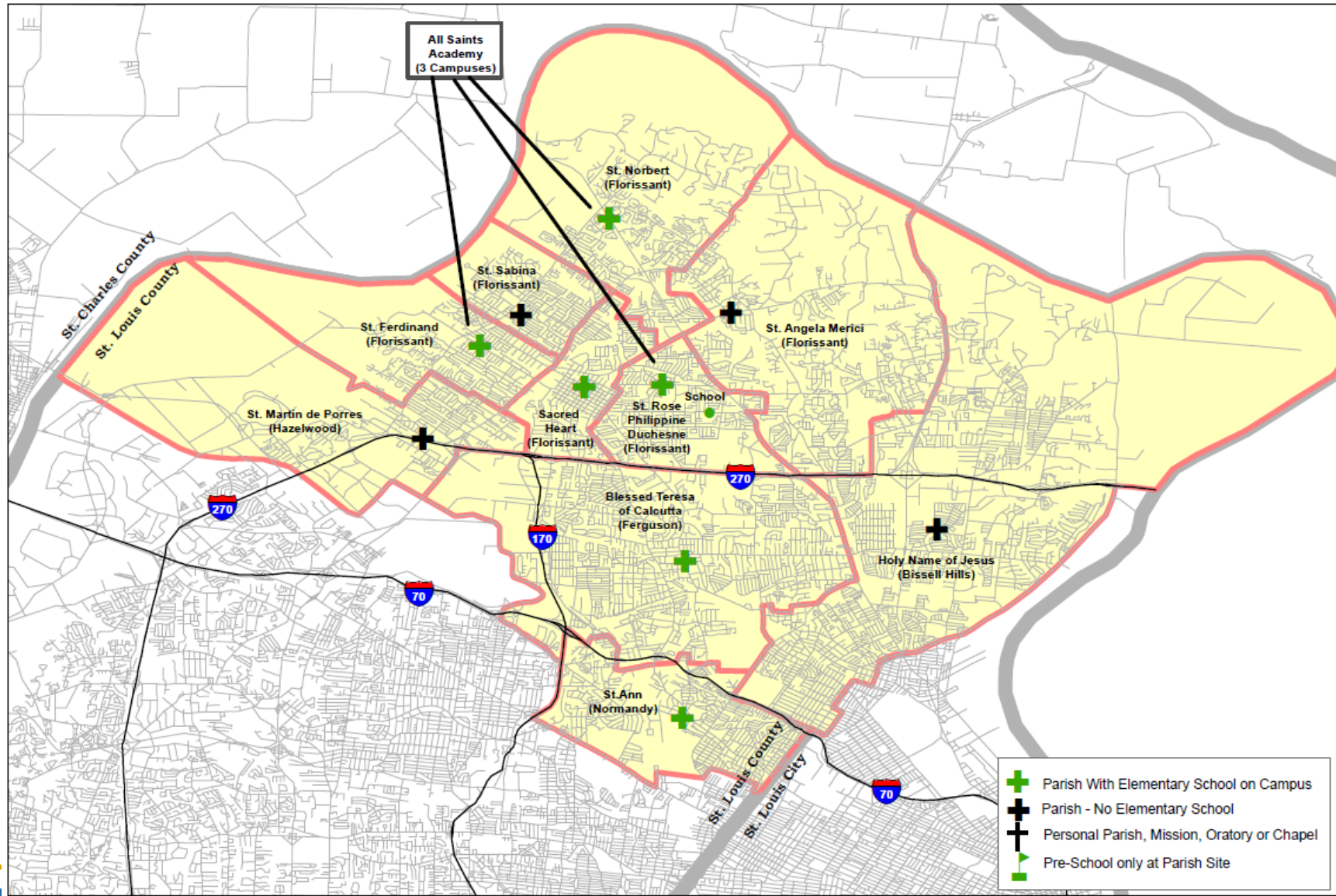


ALL THINGS NEW

STEADFAST IN FAITH • FORWARD IN HOPE

OUR PLANNING AREA
PLANNING AREA #1

OUR TERRITORY FOR EVANGELIZATION



ABOUT OUR PLANNING AREA

- The planning area is in the northern portion of St. Louis County. The geography of this area is defined by three Interstates (270, 170 and 70), the Mississippi and the Missouri Rivers and the St. Louis City border.
- Located in the North County deanery. There are 10 territorial parishes and 4 elementary schools (6 school campuses) in this planning area. Currently there are 11 diocesan priests assigned to this group.
- Groups of parishes and church buildings are a short distance from each other with the 7 northernmost parishes all within a 15 minute drive of each other.



OUR PLANNING AREA IS EXPERIENCING A CONTINUED SIGNIFICANT DEMOGRAPHIC CHANGE OF THE POPULATION

- Total population in the planning area in the 2020 census was down 6% from 2010.
- Once a very Catholic area in the decades after World War II, now only 9% of the population is registered Catholic, which is lower than the diocesan average of 18%.
- Significant shift in the racial composition of the planning area:
 - The percentage of the white population decreased from 69% in 1990 to 24% in 2020
 - The percentage of the black population increased from 29% in 1990 to 69% in 2020
- Median household income in the area is \$49,153, which is lower than the archdiocesan average of \$60,700.



OUR PLANNING AREA DEMOGRAPHIC TRENDS

(U.S. Census Data)	1990	2000	2010	2020
Population	294,181	287,795	272,960	257,184
<i>Percent Change</i>		-2%	-5%	-6%
Households	110,132	110,934	106,902	103,716
<i>Percent Change</i>		1%	-4%	-3%
Population				
White	204,357	141,848	94,254	61,274
<i>Percent of Total</i>	69%	49%	35%	24%
Black	86,708	138,042	169,115	177,967
<i>Percent of Total</i>	29%	48%	62%	69%
Other/Multi-Race	3,116	7,904	9,591	17,943
<i>Percent of Total</i>	1%	3%	4%	7%
Hispanic (not a race)	2,591	3,212	4,120	5,973
<i>Percent of Total</i>	1%	1%	2%	2%
% of Population Age 55+	22%	21%	24%	28%

2020 Data	
<i>% of Households - Renters</i>	41%
<i>% of Households - Single Person Living Alone</i>	32%

Median Household Income	
Planning Area	\$ 49,153
Archdiocese	\$ 60,700

2021 Data	
<i>% of Population Registered Catholic</i>	
Planning Area	9%
Archdiocese	18%
No. of Catholic School Children in Planning Area	1,458

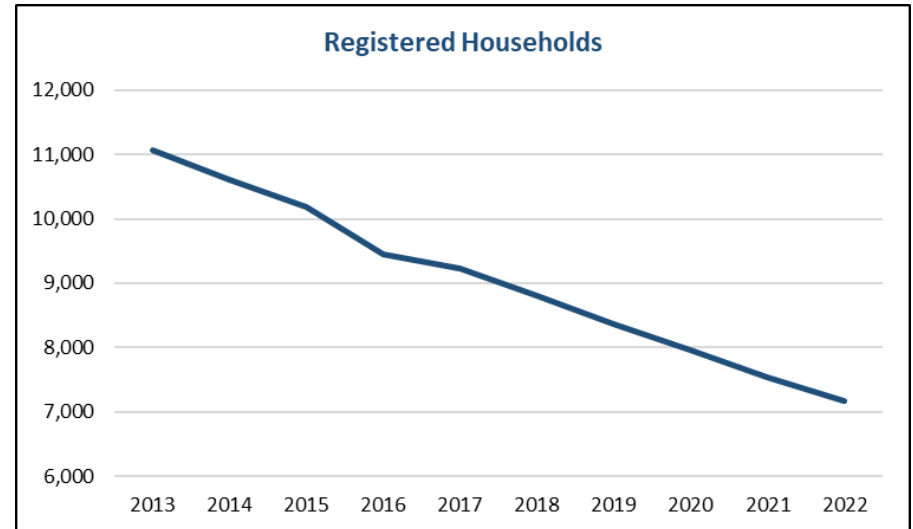
2017-2021 (Five-Year Average)	
<i>% 8th Grade Students to Catholic High Schools</i>	60%



OUR PLANNING AREA SACRAMENTAL TRENDS

REGISTERED HOUSEHOLDS

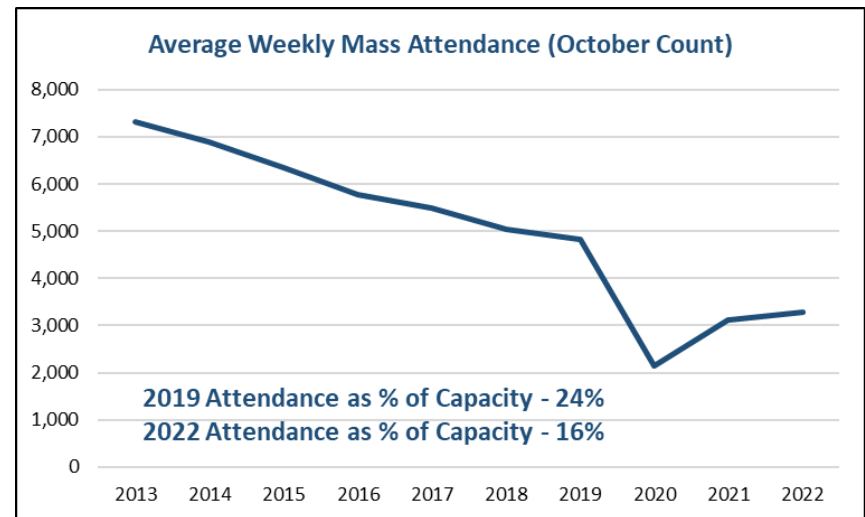
- Registered households in the planning area declined by 35% during the past decade, compared to a decline of 7% for the diocese.
- The decline in registered households was the largest of any planning area.



OUR PLANNING AREA SACRAMENTAL TRENDS

MASS ATTENDANCE

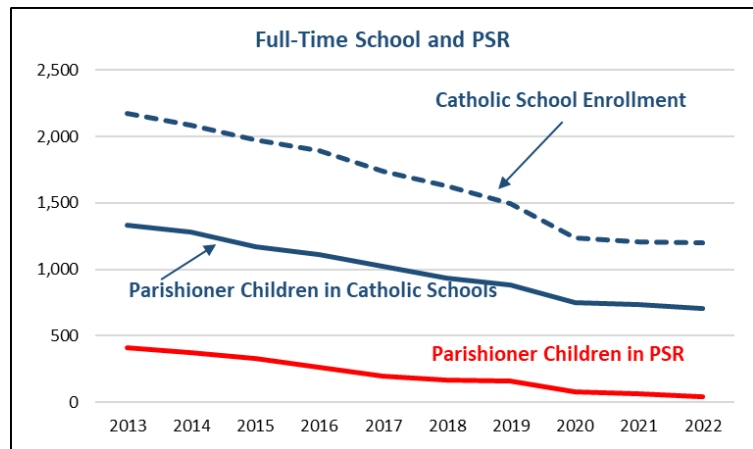
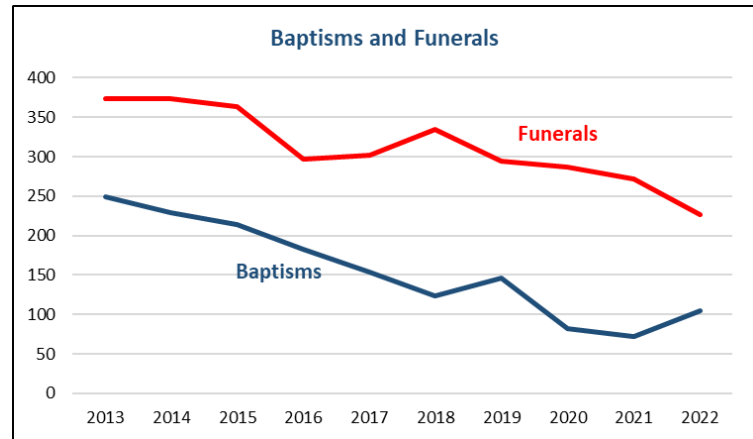
- Mass attendance declined 55% during the decade, much greater than the 33% decline for the entire diocese.
- This decline in mass attendance was the largest in any planning area.
- Mass attendance as percent of capacity was below the Archdiocesan average of 35% in 2019 and 27% in 2022.



OUR PLANNING AREA SACRAMENTAL TRENDS

BAPTISMS, FUNERALS, & K-8 FORMATION

- There is an aging Catholic population with funerals well in excess of baptisms.
- In 2022, there were about 100 baptisms in all the parishes of the planning area.
- There was a large decline in Catholic school enrollment even though Catholic schools enroll many non-Catholic children.
- This planning area during the past decade had the largest decline in Catholic school enrollment and PSR enrollment of any planning area.
- As Catholic families in North County generally do not choose public education, there are few children in PSR.



OUR PLANNING AREA MINISTRY TRENDS

	Registered Parishioner Households		Number of Catholics	Weekend Mass Attendance		Church Capacity	Baptisms	Funerals	(K-8) Parishioner Children in:	
	2012	2022		2019	2022		Five Year Average 2018-2022	Catholic Schools (Include Privates) *	Traditional PSR *	
			2022-23							2022-23
Blessed Teresa of Calcutta (Ferguson)	1,115	595	1,360	382	258	425	14	34	87	0
Holy Name of Jesus (Bissell Hills)	790	461	930	289	169	460	1	27	6	0
Sacred Heart (Florissant)	1,653	1,395	3,760	876	708	500	38	57	294	10
St. Angela Merici (Florissant)	945	580	1,390	n/a **	n/a **	500	3	25	15	0
St. Ann (Normandy)	420	343	785	277	205	600	7	17	49	0
St. Ferdinand (Florissant)	1,683	1,082	2,740	605	407	700	16	42	112	6
St. Martin de Porres (Hazelwood)	893	630	1,520	507	281	500	7	19	9	5
St. Norbert (Florissant)	1,095	706	2,016	522	351	800	11	19	63	0
St. Rose Philippine Duchesne (Florissant)	1,260	759	1,966	474	280	500	4	30	57	7
St. Sabina (Florissant)	1,121	616	1,610	495	270	500	4	12	11	17
TOTAL	10,975	7,167	18,077	4,426	2,929		106	283	703	45

* This does not represent enrollment in the parish school or PSR; rather it is the number of parishioner children in any Catholic school or any PSR.

** St. Angela Merici parish does not participate in the October Mass Counts



OUR PLANNING AREA CATHOLIC SCHOOL ENROLLMENT IS DECLINING

- The six elementary school campuses in this planning area have 1,202 children enrolled in Catholic elementary, down 31% from 5 years ago. Five school campuses have under 200 students.
- Most schools draw heavily from outside of their parish, primarily non-Catholic students (3 of the 6 draw 50% or more from non-parishioners).
- The number of students going to Catholic elementary schools from the parishes in planning area is 703.
- There are 45 students enrolled in PSR in 2022, down 77% from 5 years earlier.



OUR PLANNING AREA

CATHOLIC SCHOOL TRENDS

	2022-23	2022-23	2022-23 vs 2017-18	2022-23	2021-22 *
	Enrollment (K-8)	Enrollment (Pre-K) PK 3-4 & PK 4-5	5 Year Percent Change in (K-8) Enrollment	% K-8 Students Registered in Parish	% K-8 Students Living in Parish Boundaries
Blessed Teresa of Calcutta (Ferguson)	153	20	(24%)	53%	68%
Sacred Heart (Florissant)	342	76	(11%)	77%	32%
St. Ann (Normandy)	180	32	8%	26%	48%
All Saints Academy - St. Ferdinand (Florissant)	168	16	(25%)	61%	39%
All Saints Academy - St. Norbert (Florissant)	182	19	(17%)	30%	41%
All Saints Academy - St. Rose P. D. (Florissant)	177	14	(30%)	29%	36%
TOTAL (% Change includes schools that closed)	1,202	177	(31%)	n/a	n/a

* Scatter maps of students were only done in 2021-22





ALL THINGS NEW

STEADFAST IN FAITH • FORWARD IN HOPE

OUR PARISH
ST. ROSE PHILIPPINE DUCHESNE - FLORISSANT

ABOUT OUR PARISH

- St. Rose Philippine Duchesne was formed in 2005 as part of the Northeast Deanery restructuring. Three parishes (St. Dismas, St. Thomas the Apostle, & Our Lady of Fatima) came together in the restructuring, with the combined parish church on the former St. Dismas campus and the combined parish school on the former St. Thomas campus.
- St. Rose Philippine Duchesne joined with St. Norbert and St. Ferdinand in 2018 to form All Saints Academy with 177 students in the campus of All Saints Academy at the parish.
- This is a parish of 760 households. The parish church is was dedicated in 1974 and seats 500.



ABOUT OUR PARISH

- The changing demographics of St. Rose Philippine Duchesne parish has caused a significant decline in the number of parishioners.
- Mass attendance has declined along with the decline in parishioners. The parish is aging as baptisms and children in Catholic schools are declining and few children are in PSR.
- Despite reducing investment in the parish school, parish reserves have declined to near zero. All Saints Academy does require a significant investment from the Archdiocese.



OUR PARISH AREA HAS MAINTAINED STABLE POPULATION AS THE PERCENT AFRICAN-AMERICAN CONTINUES TO INCREASE

- Population has remained stable over the past two decades.
- Diversity in the population continues as the percent white has declined from 91% to 35% in just 30 years.
- Median household income is \$51,700 which is below the archdiocesan average of \$60,700.
- Only 13% of the resident population is Catholic which is below the archdiocesan average of 18%.



OUR PARISH

DEMOGRAPHIC TRENDS

(U.S. Census Data)	<u>1990</u>	<u>2000</u>	<u>2010</u>	<u>2020</u>
Population	20,688	19,882	19,474	19,676
<i>Percent Change</i>		-4%	-2%	1%
Households	8,205	8,291	8,138	8,106
<i>Percent Change</i>		1%	-2%	0%
Population				
White	18,903	14,996	10,652	6,938
<i>Percent of Total</i>	91%	75%	55%	35%
Black	1,534	4,290	8,140	11,392
<i>Percent of Total</i>	7%	22%	42%	58%
Other/Multi-Race	251	597	682	1,347
<i>Percent of Total</i>	1%	3%	4%	7%
Hispanic (not a race)	191	291	356	467
<i>Percent of Total</i>	1%	1%	2%	2%
% of Population Age 55+	31%	28%	28%	26%

2020 Data

% of Households - Renters 40%

% of Households - Single Person Living Alone 38%

Median Household Income

Parish Area \$ 51,708

Archdiocese \$ 60,700

2021 Data

% of Population Registered Catholic

Parish Area 13%

Archdiocese 18%

No. of Catholic School Children in Parish Area 173

2017-2021 (Five-Year Average)

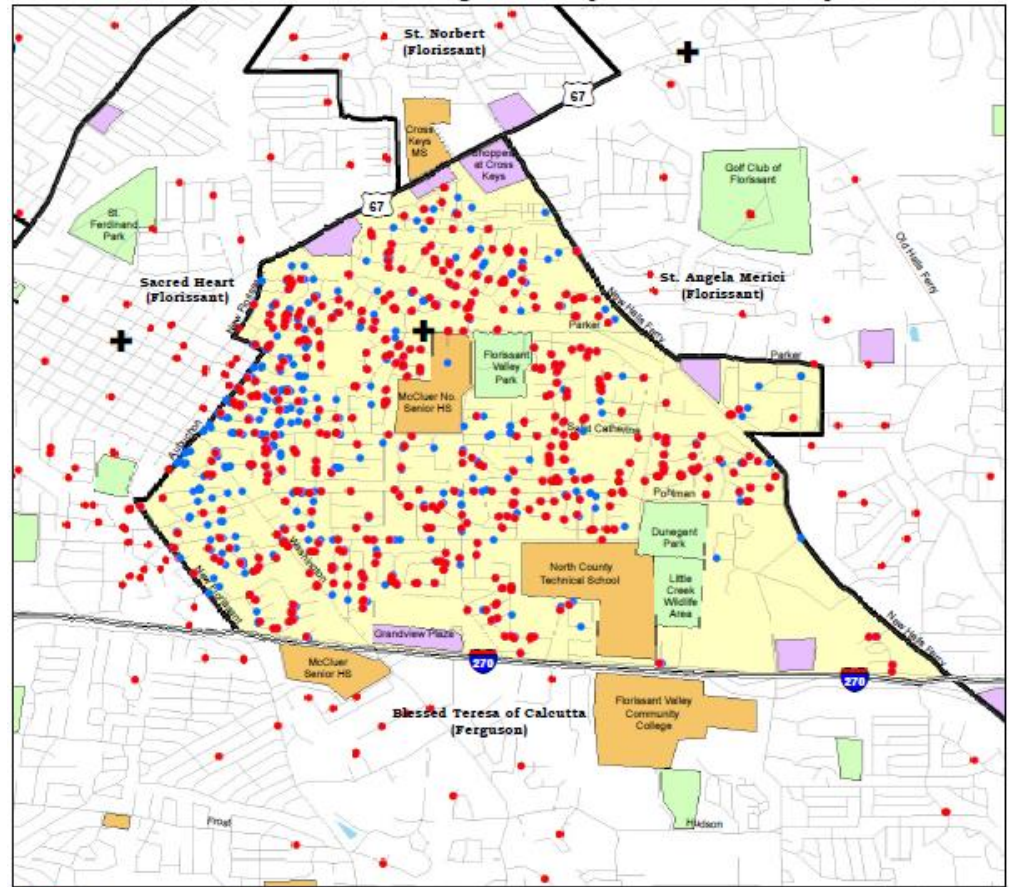
% 8th Grade Students to Catholic High Schools 55%



WHERE OUR PARISHIONERS & CATHOLICS LIVE

- Red dots are parishioner households; blue dots are Catholic households that are registered at a different parish.
- There are many more Catholic households in the boundaries (834) than there are parishioner households (739).
- This means that more Catholic households leave the boundaries to affiliate elsewhere than come into the parish from outside the boundaries.
- 22% of the Catholic households (180) in St. Rose territory are members of Sacred Heart parish. These are the “blue dots” along the western border of the parish area.

67 Percent of parishioner households live within the parish boundaries
 59 Percent of Catholic households living within the parish boundaries are parishioners



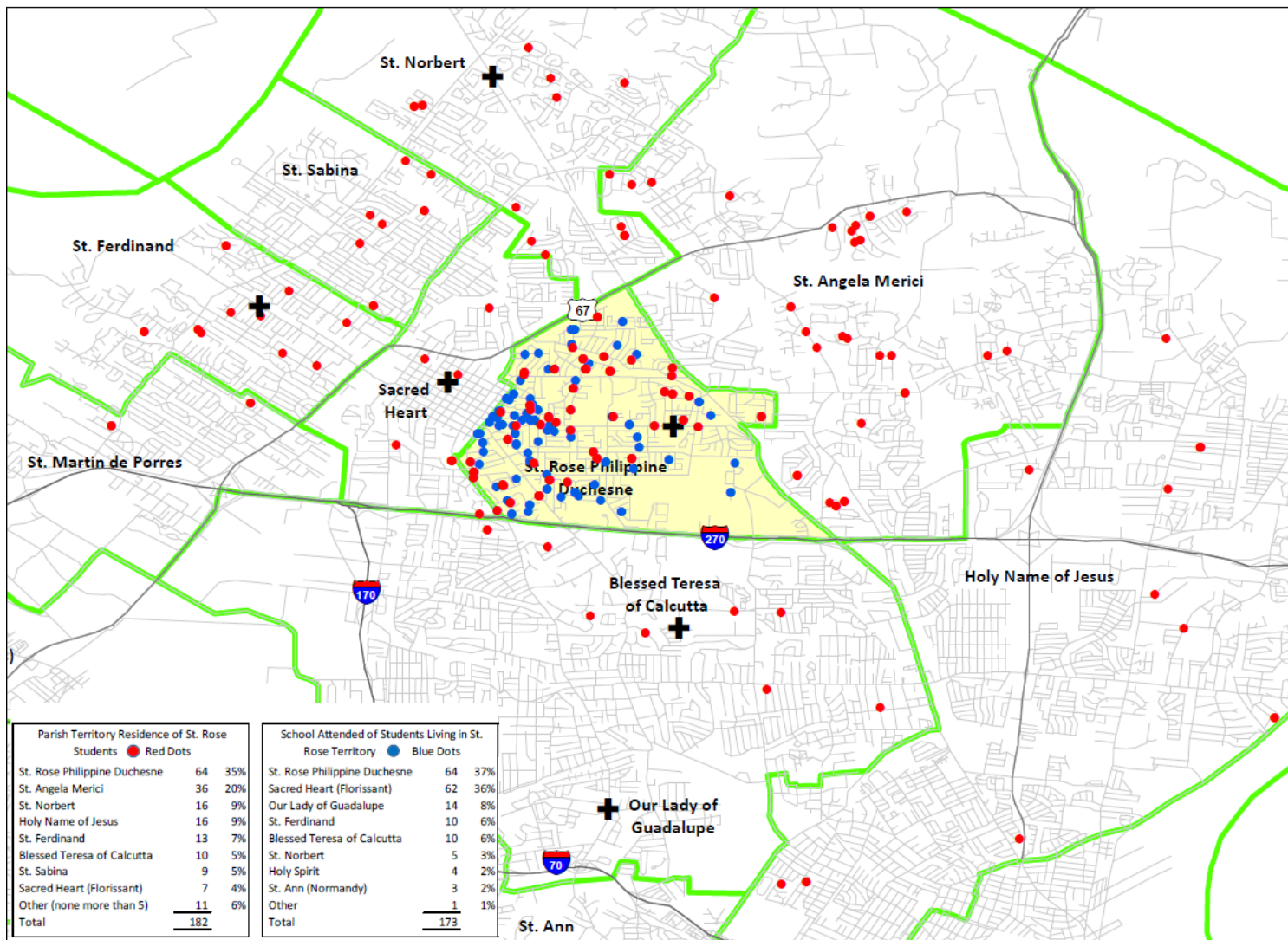
•	Parishioner Households		
•	Catholic households living in parish boundaries that are members of another parish		
Residence of Parishioners		Parish membership of households in parish boundaries	
St. Rose Philippine Duchesne	495 67%	St. Rose Philippine Duchesne	495 59%
Sacred Heart	63	Sacred Heart	180
St. Angela Merici	56	St. Norbert	21
Blessed Teresa of Calcutta	31	St. Sabina	17
Other	94	Other	121
Total	739	Total	834



WHERE CATHOLIC SCHOOL STUDENTS LIVE

All Saints Academy - St. Rose Philippine Duchesne (Florissant) - Residence of Students (K-8)
2021-22

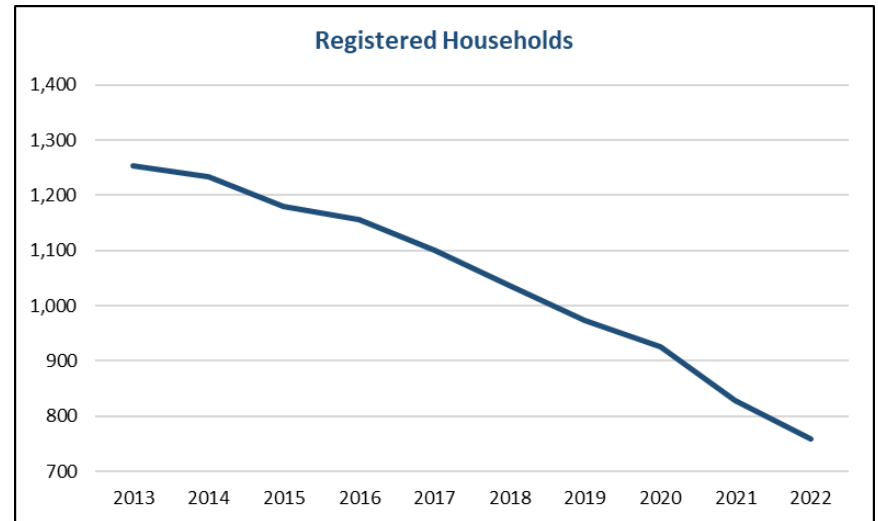
- St. Rose school campus draws students from all over north county.
- Within St. Rose territory, there are nearly as many Catholic school students attending Sacred Heart school (62) as there are students attending St. Rose school (64).



OUR PARISH SACRAMENTAL TRENDS

REGISTERED HOUSEHOLDS

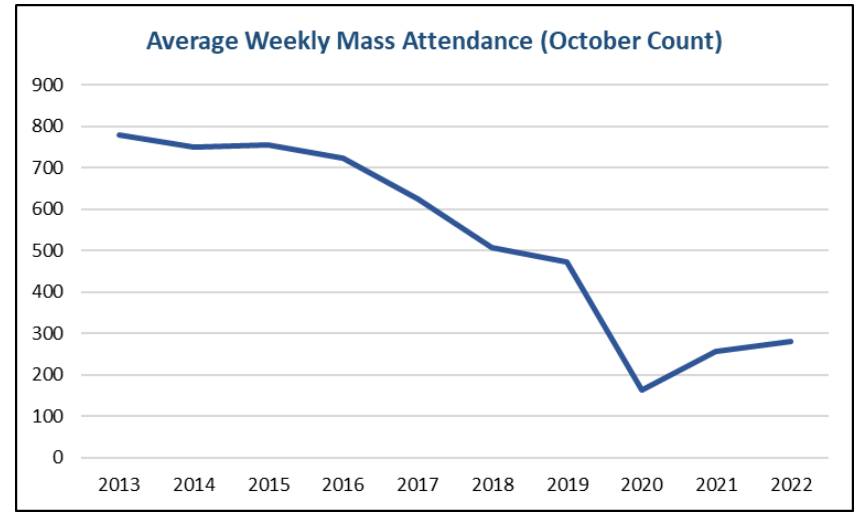
- Parish membership has been on a consistent steep decline since the parish was founded in 2005.



OUR PARISH SACRAMENTAL TRENDS

MASS ATTENDANCE

- Pre-COVID Mass attendance was on a continual decline.
- Mass attendance as percent of capacity is below the archdiocesan average of 35% in 2019 and 27% in 2022.
- Pre-COVID Mass attendance as percent of registered parishioners was 20-25%, lower than the archdiocesan average of 27-29%.



Church Capacity - 500

Weekend Masses (2022) - 3

2019 Attendance as % of Capacity - 24%

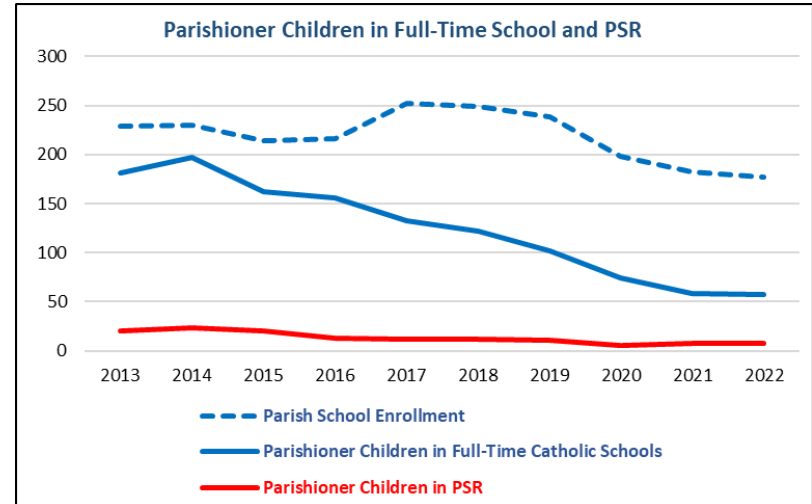
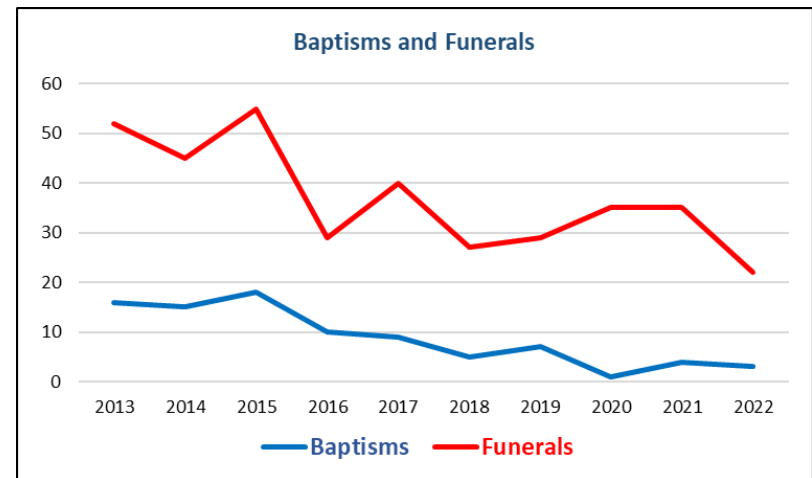
2022 Attendance as % of Capacity - 19%



OUR PARISH SACRAMENTAL TRENDS

BAPTISMS, FUNERALS, & K-8 RELIGIOUS FORMATION

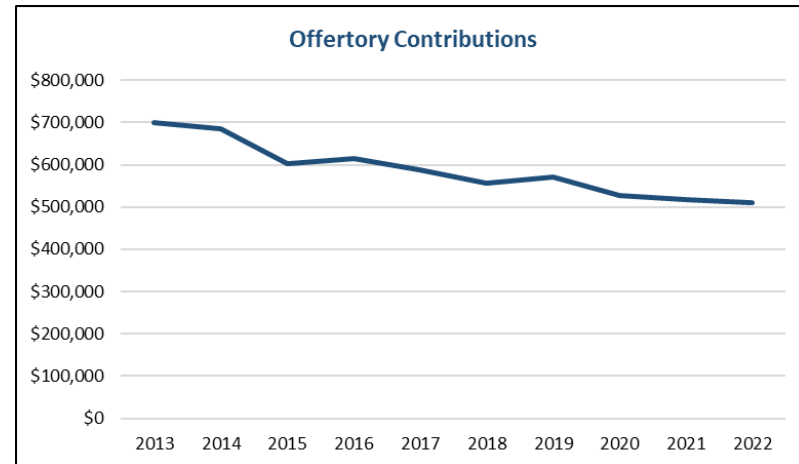
- The parish is aging as there are declining baptisms, declining children in day school and few children in PSR.
- Enrollment in the parish school has only been sustained through enrolling non-Catholic students
- 57% of day school graduates attend a Catholic high school



OUR PARISH FINANCIAL TRENDS

OFFERTORY CONTRIBUTIONS

- Offertory has been on a steady decline through the decade, consistent with the decline in parishioner households.



OUR PARISH FINANCIAL TRENDS

PARISH FINANCIAL CONDITION

- Parish total expenses have been slightly higher than revenue, causing reserves to decline.
- Revenue and expense declined significantly when All Saints Academy was established. Parish contribution to the school is slightly more than \$100K, but All Saints requires a much larger investment from the Archdiocese.

