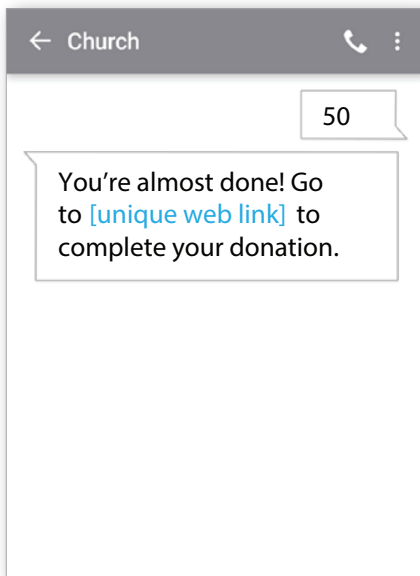


How to Use GivePlus Text

Giving is as easy as sending a text with GivePlus.

1. Get Started

Enter your 10-digit GivePlus Text number and the amount you wish donate, then press send.

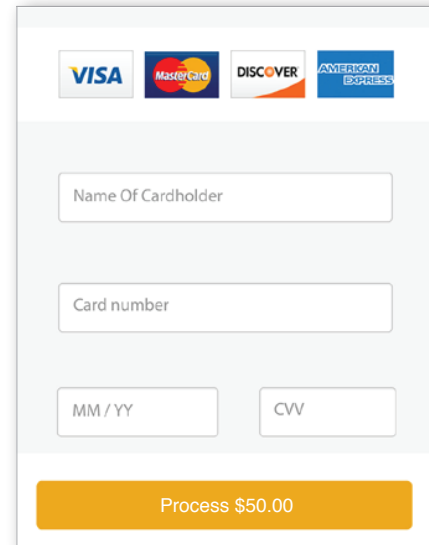


Church Name

10-Digit GivePlus Text #

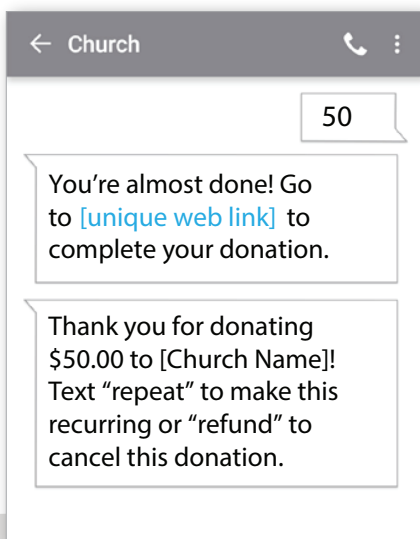
2. Register

You will receive a registration link. Click the link and enter your contact and payment information. Tap "Process."



3. Give

After registration is complete, you will receive a verification text as well as a receipt via email.



4. Repeat

For future giving, simply send a text with the amount you wish to give, and it will process automatically.

