


Finding the New Tonality/Key




"1, 2, 3, 2, 1, 3, 1. 1, 2, 3, 2, 1, 3, 1." etc.

Or: Nee, nee, nee, nee, nee, nee, nee. (Silent breath)


Or: Nee - ee - ee - ee - ee - ee - ee. (Silent breath)

Encourage students to sing all on one breath, smoothly, and make no sounds in-between, where I have marked "Silent breath."


Add harmony with another singer, or using piano notes. Then have the student switch parts. This is excellent ear training:



The exercise below is a common exercise used to qualify or disqualify would-be singers of elite choirs, starting low and climbing by half steps for 6 - 7 repetitions:



"I love to sing. (Silent breath) I love to sing.



"I love to sing. I love to sing." (etc.)

Be careful to observe good open vowel singing: not "I-EEE luhv tew si-EEEnG," but more of an "Ah(ee) lahv too sihn(g)" approach, minus diphthongs and excessive consonants.