



Four Simple Steps to Become an 'Advocate' on GiveCampus

The best way for you to make an impact for George School is to encourage your friends and classmates to join you in making a gift. On GiveCampus, spreading the word is easy, fun, and rewarding because you know precisely how many clicks, gifts, and dollars your outreach is driving.

To become an advocate and take advantage of these tools, follow these four simple steps:

1. Go to www.georgeschool.org/greatgreengive and click on 'Sign Up' in the top right of the page.
2. Create an account either by linking to your Facebook account or your email. Note: Facebook is helpful because you don't have to remember another password and GiveCampus will never post to Facebook without your permission.

1 SIGN UP LOGIN

2

Sign up for an account with our partners at GiveCampus to streamline the giving process and take advantage of enhanced functionality!

Create account: [Login](#)

[Sign up with Facebook](#)

*We'll never post to Facebook without your permission.

Or sign up with email

Name

*Email

*Password

College

Grad School

Primary / Secondary

[Sign up](#)

*indicates required fields



3

ABOUT DONORS (80) **ADVOCATES (8)**

Join the advocates below and track your impact!

1. Share your unique links to get recognized for your positive impact on the campaign!

Link to Share: [Share](#) [Tweet](#)


[Copy link to clipboard](#)


2. Create a Personal Plea
Make your own short video explaining why others should join you.


[Create your personal plea!](#)

4

ABOUT (1) DONORS (1,004) **ADVOCATES (37)**

 **Dick Tantillo**
generated 82 clicks and 36 donations, totaling \$10,219

 **Community Advocates**
generated 1675 clicks and 35 donations, totaling \$5,740

 **Fred Bush**
matched 23 donations for a total of \$2,300

3. Now that you're logged in, go to the www.georgeschool.org/greatgreengive and you will find a link that is now customized for you. If you want to share over Facebook or Twitter, click those buttons and your support will automatically be tracked on the 'advocates' tab just below the video.

4. In addition to sharing, you will also be recognized as an advocate for doing things to make sharing more fun like creating a matching gift or challenge and creating a personal plea video. Check the incentives section to how you will be acknowledged for your work as an advocate!