

FOR IMMEDIATE RELEASE

Media Contact: Rosemary Pugh
+1.949.640.8780 or rpugh@greenstreetadvisors.com

Mall Values Move Lower

Newport Beach, CA, November 6, 2017 — The Green Street Commercial Property Price Index declined by 1% in October. The index, which measures values across five major property sectors, was pushed down by falling mall valuations. Prices for most other property types were stable.

“In aggregate, prices have plateaued, but it’s really a mixed bag when it comes to property pricing these days,” said Peter Rothemund, Senior Analyst at Green Street Advisors. “Industrial, medical office, life science – they’ve all done great over the past year. Malls have been weak. And everything else has been somewhere in between.”

About the Green Street Commercial Property Price Index

Green Street’s Commercial Property Price Index is a time series of unleveraged U.S. commercial property values that captures the prices at which commercial real estate transactions are currently being negotiated and contracted. Features that differentiate this index are its timeliness, its emphasis on high-quality properties, and its ability to capture changes in the aggregate value of the commercial property sector.

About Green Street Advisors

Founded in 1985, Green Street Advisors is the preeminent independent research and advisory firm concentrating on the commercial real estate industry in North America and Europe. The company is a leading provider of real estate analytics, research, and data on both the listed and private markets. Green Street also offers investment research on Real Estate Investment Trusts (REITs) and trading services to equity investors. Additional information on Green Street Advisors is available online at www.greenstreetadvisors.com.

Commercial Property Price Index

November 6, 2017

DJIA: 23,539 | RMZ: 1152 | 10-Yr Treasury Note: 2.33%



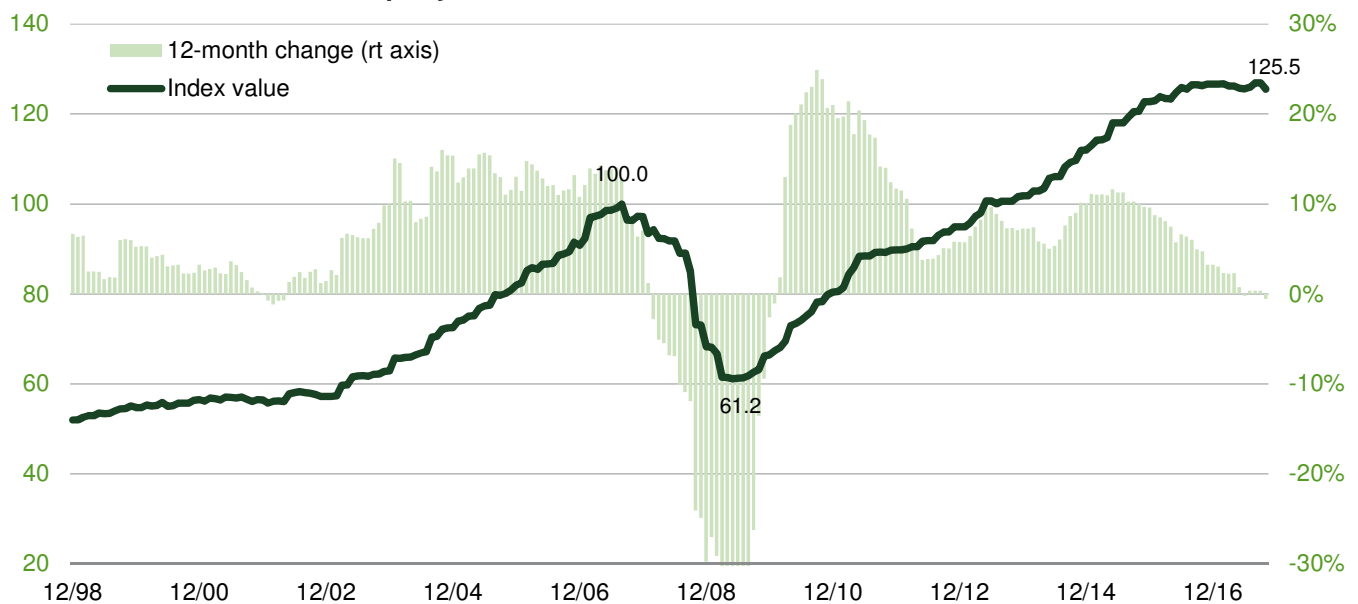
Green Street Advisors

Green Street CPPI: All-Property Index

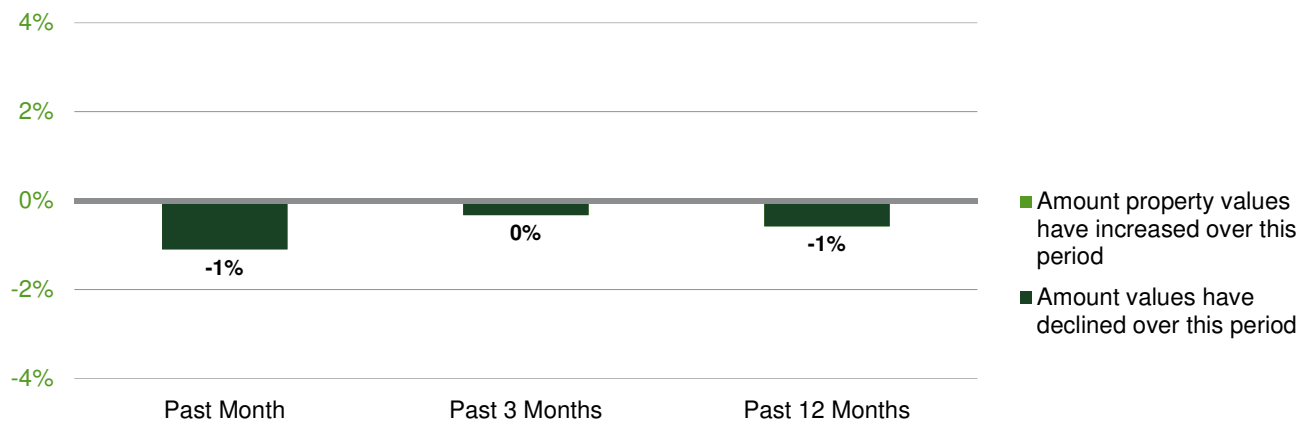
Mall Values Move Lower

The Green Street Commercial Property Price Index declined by 1% in October. The index, which measures values across five major property sectors, was pushed down by falling mall valuations. Prices for most other property types were stable.

Green Street Commercial Property Price Index



Change in Commercial Property Values

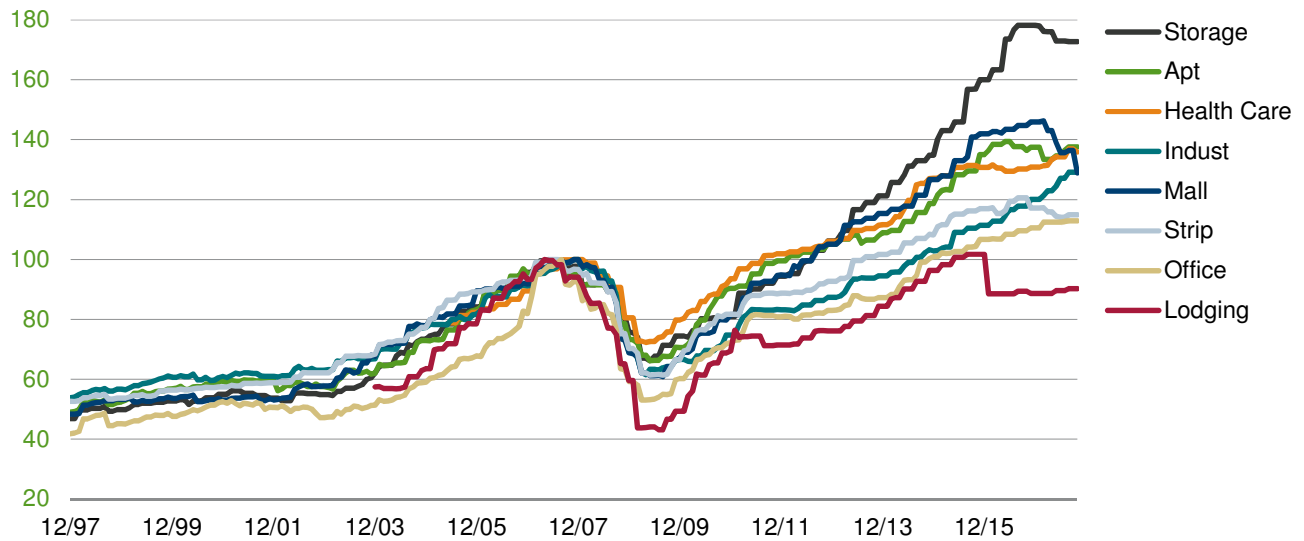


Green Street CPPI: Sector-Level Indices

	Index Value	Change in Commercial Property Values		
		Past Month	Past 3 Mos	Past 12 Mos
Aggregate CPPI	125.5	-1%	0%	-1%
Apartment	137.6	0%	1%	1%
Industrial	129.1	0%	2%	10%
Mall	128.9	-6%	-5%	-11%
Office	112.9	0%	0%	3%
Strip Retail	115.0	0%	1%	-5%
Health Care	135.8	-1%	1%	4%
Lodging	90.2	0%	1%	1%
Self Storage	172.8	0%	0%	-3%

Aggregate CPPI is an average of the five major sectors; it does not include health care, lodging, or storage. Health Care is a blend of medical office, senior housing, skilled nursing, and life science.

Green Street Property Sector Indices



Property sector indices are indexed to 100 at their '07 peaks.

Green Street Commercial Property Price Index Fact Sheet

Green Street's Commercial Property Price Index is a time series of unleveraged U.S. commercial property values that captures the prices at which commercial real estate transactions are currently being negotiated and contracted. Features that differentiate this index are its timeliness, its emphasis on high-quality properties, and its ability to capture changes in the aggregate value of the commercial property sector.

Key Attributes of Green Street's Commercial Property Price Index

- **Institutional Quality:** The index is based on Green Street's frequently updated estimates of private-market value for REIT portfolios across the five major property sectors (apartment, industrial, mall, office & strip retail – aggregate asset value of \$600 BN). Since REITs own high-quality properties, the index measures the value of institutional-quality commercial real estate.
- **Timeliness:** Other indices, based on either closed transactions or formal appraisals, reflect market prices from several months earlier. Also, the Green Street index value for a given month is released within days of month-end, whereas other indices have a sizable lag.
- **Gauge of Aggregate Values:** Akin to familiar stock price indices (e.g., S&P 500), asset value weighting provides a gauge of aggregate (as opposed to average) values. Equal-weighted indices, by contrast, put the same emphasis on a small suburban strip center as they do a trophy Manhattan office building.

Peter Rothemund, CFA

Issuers of this Report: US and EEA: This report has been prepared by analysts working for Green Street Advisors (GSA (US)) and/or Green Street Advisors (U.K.) Limited (GSA (UK)). GSA (US) is the parent company of GSA (UK).

This report is issued in the USA by GSA (US), GSA (UK) accepts no responsibility for this report to the extent that it is relied upon by persons based in the USA. GSA (US) is regulated by the United States Securities and Exchange Commission, and its headquarters is located at 660 Newport Center Drive, Suite 800, Newport Beach, CA 92660.

This report is issued in the European Economic Area (EEA) by GSA (UK). GSA (US) accepts no responsibility for this report to the extent that it is relied upon by persons based in the EEA. GSA (UK) is registered in England, (Company number. 6471304), and its registered office is 20 Balderton Street, 5th Floor, London, W1K 6TL. GSA (UK) is authorized and regulated by the Financial Conduct Authority in the United Kingdom and is entered on the FCA's register (no. 482269)).

References to "Green Street" in Disclosures in this section and in the Other Important Information section apply to:

- GSA (US) to the extent that this report has been disseminated in the USA; or
- GSA (UK) to the extent that this report has been disseminated in the EEA.

Green Street Advisors US is exempt from the requirement to hold an Australian financial services license under the Act in respect of the financial services; and is regulated by the SEC under US laws, which differ from Australian laws.

Green Street Advisors UK Ltd. is exempt from the requirement to hold an Australian financial services license under the Act in respect of the financial services; and is regulated by the FCA under UK laws, which differ from Australian laws.

Green Street reserves the right to update the disclosures and policies set out in this document at any time. We encourage a careful comparison of these disclosures and policies with those of other research providers, and welcome the opportunity to discuss them.

Affiliate Disclosures: Green Street does not directly engage in investment banking, underwriting or advisory work with any of the companies in our coverage universe. However, the following are potential conflicts regarding our affiliates that should be considered:

- Green Street has an advisory & consulting practice servicing investors seeking to acquire interests in publicly-traded companies. Green Street may provide such valuation services to prospective acquirers of companies which are the subject(s) of Green Street's research reports.
- An affiliate of Green Street is an investment manager implementing a real estate securities strategy focused on REITs. The portfolios managed by this affiliate contain securities of issuers covered by Green Street's research department. The affiliate is located in separate offices, employs an investment strategy based on Green Street's published research, and does not trade with Green Street's affiliated trading desk, Green Street Trading (GST). However, the investment management affiliate has engaged GST as a placement agent for an investment partnership it manages. The principals of Green Street Advisors, Green Street Investors and affiliates have invested in GSREF, L.P.

Other Important Information

Management of Conflicts of Interest: Conflicts of interest can seriously impinge the ability of analysts to do their job, and investors should demand unbiased research. In that spirit, Green Street adheres to the following policies regarding conflicts of interest:

- Green Street employees are prohibited from owning the shares of any company in our coverage universe.
- Green Street employees do not serve as officers or directors of any of our subject companies.
- Neither Green Street nor its employees/analysts receives any compensation from subject companies for inclusion in our research.
- On occasion, Green Street analysts may be contacted by companies within the firm's coverage universe regarding potential employment opportunities. Additional disclosure will be made when appropriate.
- The research analysts who authored this report may hold shares of the non REIT companies mentioned in this research report. These are not companies in our coverage universe.

Please also have regard to the Affiliate Disclosures listed above when considering the extent to which you place reliance on this research report and any research recommendations made herein.

Green Street, at times, assists Eastdil Secured, a real estate brokerage and investment bank, when Eastdil Secured provides investment banking services to companies in Green Street's coverage universe. Green Street is never part of the underwriting syndicate or the selling group, but Green Street may receive compensation from Eastdil Secured for consulting services that Green Street provides to Eastdil Secured related to Eastdil Secured's investment banking services. Green Street does not control, have ownership in, or make any business or investment decisions for Eastdil Secured.

A number of companies covered by Green Street research reports pay an annual fee to receive Green Street's research reports. Green Street may periodically solicit this business from the subject companies. In the aggregate, annual fees for GSA (US) and GSA (UK) research reports received from subject companies represent approximately 3% of each of GSA (US)'s and GSA (UK)'s respective total revenues.

Green Street publishes research reports covering issuers that may offer and sell securities in an initial or secondary offering. Broker-dealers involved with selling the issuer's securities or their affiliates may pay compensation to GSA upon their own initiative, or at the request of Green Street's clients in the form of "soft dollars," for receiving research reports published by Green Street.

The information contained in this report is based on data obtained from sources we deem to be reliable; it is not guaranteed as to accuracy and does not purport to be complete. This report is produced solely for informational purposes and is not intended to be used as the primary basis of investment decisions. Because of individual client requirements, it is not, and it should not be construed as, advice designed to meet the particular investment needs of any investor. This report is not an offer or the solicitation of an offer to sell or buy any security.

For Green Street's advisory customers, this research report is for informational purposes only and the firm is not responsible for implementation. Nor can the firm be liable for suitability obligations.

GSA (US) generally prohibits research analysts from sending draft research reports to subject companies. However, it should be presumed that the analyst(s) who authored this report has(/ have) had discussions with the subject company to ensure factual accuracy prior to publication, and has(/have) had assistance from the company in conducting due diligence, including visits to company sites and meetings with company management and other representatives.

This report is a property-sector review and does not contain the amount of in-depth company-specific analysis sufficient to make informed investment decisions about one specific issuer disclosed in this report. For a more thorough analysis, please review this report in conjunction with GSA's company-specific research which is available at www.greenstreetadvisors.com.

Terms of Use

Protection of Proprietary Rights: To the extent that this report is issued by GSA (US), this material is the proprietary and confidential information of Green Street Advisors, LLC, and is protected by copyright. To the extent that this report is issued by GSA (UK), this material is the proprietary and confidential information of Green Street Advisors (U.K.) Limited, and is protected by copyright.

This report may be used solely for reference for internal business purposes. This report may not be reproduced, re-distributed, sold, lent, licensed or otherwise transferred without the prior consent of Green Street. All other rights with respect to this report are reserved by Green Street.

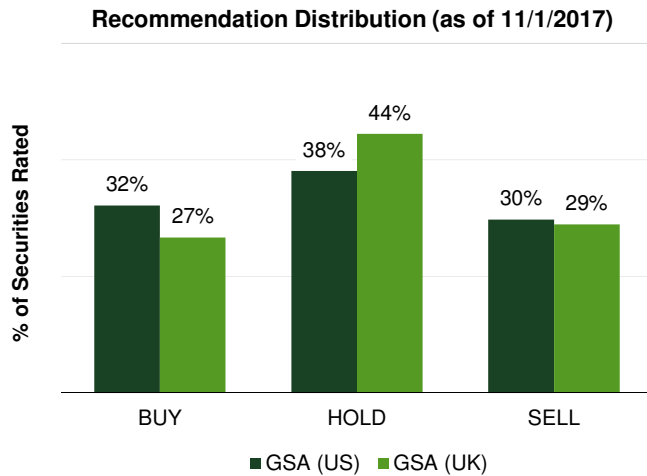
EEA Recipients: For use only by Professional Clients and Eligible Counterparties: GSA (UK) is authorized by the Financial Conduct Authority of the United Kingdom to issue this report to "Professional Clients" and "Eligible Counterparties" only and is not authorized to issue this report to "Retail Clients", as defined by the rules of the Financial Conduct Authority. This report is provided in the United Kingdom for the use of the addressees only and is intended for use only by a person or entity that qualifies as a "Professional Client" or an "Eligible Counterparty". **Consequently, this report is intended for use only by persons having professional experience in matters relating to investments. This report is not intended for use by any other person. In particular, this report intended only for use by persons who have received written notice from GSA (UK) that he/she/it has been classified, for the purpose of receiving services from GSA (UK), as either a "Professional Client" or an "Eligible Counterparty". Any other person who receives this report should not act on the contents of this report.**

Review of Recommendations:

- Unless otherwise indicated, Green Street reviews all investment recommendations on at least a monthly basis.
- The research recommendation contained in this report was first released for distribution on the date identified on the cover of this report.
- Green Street will furnish upon request available investment information supporting the recommendation(s) contained in this report.

Green Street's Disclosure Information

At any given time, Green Street publishes roughly the same number of "BUY" recommendations that it does "SELL" recommendations.



Green Street's "BUYs" have historically achieved far higher total returns than its "HOLDS", which, in turn, have outperformed its "SELLs".

Total Return of Green Street's Recommendations^{1,2}

Year ³	Buy	Hold	Sell	Universe
2017 YTD	1.6%	-4.2%	0.8%	-1.0%
2016	14.9%	14.7%	13.1%	14.4%
2015	8.3%	0.9%	-1.7%	2.4%
2014	41.6%	31.5%	27.3%	33.3%
2013	4.1%	0.6%	1.7%	2.2%
2012	24.5%	24.7%	18.9%	23.0%
2011	18.9%	7.6%	-4.7%	7.6%
2010	43.3%	32.8%	26.6%	33.8%
2009	59.0%	47.7%	6.0%	37.9%
2008	-28.1%	-30.9%	-52.6%	-37.3%
2007	-6.9%	-22.4%	-27.8%	-19.7%
2006	45.8%	29.6%	19.5%	31.6%
2005	26.3%	18.5%	-1.8%	15.9%
2004	42.8%	28.7%	16.4%	29.4%
2003	43.3%	37.4%	21.8%	34.8%
2002	17.3%	2.8%	2.6%	5.4%
2001	34.9%	19.1%	13.0%	21.1%
2000	53.4%	28.9%	5.9%	29.6%
1999	12.3%	-9.0%	-20.5%	-6.9%
1998	-1.6%	-15.1%	-15.5%	-12.1%
1997	36.7%	14.8%	7.2%	18.3%
1996	47.6%	30.7%	18.9%	32.1%
1995	22.9%	13.9%	0.5%	13.5%
1994	20.8%	-0.8%	-8.7%	3.1%
1993	27.3%	4.7%	8.1%	12.1%
Cumulative Total Return	16129.5%	1116.3%	31.2%	1336.3%
Annualized	22.8%	10.6%	1.1%	11.4%

The results shown above are hypothetical; they do not represent the actual trading of securities. Actual performance will vary from the hypothetical performance shown above due to, but not limited to 1) advisory fees and other expenses that one would pay; 2) transaction costs; 3) the inability to execute trades at the last published price (the hypothetical returns assume execution at the last closing price); 4) the inability to maintain an equally-weighted portfolio in size (the returns above assume an equal weighting); and 5) market and economic factors will almost certainly cause one to invest differently than projected by the model that simulated the above returns. All returns include the reinvestment of dividends. Past performance, particularly hypothetical performance, cannot be used to predict future performance.

- Results are for recommendations made by Green Street's North American Research Team only (includes securities in the US, Canada, and Australia). Since July 5, 2017, performance is calculated whenever a recommendation is changed using the share price at the most recent market close. Previously, performance was based on recommendations provided in Green Street's "Real Estate Securities Monthly" (RESM) and assumed no change in recommendation between RESM publications. Results from January 28, 1993 through January 4, 2016 were independently verified by an international "Big 4" accounting firm. The accounting firm did not verify the stated results subsequent to January 4, 2016. As of January 4, 2016, the annualized total return of Green Street's recommendations since January 28, 1993 was: Buy +24.0%, Hold +11.1%, Sell +0.6%, Universe +11.7%.
- Beginning July 5, 2017, all companies in Green Street's North American coverage universe are included in the performance calculation. Previously, inclusion in the calculation of total return had been based on whether the companies were listed in the primary exhibit of Green Street's "Real Estate Securities Monthly" and had a rating other than "Not Rated".
- From 1993 until July 3, 2017, the returns for each year cover the period following the first RESM issued in the respective year through the first RESM issued in the following year and are not based on a calendar year. Subsequent to July 5, 2017, returns are based on calendar months.

Per NASD rule 2711, "Buy" = Most attractively valued stocks. We recommend overweight position; "Hold" = Fairly valued stocks. We recommend market-weighting; "Sell" = Least attractively valued stocks. We recommend underweight position.

Green Street will furnish upon request available investment information regarding the recommendation



North American Team

Research		
Strategic Research	Mike Kirby, Director of Research Dave Bragg, Managing Director Peter Rothmund, CFA, Senior Analyst Zane Carmean, Associate	mkirby@greenst.com dbragg@greenst.com prothemund@greenst.com zcarmean@greenst.com
Company and Sector Research	Cedrik Lachance, Director of U.S. REIT Research	clachance@greenst.com
Health Care/Net Lease	Michael Knott, CFA, Managing Director Andrew Suh, Associate	mknott@greenst.com asuh@greenst.com
Industrial/Towers	Eric Frankel, CFA, Analyst	efrankel@greenst.com
Lodging/Data Centers	Lukas Hartwich, CFA, Senior Analyst David Guarino, Senior Associate	lhartwich@greenst.com dguarino@greenst.com
Manuf. Homes/Self-Storage/Student Housing	Ryan Burke, Analyst Ryan Lumb, Associate	rburke@greenst.com rlumb@greenst.com
Office	Jed Reagan, Senior Analyst Chris Belosic, Senior Associate Daniel Ismail, CFA, Associate	jreagan@greenst.com cbelosic@greenst.com dismail@greenst.com
Residential	Conor Wagner, CFA, Analyst John Pawlowski, CFA, Analyst	cwagner@greenst.com jpawlowski@greenst.com
Retail	Daniel Busch, Managing Director Spenser Allaway, Senior Associate Vince Tibone, CFA, Senior Associate	dbusch@greenst.com sallaway@greenst.com vtibone@greenst.com
Research Generalists	Paulina Rojas Schmidt, Associate Ryan Miller, Associate Chris Darling, Associate Chris Harraka, Associate	projasschmidt@greenst.com rmiller@greenst.com cdarling@greenst.com charraka@greenst.com
Quantitative Analytics	Matt Larriva, CFA, Analyst Garrett Wiegele, Senior Associate Stephen Pazzano, Senior Associate Elton Ngo, Senior Associate Michael Eynon, Associate	mlarriva@greenst.com gwiegele@greenst.com spazzano@greenst.com engo@greenst.com meynon@greenst.com
Real Estate Analytics	Andrew McCulloch, CFA, Managing Director Joi Mar, CFA, Analyst Rob Filley, Associate Matt Dolins, Associate Jack Basalari, Associate Hunter Hite, Associate Austin Maleki, Associate Weston Mui, Associate	amcculloch@greenst.com jmar@greenst.com rfilley@greenst.com mdolins@greenst.com jbasalari@greenst.com hhite@greenst.com amaleki@greenst.com wmui@greenst.com
Executive		
Craig Leupold, Chief Executive Officer Jeff Meister, Chief Financial Officer	cleupold@greenst.com jmeister@greenst.com	
Account Management		
Damon Scott, Managing Director Seth Laughlin, Senior Vice President	dscott@greenst.com slaughlin@greenstreettrading.com	
Sales		
Kris Hoffman, Senior Vice President Kevin Johnson, Senior Vice President	khoffman@greenstreettrading.com kjohnson@greenst.com	
Green Street Trading*		
Michael Vranich, Managing Director	mvrnich@greenstreettrading.com	
Advisory		
Jim Sullivan, President Dirk Aulabaugh, Managing Director Phillip Owens, CFA, Managing Director Matthew Wokasch, CFA, Senior Vice President David De La Rosa, Senior Vice President	jsullivan@greenst.com daulabaugh@greenst.com powens@greenst.com mwokasch@greenst.com ddelarosa@greenst.com	
Marketing & Media Relations		
Rosemary Pugh, Vice President Katie Clemons, Media Relations	rpugh@greenst.com kclemons@greenst.com	
Green Street Advisors, LLC 660 Newport Center Drive, Suite 800 Newport Beach, CA 92660 T 949.640.8780	Green Street Trading, LLC 2828 North Harwood Street, Suite 1200 Dallas, TX 75201 T 800.263.1388 (Trading) 214.855.5905 (Sales)	