

Root position kernel chords

These chords are easy to remember and are very useful in many situations. Memorize them and use them when you are playing with a singer or just comping. They hold down the bass and midrange, and allow for plenty of room to the soloist.

Notice that they don't have a 5th so you can use them for minor 7b5 chords and also dominant #5 and b5 chords.

One way to practice them is to go through the diatonic cycle forward and backward. In case you don't know the cycle it is:

7-3-6-2-5-1-4 and 1-4-7-3-6-2-5

You must know the type of chords though so here they are.

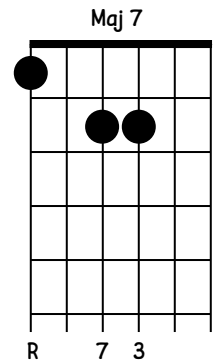
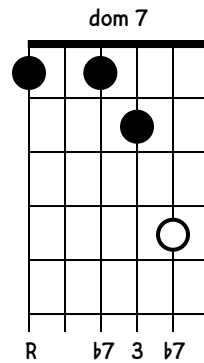
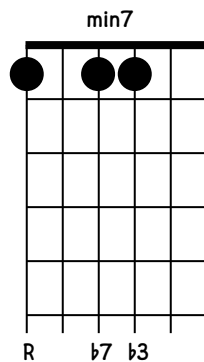
I(Maj7)-IV(Maj7)-vii(min7b9)-iii(min7)-vi(min7)-ii(min7)-V(7)

The hollow circles are doubled 3rds and 7ths, they are optional to play, but give you some variety.

Thanks to Peter Butterfield for turning me on to these gems.

These have their roots on the sixth string. In jazz the ii(min7)-V(7)-I(Maj7).

They are presented in that order to make things easier. You should memorize them in all keys using the above diatonic cycle.



Here are the fifth string root versions.

Play around with them as well as practicing them. Add some suspensions and rhythmic changes to make it interesting.

