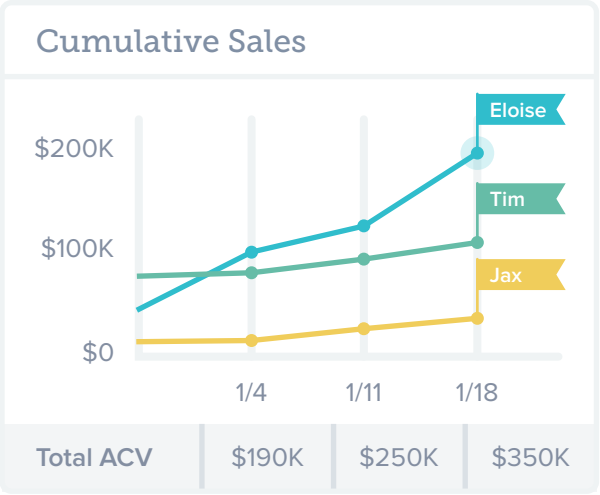


# Run Your Business With RelateIQ's Reports

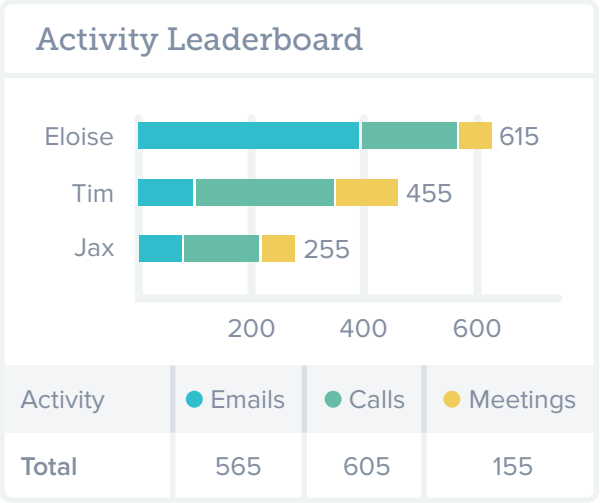
Reports give your team the insights they need to sell smarter. The best part? They’re powered by data that has been automatically captured to help you close more deals!



## Sales Reports in Seconds

Sales Reports let teams easily track how much revenue they’ve closed. Beyond just tracking revenue over time, you can also visualize where each person stands on the sales leaderboard and compare their average deal sizes.

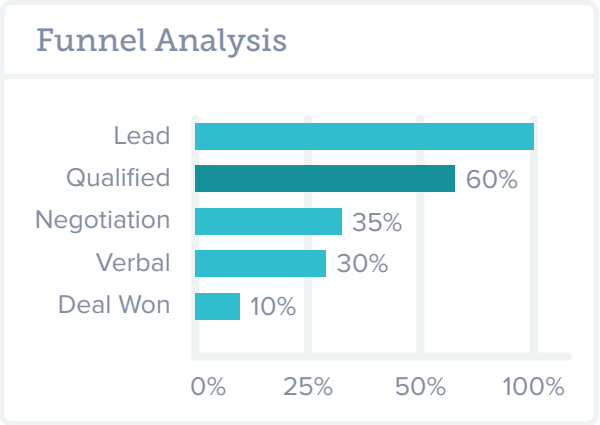
Your team will be able to quickly check how their sales are trending and get back to the important stuff, like closing more deals.



## Automatically Captured, Automatically Reported

RelateIQ already works in the background collecting information from your daily business routine, like emails, calls, and calendar events.

Activity Reports take that data one step further and give you deeper insights on your team’s performance.



## Instant Insights Into Your Pipeline

Track the percentage of deals that convert through each status, the win rate of each member of your sales team, and where deals might be getting held up.

With Pipeline reports, you'll always be up-to-date with the health of your business.

### Pro-Tips:

1

#### Check Your Status Field

Make sure the list you are reporting on has two or more statuses for more meaningful reports.

2

#### Set Up Your Revenue Field

Get your reports running by adding a numeric field in the grid. Then use that as your revenue field in the reports tab.

“

RelateIQ helps me track and manage all of my business relationships in a very efficient and effective way. And with the new automated reporting functionality, all of our key metrics are just a click away.”

Jake Cerf, Team Lead at STORYBOX