

# GENDER PAY GAP REPORT

Calculated in accordance with The Equality Act 2010 (Gender Pay Gap Information) Regulations 2017. Data as of March 2017.

The Capital Hill Hotels Group London Ltd gender pay gap:

**Women's hourly rate is**

**Mean pay** 2.23% Lower

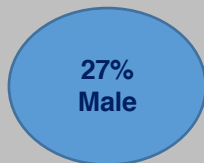
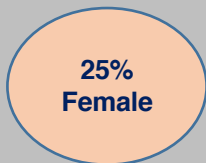
**Median pay** 3.35% Lower

**Women's bonus pay is**

**Mean bonus** 37.43% Higher

**Median bonus** 52.57% Higher


**Percentage receiving a bonus:**



Pay quartiles by gender:

Female Male

**Lower Quartile:**



**Lower Middle Quartile:**



**Upper Middle Quartile:**



**Upper Quartile:**



Capital Hill Hotels Group London Ltd believes that every employee should have the opportunity to flourish, achieve his or her potential and contribute to the success of the business. We are committed to building an inclusive culture, therefore not only monitoring but understanding our gender data in order to ensure fairness, consistency and transparency. We will continue to promote equality and inclusion at CHHG and are committed to reducing any existing gender pay gaps. We are pleased to report that CHHG has a small mean gap of 2.2%, which is less than the UK average of 18%

Anne Golden  
Regional VP of Operations & Development