






Scuba Monkey Dive Club

January 2024

-  Scuba Monkey Dive Club – Membership updates
-  Upcoming January events
-  Upcoming Dive Club meetings
-  Travel updates
-  Equipment care and maintenance – Tommy Brown, Dive Shop Manager

Dive Club Membership updates

The new activity-based membership rules went into effect Jan 1st and we are working on all accounts to make sure each club member is at the appropriate tier for 2024.

Part of the rollout will be cleaning data and removing non-participants from the Facebook group. If you see something that looks to be in error with your profile or participation level, etc., please let Avon or Tim know.

A full explanation of the tiers and discounts is on the Scuba Monkey Dive Center site under Events and then Dive Club. Or type the link <https://scubamonkeydivecenter.com/dive-club> into your browser.

January Events

We cancelled the December club dive due to weather but if people are interested, we can put it back on for Sunday Jan 28th. With the rain, many areas are poor visibility but Rainbow River looks clear. Avon will send a FB inquiry to see who may want to participate. Kara reported that the previous \$10.00 boat fee per diver (cash) has been raised to \$15.00 per diver.

Upcoming Dive Club meetings

February 6, 2024 – Featured speaker Nick Brown of FL Dept of Environmental Protection

Mr. Brown will be discussing the upcoming year for the FL springs, opportunities for conservation, and do's/don'ts for diving the springs in this area.

March 5, 2024 – Bubble-lympics is back

Come get in the pool and compete in skills challenges for massive bragging rights and maybe some prizes.

April 2, 2024 – Featured speakers from Florida Fish and Wildlife Conservation Commission

Come learn about the lionfish and FWC efforts to manage this very pesky, but very tasty creature that can be found in many of our salt water dive sites.

Scuba Monkey – Travel Updates

There is still time to get signed up for some premier dive travel events this year put on by the Scuba Monkey Dive Shop.

Georgia Aquarium Dive with a Whale Shark. Because of the short timeframe make sure to call the Dive shop if you want to participate and have not yet signed up.

- Jan 20th, 2024
- \$395/diver
- Includes:
 - All dive gear
 - Aquarium admission
 - Topside tour, 30 min dive and dive debriefing.

Cozumel Mexico

- June 8th – 15th, 2024
- \$1,595/diver double occupancy
- Two boat dives per day
- Unlimited beach dives
- Includes:
 - 7 night stay
 - Breakfast/lunch each day
 - All tanks and hard weights
- New for 2024 – Cenotes!

Belize - Hamanasi

- October 2024
- \$3,099/diver double occupancy
- More details to come
- Includes:
 - 7 night stay
 - Breakfast/lunch/dinner each day
 - Airfair from Belize City to Hamanasi.

Equipment care and maintenance – Tommy Brown, Dive Shop Manager

A big thank you to Tommy for sharing some do's and don't with our gear. Here are the highlights:

- The best way to keep your equipment in shape is CLEAN YOUR GEAR. Doesn't matter where you dive (springs, pools, rivers, or salt water) each environment takes a toll on gear so always wash your gear after the day's dive(s).
- To get a thorough wash, fill a dunk tank with clean water and submerge all pieces.
- Invest in a good cleanser for your wetsuit. We all know why.....
- Once the gear is cleaned don't store your gear outside or in the sun. Bring it inside to store.
- Store your gear in good quality protective bags like regulator bags and mask bags. This will keep the items from getting damaged and keep foreign objects from possibly getting into mouthpieces. (I still can't get the image of the spider in the regulator out of my mind)
- Make sure your equipment is serviced by trained and certified technicians.
- Make sure you know the service intervals for your equipment so that all warranty conditions remain in effect. The recommended service intervals are:
 - Regulators: Yearly for each stage. Some manufacturers suggest 24 months but yearly is typically the accepted practice.

- BCD's: Yearly or more frequent if a problem is noted.
- Tanks: Required to document an *internal* visual inspection yearly and a hydrostatic pressure test every 5 years. Visual inspections must be documented with a sticker on the tank and hydro testing date must be stamped into the metal on the tank.
- Here are some other do's and don'ts when it comes to gear care.

Do's

- Make sure your dust cap is in place on your regulator before dunking or cleaning. If you don't have a dust cap, get one.
- Pull back all hose protectors on your regulator hoses (or remove them). Corrosion builds under these so clean under each one.
- Flush your BCD bladder with clean water. BCD's get water (and sand and salt) in them and always need to be flushed with clean water just like the outside.
- Invest in a good Save-a-Dive kit. Stuff does go wrong so pack some extra straps (mask and fin), O-rings (#14 for tanks, #11 for reg hoses), zip ties, mouthpiece, cutter, wrench (9/16" is typical for regulator hoses).

Don'ts

- Don't EVER push your regulator purge button while cleaning the reg. If not connected to pressure, pushing the purge could allow water up the hose which will lead to corrosion.
- Dry your BCD without some air in the bladder. You don't want the walls of the bladder to stick to each other while drying.
- If you remove your BCD inflator hose, take care that you DO NOT cross thread any of the plastic rings or seals. They are often not repairable.
- Take any of your gear for granted. Clean it, store it and care for it like your life depends on it.



Again, a big thank you to Tommy for sharing his insight and knowledge.