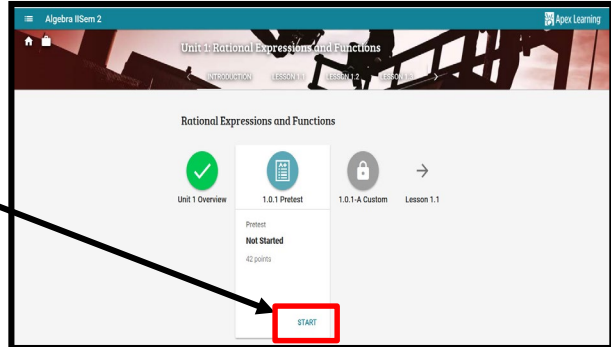


# How to...take a Pretest in a Credit Recovery Course

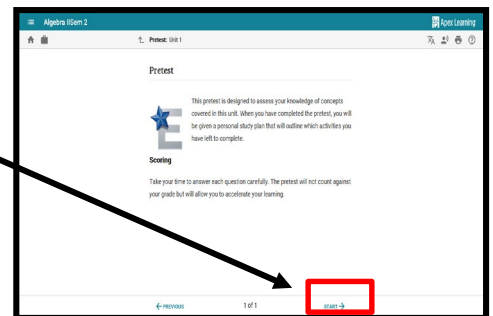


You will be asked to complete a Pretest at the beginning of each unit. You can only take each Pretest one time. If you score high enough on a Pretest, you will not have to complete every activity in the unit. Below are the steps to complete a Pretest:

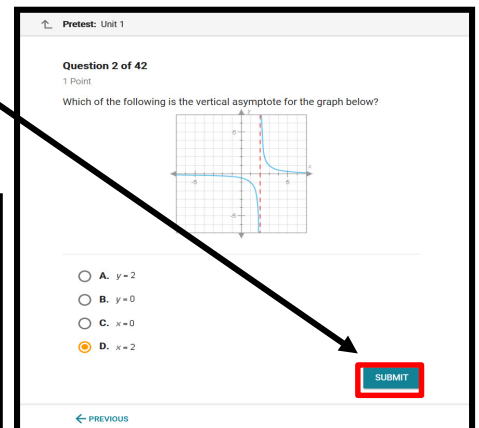
**Step 1:** In the course, click the name of the unit Pretest, and then click the **Start** link



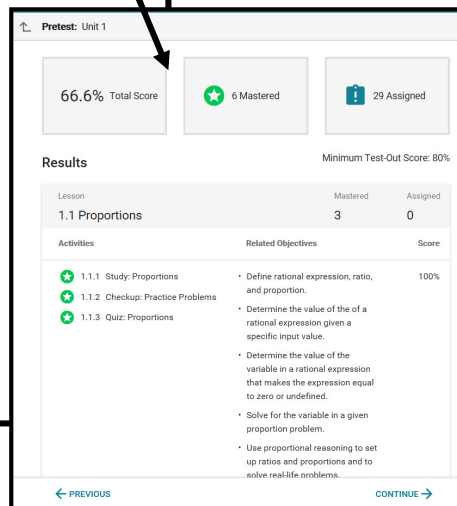
**Step 2:** Read the unit overview, and then click the **Start** link



**Step 3:** Complete the Pretest by selecting your answers and clicking the **Submit** button for each question



**Step 4:** When you are finished, review your Pretest results and begin your coursework.



A green circle indicates that you mastered the content, and you will not have to complete these activities.