

keyscaper[®]
fan gear

USB Power Bank 6600 mAh

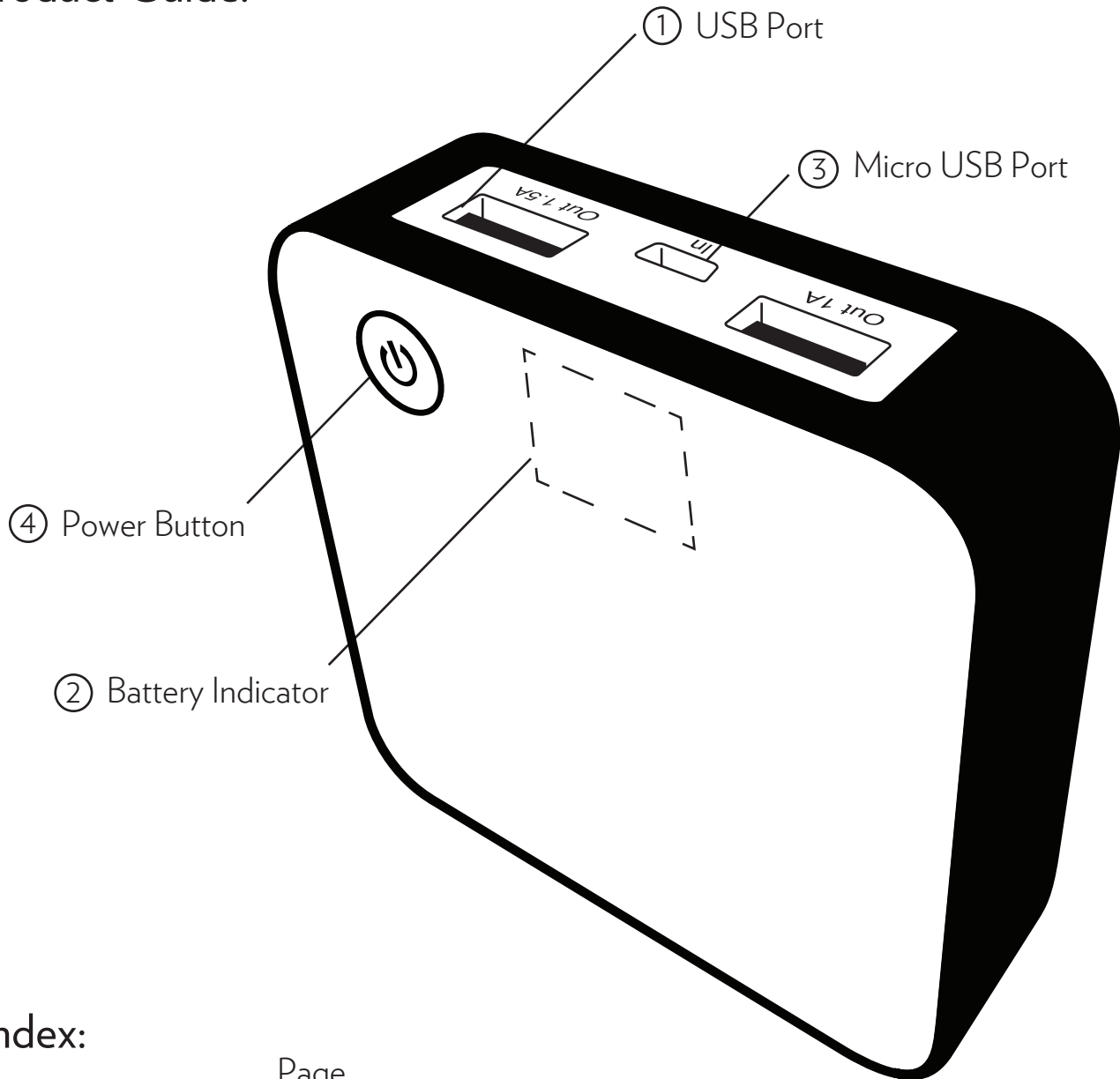
Product Manual
Version 1.0

THANK YOU!

Thanks for choosing Keyscaper!

Please read the following manual carefully to ensure you get the most out of your Power Bank Flashlight Combination.

Product Guide:



Index:

	Page
Maintenance & Product Specs	3
Charging the Battery	4
Charging a Device	4

WARNINGS!

Please read all instructions and warnings before using this product.

DO NOT modify, crush, disassemble, or open this product.

DO NOT expose this product to water or fire.

KEEP AWAY from high voltage devices.

KEEP AWAY from children, this is not a toy.

Maintenance

Do not store in a depleted state for long periods of time. Doing so will damage the internal battery. Charge this product at least once every two months, to prevent damage.

Keep this product dry. It is best to avoid damp conditions and corrosive materials when storing, handling and using this device.

Do not clean this product with harsh chemicals.


Device Specifications

Input	5V/1A
Output	5V/1A, 5V/1.5A
Capacity	6600mAh
Dimension	4.6" x 2.6" x .4"
Weight	4oz
Battery Type	Lithium-Ion
Conversion Efficiency	Above 80%
Charging via USB	Approx. 5 hours
Battery Life	500+ cycles

How to Use:

Charging the Battery

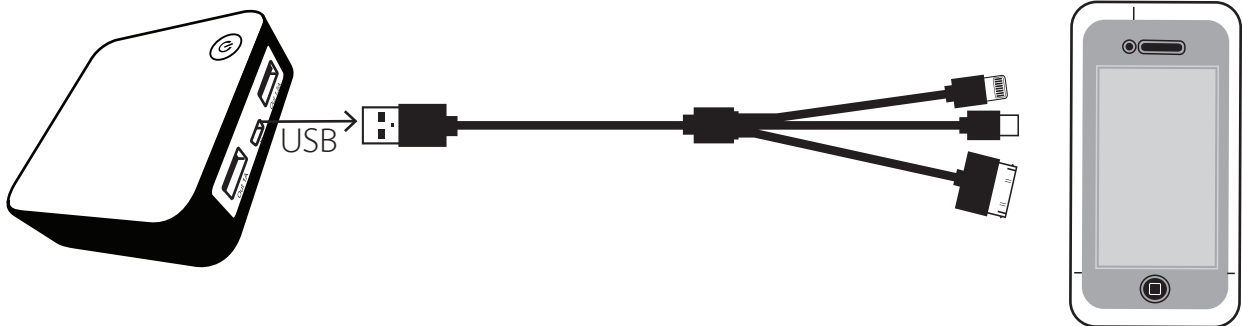
1. Using the provided USB cable, connect the power bank to a usb port.



2. Charging will start automatically.
3. The battery level indicator ② will show the level of charge as it progresses.
(This device comes with automatic overcharge protection. This prevents damage to the internal battery.)

Charging a Mobile Device

1. Using the provided USB cable, connect the power bank flashlight combo to a mobile device.



2. Charging of your device will begin automatically.