































What Is Included By Module And Lesson Matrix

Click [here](#) to register for the class

What Is Included	Flipped Learning	Video	Audio	Transcript	PPT handout	Additional Handouts (#)	Bonus Resources (#)	Activity ¹
Course Content								
Module 1	✓						2	
1.1 PLAAFP (17:56)		✓	✓	✓	✓	3	3	✓
1.2: Four Filters (9:39)		✓	✓	✓	✓	2		
1.3: Functionality (9:18)		✓	✓	✓	✓	1	2	
1.4: Measurability (11:33)		✓	✓	✓	✓	1		
Module 2	✓							
2.1: Needs vs. Wants (13:57)		✓	✓	✓	✓	1	2	
2.2: Data-Driven Decision (11:37)		✓	✓	✓	✓	1		

¹ Assignments/activities for each module are under development. In the meantime, most handouts and bonus resources can be easily converted to an assignment or activity.

What Is Included	Flipped Learning	Video	Audio	Transcript	PPT handout	Additional Handouts (#)	Bonus Resources (#)	Activity
Course Content								
Module 3							3	
3.1: What will convince you? (13:08)							3	
3.2: What can you manage? (9:37)						1		
3.3: What matters? (10:04)						1	3	
Module 4								
4.1: Zig Zag process (8:23)						1	3	
4.2: Every child is a triangle (10:34)							2	
4.3: Learning trajectories (12:07)							5	

Overall course bonus materials include access to:

- Downloadable IEP Makeover Tips and Tools eBook
- Link to IEP Superpowers Quiz
- Access to a Google DRIVE doc with sample IEPs
- Link to Pinterest Board with IEP resources

Click [here](#) to download the course objectives by lesson

Click [here](#) to download a crosswalk between current ECE topics and trends and lessons