



# CRYPTO UTOPIA

## Is there a \$1 Trillion Opportunity?

Suitable only for professional investors

## General Disclaimer

Please note that the information and data presented herein is based on reliable sources and, or opinion of Autonomous Research LLP (herein referred to as “Autonomous”). The material within this document has been prepared for information purposes only. This material does not give a Research Recommendation and/or Price Target and thus applicable regulatory Research Recommendation disclosures relating to the same are not included herein. This communication is not a product of the Research department of Autonomous although there may be links or references to Research reports and products.

This communication has been issued and approved for distribution in the U.K. by Autonomous Research LLP only to, and directed at, a) persons who have professional experience in matters relating to investments falling within Article 19(1) of the Financial Services and Markets Act 2000 (Financial Promotion) Order 2005 (the “Order”) or b) by high net worth entities and other person to whom it may otherwise lawfully be communicated, falling within 49(1) of the Order – together Relevant Persons. This material is intended only for investors who are "eligible counterparties" or "professional clients", and must not be redistributed to retail investors. This communication is not intended to be acted on or relied upon by retail investors.

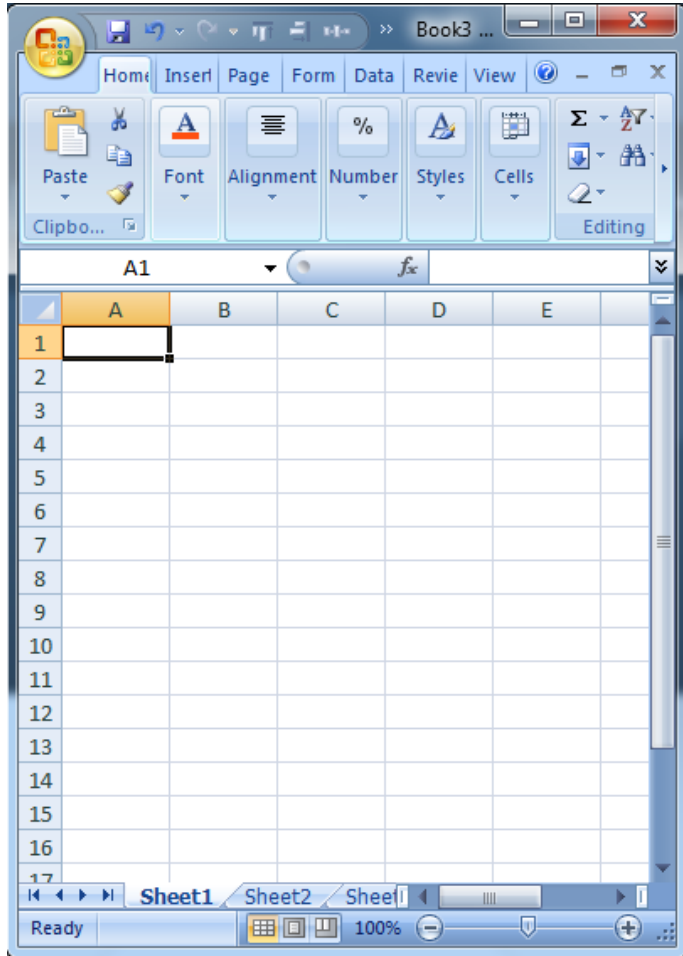
Retail investors who through whatever means or media receive this material should note that the services of Autonomous are not available to them and should not rely on the contents to make any investment decision. Autonomous shall not be liable for any loss, including any consequential loss which may result from reliance on the information or incurred in respect of any action taken. You are advised to seek your own legal, tax or financial advice accordingly.

Autonomous makes every effort to use reliable comprehensive information, but makes no representation that is accurate or complete. Autonomous assumes no responsibility to update any of the contents or opinions contained and therefore accepts no responsibility for any actions taken on receipt of this communication. The information contained herein and any opinion expressed does not constitute an offer or an invitation to make an offer to buy or sell any securities or financial instrument or derivative relating thereto. The information is not intended to provide personal recommendation or investment advice and it does not take into account the specific investment objectives, financial situation or particular needs of any specific person. Note that income from securities and other financial instruments as well as their value may fall as well as rise and investors may lose their investments. Past performance is not a guarantee for future performance.

In Europe: Autonomous Research LLP is authorised and regulated by the Financial Conduct Authority in the United Kingdom (500498). Registered in England & Wales No OC343985.

This information is provided for your sole use. For the protection of persons (other than a client) who are not authorised to receive this communication, it may not be reproduced in whole or in part by any means except for the personal reference of the intended recipient. No part of this material may be reproduced, distributed or transmitted or otherwise made available without prior consent of Autonomous. Any unauthorised disclosure is strictly prohibited. Copyright Autonomous Research LLP. All rights reserved. The use of external logos are not authorized by, sponsored by, or associated with the trademark owner. Any trademarks and service marks contained herein are the property of their respective owners.

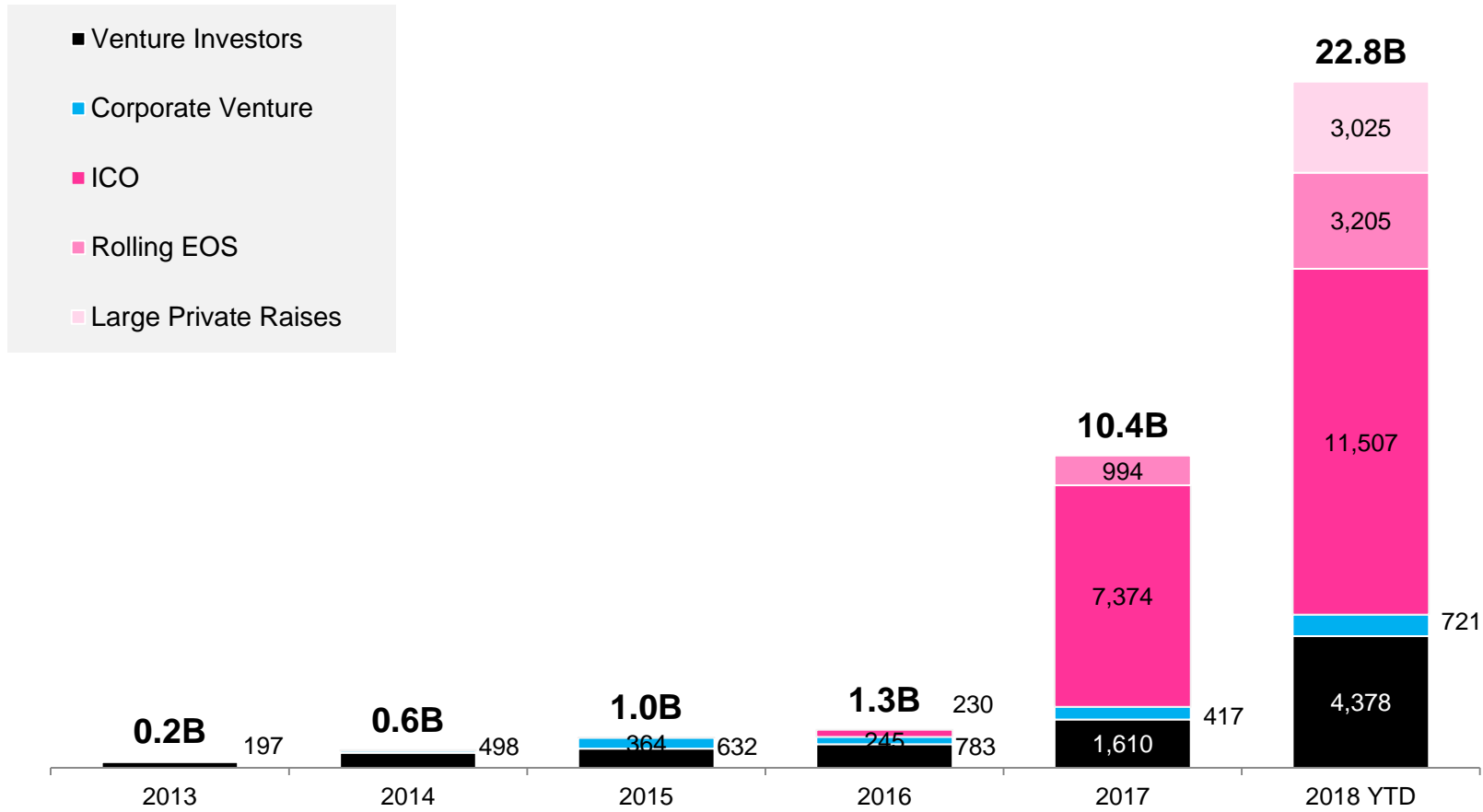
Autonomous NEXT brings together a fundamental cash-flow view with an innovation growth lens



# Macro View on Asset Class

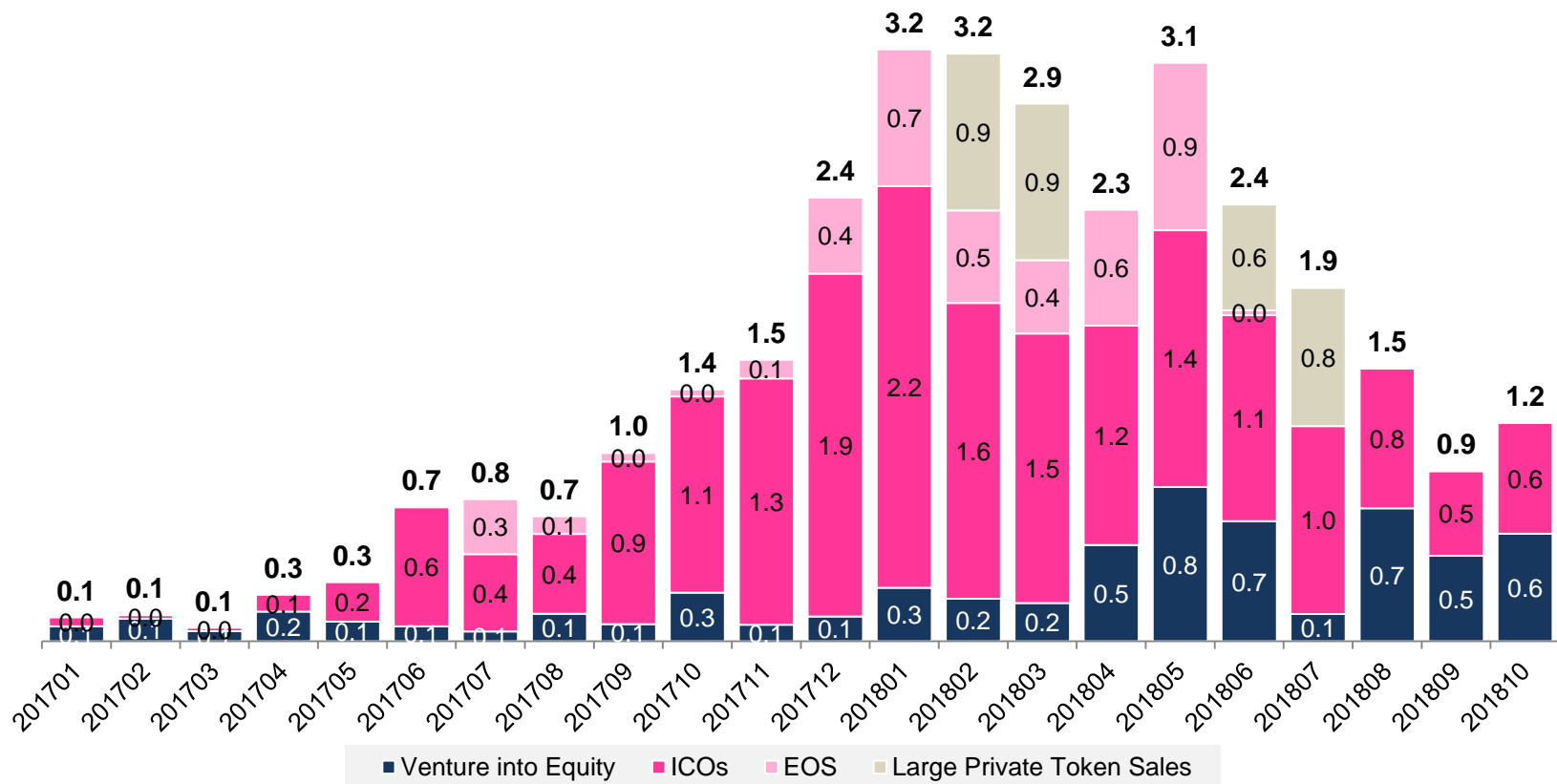
# September to Date has seen \$18 Billion in ICO funding, vs \$8B+ for last year, but ...

Investment in Crypto-Economy (\$mm)

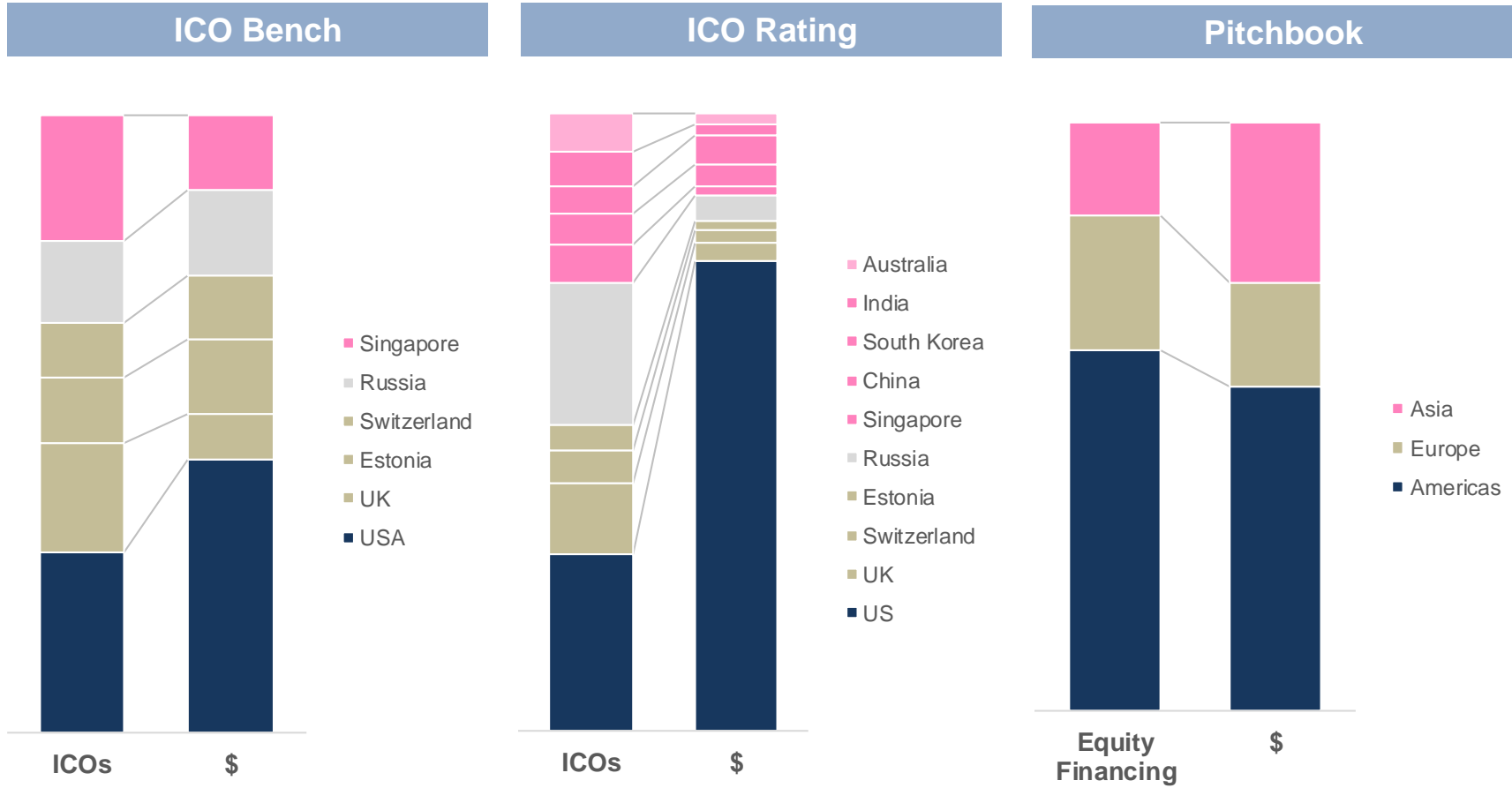


... much of that funding is in large private raises, with equity investing starting to make a comeback

Monthly Investment in Crypto-Economy (\$mm)

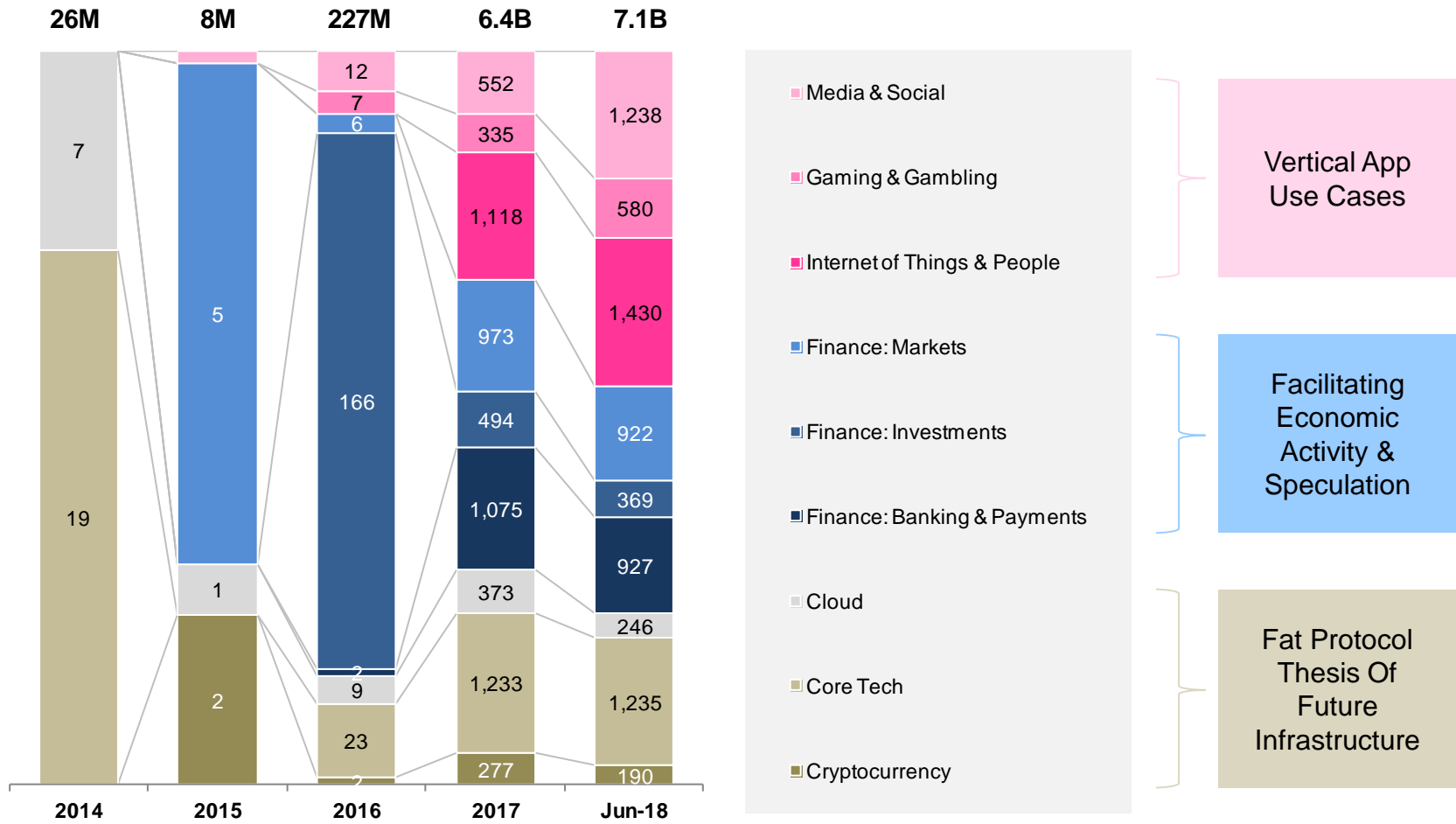


Europe is approximately 20-40% of the offering activity and 10-30% of the investment amount



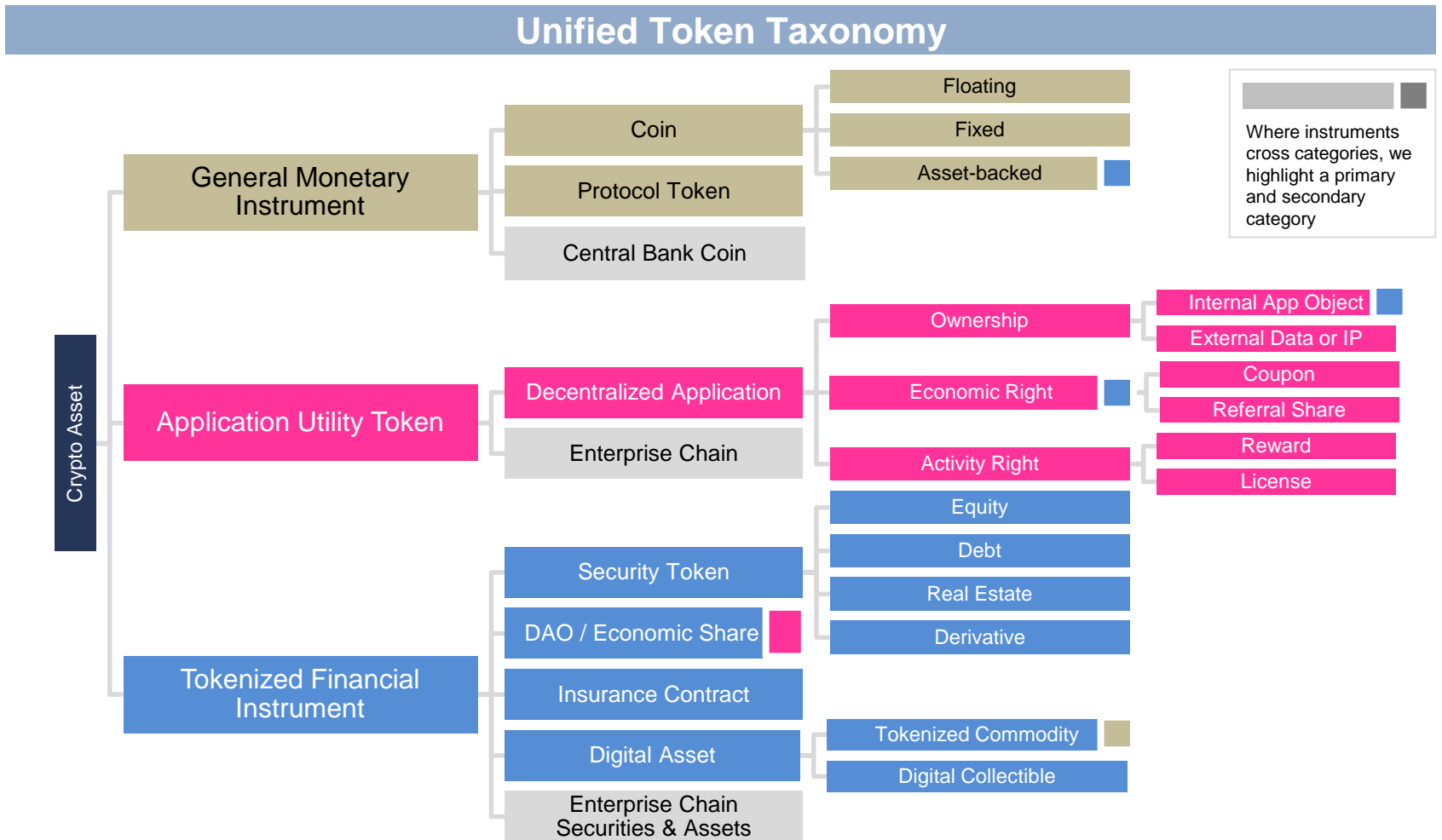
# Increasing diversification in the types of ICOs, with apps and vertical use cases supplementing fat protocols

Initial Coin Offerings by Industry (USD Equivalent, \$1MM+ raises, ex EOS/Telegram)





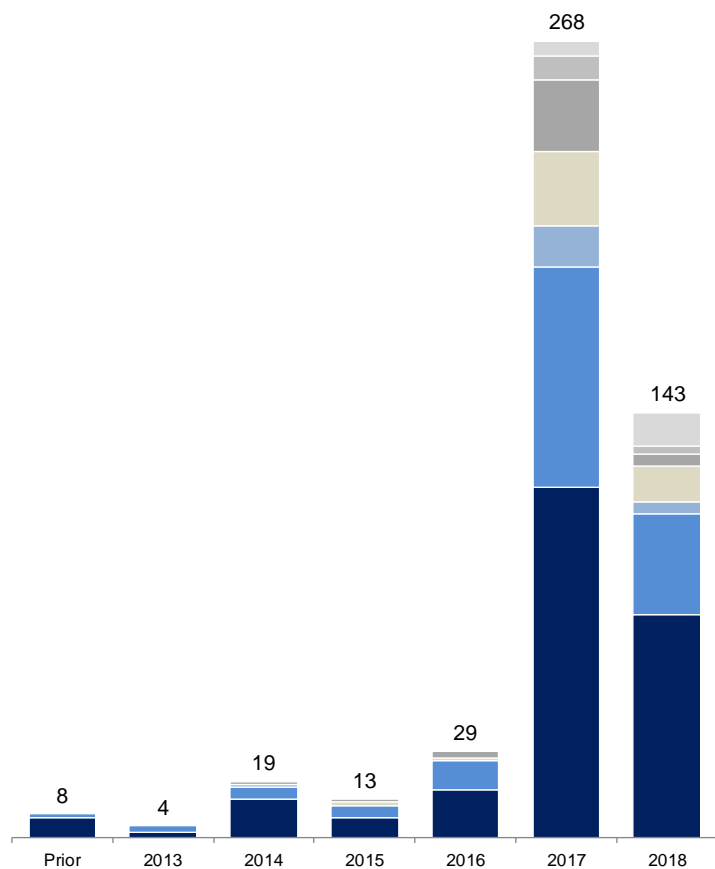
# Complex taxonomy of different crypto assets



# Macro View on Investors

# Emergence of institutional investors with broad strategies

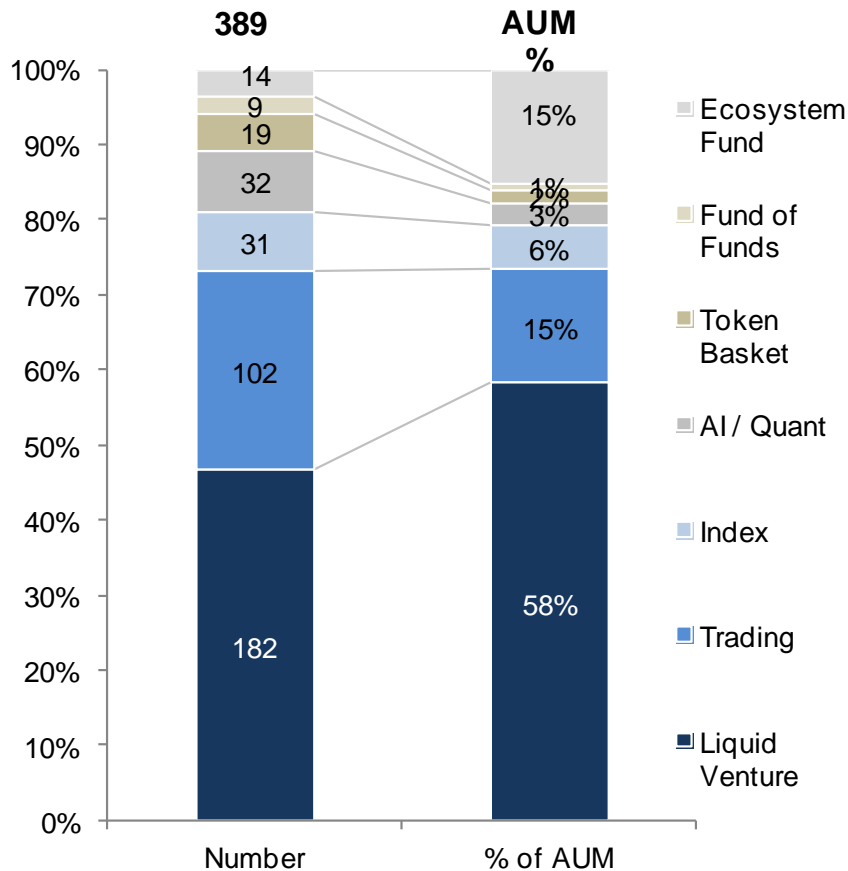
Crypto Funds by Inception Year and Strategy (Oct 2018)



Ecosystem Funds	Protocol or Exchange Corporate venture
Fund of Funds	Legal wrapper Fat fees
Token Basket	Token of tokens Manager selection
AI / Quant	Arbitrage Machine learning
Index	Passive beta Small, mid, large
Trading	Technical charts Market movement
Venture	MV=PQ Team + Narrative

# Decentralized but not equally distributed

Crypto Fund by Strategy (October 2018)



**\$10-12 Billion**  
**+\$2B Grayscale**  
**+ \$500MM Exante**  
**+ BTC Futures**

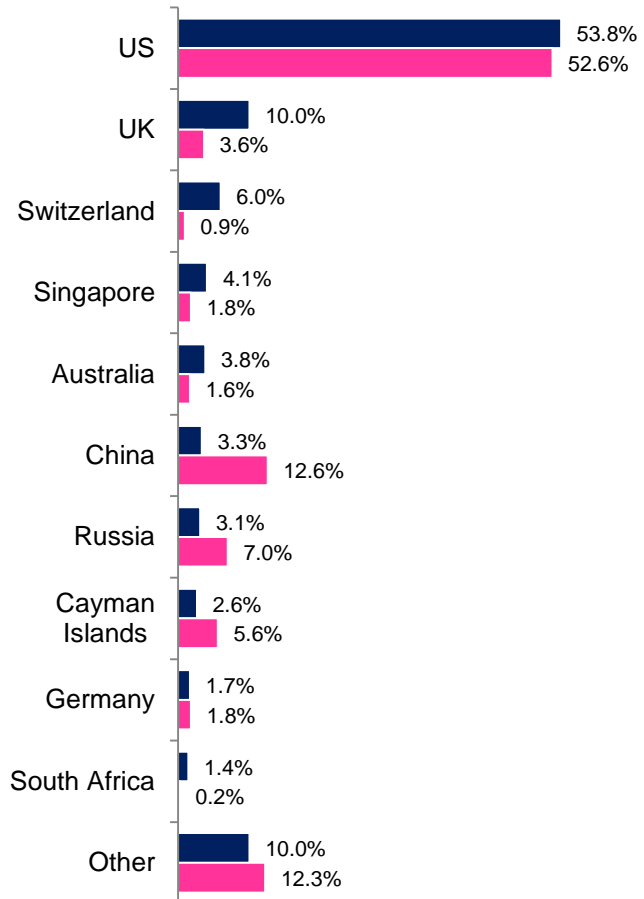
- **Top 50 funds hold 77% of known AUM**
- **Top 10 hold 37%**
- **75% of funds are lurkers**

**Primarily:**

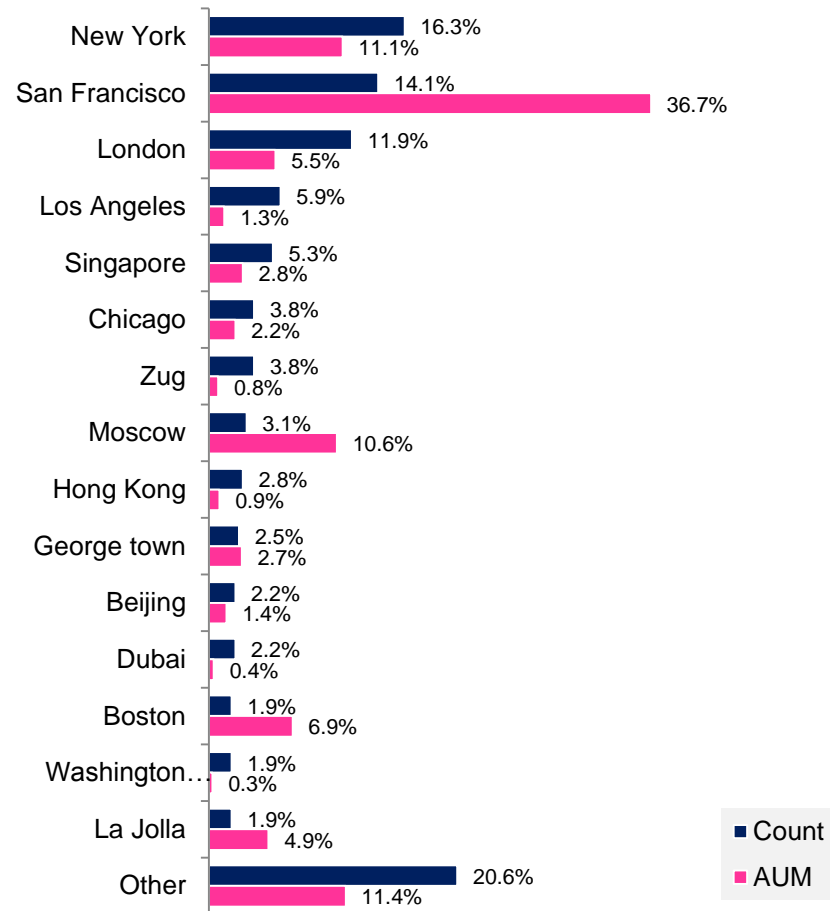
- **Liquid Venture**
- **Trading**
- **Ecosystem**

# UK and Switzerland lead on fund location in Europe

Crypto Funds Top Countries

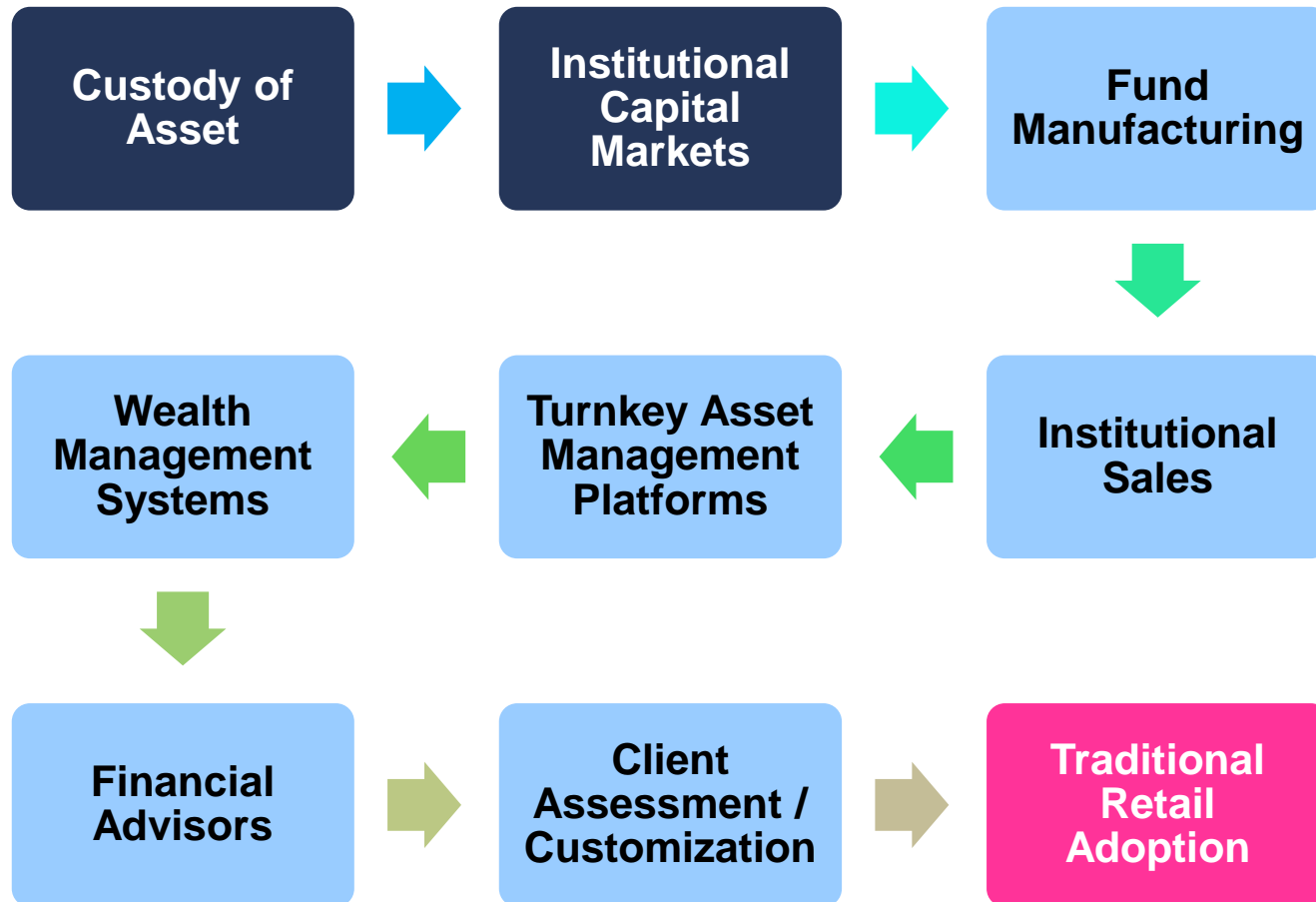


Crypto Funds Top Cities



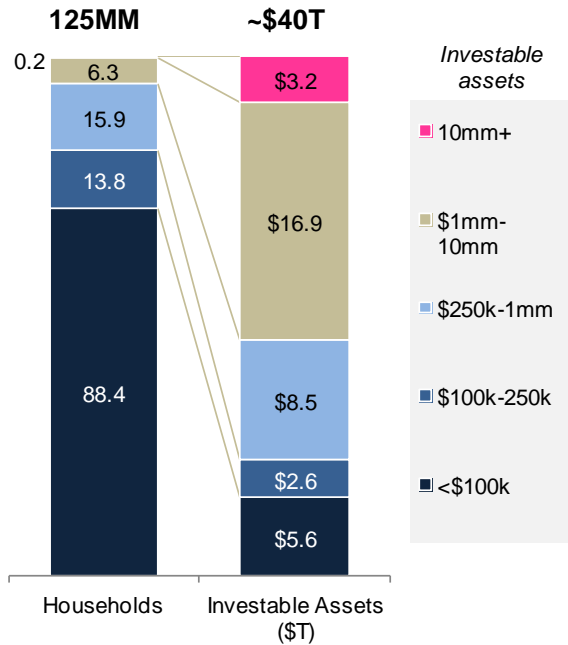
■ Count  
 ■ AUM

We are early in the traditional value chain, but late in the digital value chain

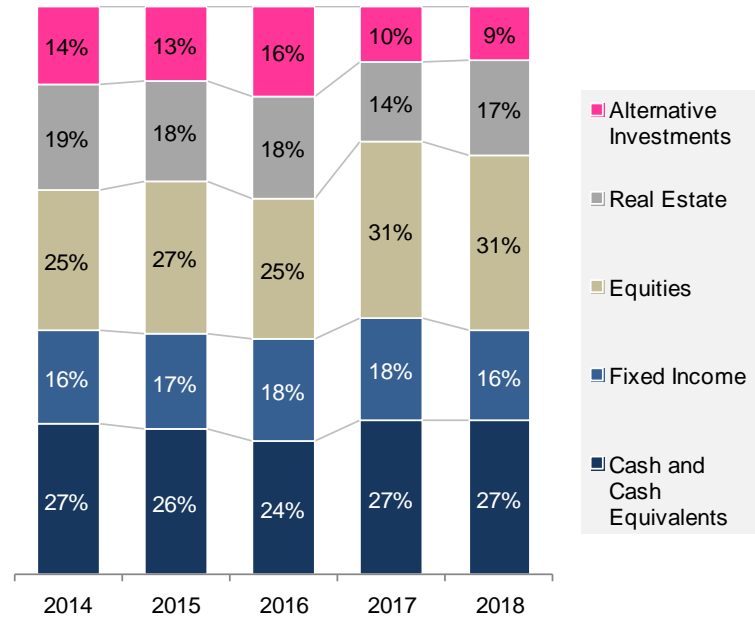


Given global asset allocations, maintaining \$500 billion in crypto value does not require much change

US Wealth Management (2016)



Allocation to Alternatives for \$1MM+ Households



- A global allocation to Alternatives of 10% is \$5-10 trillion
- 5% allocation within Alternatives to crypto is \$500 billion

\$500 billion


# Valuation Frameworks



Human Meme or Electricity? Going from 0 to 1.



# Tokenize what again?



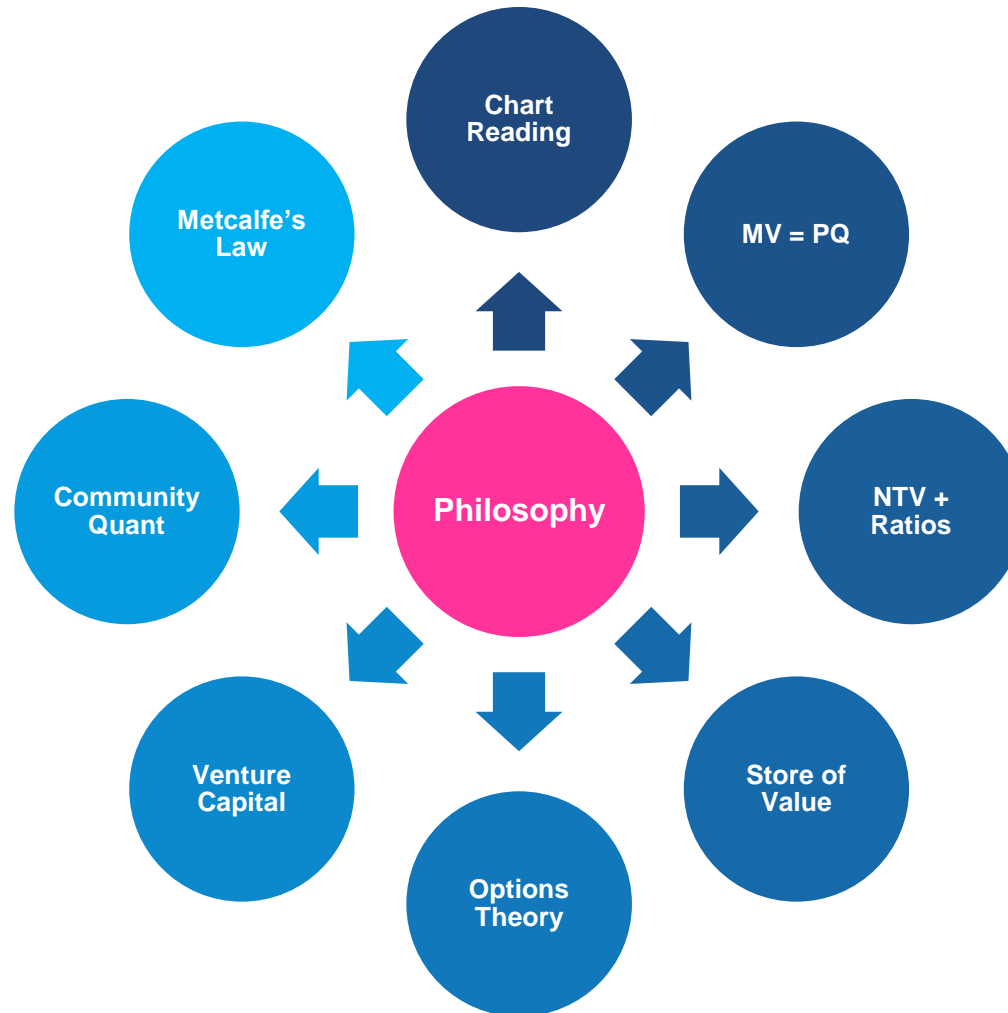
Equity?  
Casual  
Food

Food?









Tables?

Coupons?

# Valuation approaches (i.e., nothing works)



# A guide to not making ridiculous claims, by understanding what a particular growth multiple implies in terms of size

Growth Multiple	Description
	<p><b>1x</b> Rough size of today's crypto markets is \$300 billion</p>
	<p><b>5x</b> US paper currency in circulation is \$1.6 trillion</p>
	<p><b>20x</b> Total tech marketcaps on the Nasdaq in the DotCom bubble reached \$3.2 trillion, out of \$6.7 trillion total</p>
	<p><b>25x</b> All gold ever mined at today's prices is valued at \$7.6 trillion</p>
	<p><b>33x</b> Global foreign exchange reserves stand at \$10 trillion</p>
	<p><b>270x</b> All equities of all public companies are worth \$80 trillion</p>
	<p><b>1,700x</b> All asset classes including alternatives and real estate come to \$500 trillion, equal to the net present value of global GDP</p>
	<p><b>17,000x</b> The statistical value of all human life on the planet, based on per country estimates, is \$5 quadrillion</p>