



**CREATING
YOUR**

*Social Media
Strategy*

MARKETING
SOLVED

Terms & Conditions



COPYRIGHT © 2017 BY MARKETING SOLVED. ALL RIGHTS RESERVED.

YOU ARE WELCOME TO USE THIS PRODUCT FOR PERSONAL USE. OTHER THAN THAT, NO PART OF THIS PUBLICATION MAY BE REPRODUCED, STORED, OR TRANSMITTED IN ANY FORM OR BY ANY MEANS, ELECTRONIC, MECHANICAL, PHOTOCOPYING, RECORDING, SCANNING, OR OTHERWISE, EXCEPT AS PERMITTED UNDER SECTION 107 OR 108 OF THE 1976 UNITED STATES COPYRIGHT ACT, WITHOUT THE PRIOR WRITTEN PERMISSION OF THE AUTHOR. REQUESTS TO THE AUTHOR AND PUBLISHER FOR PERMISSION SHOULD BE ADDRESSED TO KATHERINE@MARKETINGSOLVED.COM.

BUSINESS *Summary*



Name of Business:

URL:

Description:

Products or Services Offered:

Mission Statement:

SOCIAL Profiles



Facebook URL:

Pinterest URL:

Twitter URL:

Instagram URL:

Google + URL:

Periscope URL:

LinkedIn URL:

YouTube URL:

Snapchat URL:

GROW YOUR *Following*



Daily Plan

Provide Valuable Content Relevant to Ideal Fans

Follow Influencers & Connectors

Like, Comment, Share on Influencers Facebook Pages

Like, Comments, Share, Retweet, Reply, & Pin Others Content

Leave Thoughtful Comments on Blog Posts

Bonus Strategies

Consistently provide and post content relevant to industry

Add Facebook Like Box to Website

Add Social Media Icons to Website

Link Facebook Page to Personal Profile

Invite & Share with Friends and Family

Offer incentives for future clients - Discount, Free Trial, Referrals

Use Social Ads

Add Social Links in Email Signature

Add Calls to Action in Email Newsletters to Follow on Social

SHARE *Everywhere*

- Post Blog Posts on All Platforms: Pinterest, Facebook, Twitter, Google+, IG, LinkedIn
- Post **at least one post a day**, (Ideally twice) on at least one platform
- Post at least once a week on each platform: Choose Your Media (Video, Article, Text, Image)
- Create schedule to cross promote between social networks
- Email Your Subscribers



Blog Post



MARKETING Strategy



Online Marketing Goals -

(These are your primary business goals. Be specific but keep it to 1-2 goals to make sure you remained focus)

Example:

1. Grow social media fans to 3,000
2. Get 300 new email subscribers

Goals:

1. _____
2. _____

Content Goals -

(What do you want fans and visitors to learn or get from you?)

Example:

1. Learn clean eating strategies to increase healthy living
2. Live healthier
3. Shift to a positive mindset to fulfill their dreams

Benefits - Our content helps our ideal client (how):

1. _____
2. _____
3. _____

MARKETING Strategy Tips

CONTENT STRATEGY

→ Create a variety of content.

(blog posts, custom images, training videos, etc.)

→ Post new content on your blog *at least* twice a month.

(This helps with your search results, gives you content to share on social media and email)

→ Bulk create your social media content every month.

(This way you have content to post throughout the month.

Or - Use a **Done For You Service** to Get the Content Created FOR YOU.

→ Cross promote your content to your social media

networks. Remember it's ok to share more than once!

→ Use automation tools like IFTTT to cross post between networks.

SHARED (CURATED) CONTENT

→ Share content from relevant industry influencers to share with your fans including: motivational images, helpful blog posts, images, training videos, etc..

This helps you share information your fans will want but you won't have to create it all.

RESOURCE List



CREATE A RESOURCE LIST TO PULL **CURATED** CONTENT FROM

(INCLUDE WEBSITES FROM RELEVANT INDUSTRIES THAT YOU CAN SHARE CONTENT FROM THAT PROVIDES VALUE FOR YOUR FANS)

Resource List Example:

1. Fully Raw Kristina: fullyraw.com (Mindset & Recipes)
2. Tone It Up: toneitup.com (Inspiration & Exercises)
3. Cooking Light Magazine: cookinglight.com (Cooking & Recipes)
4. Real Simple: realsimple.com (Cooking)
5. Vegetarian Times Magazine: vegetariantimes.com (Recipes)
6. Precision Nutrition: precisionnutrition.com (Healthy Living & Food Info)
7. Chalene Johnson: ChaleneJohnson.com (Motivation & Exercise)
8. Emily Skye Fitness: EmilySkyeFit.com (Exercise)
9. Against All Grain: AgainstAllGrain.com (Healthy Eating)
10. 100 Days of Real Food: 100daysofrealfood.com (Healthy Eating & Recipes)

YOUR Resources

1.

2.

3.

4.

5.

6.

7.

8.

9.

10.

ENGAGEMENT *Strategy*

How to engage fans and get them interacting, sharing, commenting, liking your content

1. Mix Up Post Media:

Blog Posts, Links to articles, Custom Graphic Images, Photos, Videos, Text Only Status, Shared Posts

2. Post Different Types of Content:

Benefits, Tips/Advice, Quotes, Industry News, Client Testimonials, Before/After Questions or FAQ's, Resources, Client Accomplishments, Events, Business Promotions.

3. Text Posts:

Post without a link. Quotes or Tips, Personal Post, Humor, Engaging, Questions, Updates, and Advice.



ENGAGEMENT *Strategy*




4. Link Updates:

Share relevant articles, industry news, new resources, or helpful videos

5. Fan Engagement:

Reply to every piece of engagement on your page. Thanks for the comment, answer questions, or add your own feedback and value.

6. Discuss & Ask Open Ended Questions

- Have you seen this?
 - Have you tried this?
 - Did you know this?
 - Reference Point in the Article: "#2 is my favorite! Which is yours?"
 - Ask for opinions: What did you think? Do you agree?
 - Fill in the blank
 - Which do you like better?
 - Love it or Hate it?
 - We need your feedback!!
- 

DAILY *Moderation*

1. Check & Monitor Posts:

- Review and delete any spam or inappropriate posts
- Review and delete any promotional or unnecessary comments.
- Respond to any comments, questions, or concerns on posts.

2. Negative Posts:

- Delete any inappropriate comments or negative posts.
- If necessary, remove negative users from your page and ban from reposting.

3. Messages:

Review and respond to messages as necessary.

4. Review Shares

Review any post shares. Like those shares and comment thanking the fan for sharing your content.

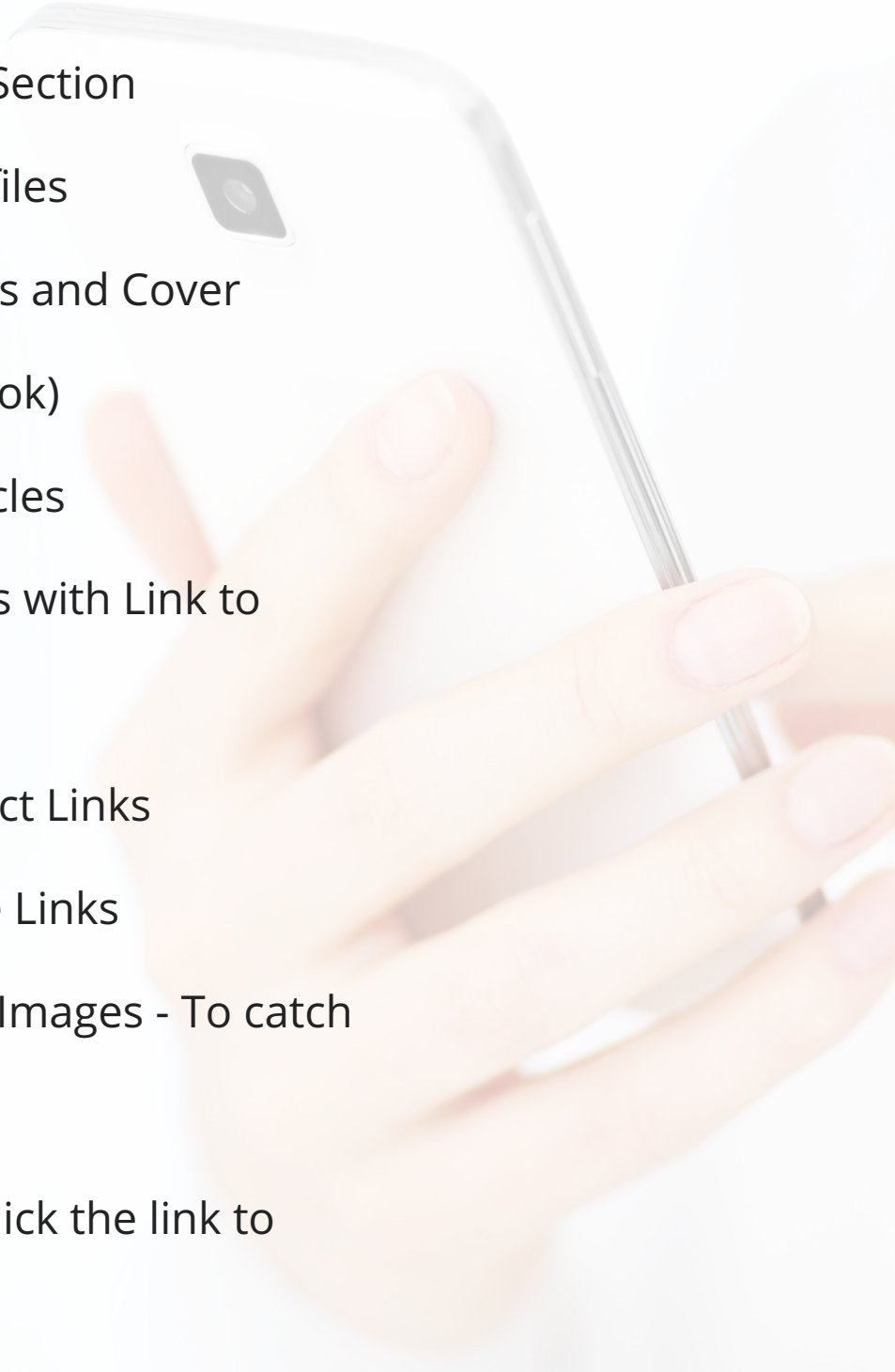


DRIVING

Traffic

.....

WHEN YOU'RE USING SOCIAL MEDIA - YOU WANT TO USE IT STRATEGICALLY.
ONE STRATEGY YOU SHOULD BE USING IS TO DRIVE TRAFFIC TO YOUR
WEBSITE.

1. Add URL to Bios
 2. Add URL to your About Section
 3. Add Contact Info to profiles
 4. Add URL to Cover Photos and Cover
Photo Description (Facebook)
 5. Share Blog Posts or Articles
 6. Share Promotional Posts with Link to
Website
 7. Share Products & Product Links
 8. Share Services & Service Links
 9. Include URL on Custom Images - To catch
the eye and get clicks
 10. Use Calls to Action - "Click the link to
learn more..." "Buy Now"
- 

E-MAIL *List building*

ANOTHER EXCELLENT STRATEGY TO USE WITH SOCIAL MEDIA, IS TO FUNNEL SOCIAL MEDIA FANS INTO AN EMAIL LIST. USE THESE LIST BUILDING STRATEGIES WITH YOUR SOCIAL MEDIA.

1. **Add a link in your bio** for people to give you an email address. (This is called an opt in page)
2. **Promote your newsletter** in your about section.
3. **Promote your newsletter in posts** 1 - 2 times a week.
4. **Offer a "Freebie"** to your audience in exchange for an email address
 - Free Workshops/Challenges
 - Checklists
 - Coupon or Discount
 - Trainings or Webinars
5. **Promote your Freebies** 1 - 2 times a week.

POSTING *Strategy*


1. Create Weekly Post Schedule:

- Motivational Monday - Custom Quote Graphic
- Tuesday - Share blog post
- Wednesday - Promote your Business
- Thursday - Question of the Day
- Friday - Funny Friday
- Saturday - Share a Freebie
- Sunday

2. Post At Least Once a Day - Reach Larger Audience with multiple posts and reach people who are online at different times.

3. Post on each social network at least twice a week.

3. Review Analytics & Insights to find the ideal posting time so you can reach as many people as possible.



NEW CLIENT *Strategy*

1. Follow the 80 / 20 Rule:

80% of the time post valuable - engaging content.

20% of the time, promote your business.

2. Provide links for fans to purchase your products or book your services.

3. Offer Your Freebies to grow your email list and market via your email list.

4. Post CONSISTENTLY - On Social media it's out of sight, out of mind. You have to be present every day in order to convert.

5. Engage with your Audience - Answer questions, thank them for commenting, let them know you value their time.

6. Use Advertising to get in front of new audiences and retarget website visitors

ADVERTISING *Strategy*

ADVERTISING STRATEGY:

1. Grow your Following
2. Advertise blog posts or Freebies
3. Send traffic to your website, blog posts, freebies, products, services.
4. Conversions - Send people to an opt in page where people can enter their email.

AD TIPS:

1. Make sure your ads target your ideal audience demographics and interests.
2. Run at least one ad per month to get exposure to a brand new audience.
3. Use "Audience Insights" Tool in Ads Manager to find pages to target
4. Use retargeting to advertise to audiences that have already visited your website.
5. Test Ad Copy & Images to see what works best & increase budget gradually

PUT IT *Together*



Your Marketing Goals:

Goal 1 -

Goal 2 -

Your Content Goals:

Benefit 1 -

Benefit 2 -

Benefit 3 -

Your Resource List:

1. (Name, URL, Topic)
2. (Name, URL, Topic)
3. (Name, URL, Topic)
4. (Name, URL, Topic)
5. (Name, URL, Topic)
6. (Name, URL, Topic)
7. (Name, URL, Topic)
8. (Name, URL, Topic)
9. (Name, URL, Topic)
10. (Name, URL, Topic)

PUT IT *Together*



STRATEGY IMPLEMENTED: *What A Day Could Look Like*

GOAL: USE SOCIAL TO ENGAGE, SEND TRAFFIC TO OPT IN & GET SUBSCRIBERS

- Publish Blog Post About Your Expertise:

"Highlight Your Benefits" (Get Clients)

- Check & Moderate Social Channels:

Comments, Tweets, & Spam

- Morning: Post Article on Social -

"Include Website Link" (Driving Traffic)

- Middle of the Day: Post Engaging Content -

"Open Ended Question" (Build Community)

- Early Evening: Promote Your Freebie -

"Free Resource" (Get Subscribers)

- Evening - Post Curated Content From Resource List

(Value & Engagement)

Run Ad - Promoting Freebie (Provide Value, Grow Community & Listbuilding)

DAILY *Social Strategy*



Facebook , Instagram, & Google Plus

1. Post on your business page once a day including articles, tips, how-to's, video tutorials, and relevant curated content
2. Interact as your page. Leave 3 thoughtful comments on influencers pages.
3. Join relevant groups and communities and each day, interact in at least 1 group offering expertise and value. Where allowed, promote your business or share your content.
4. Like and Share Influencers content

Twitter

1. Tweet at least once a day: Quotes, Articles, Helpful Tips.
2. Use lists to segment people to follow: Influencers, Fellow Industry Professionals, Ideal Clients.
3. Search keywords to find content related to your business and engage with users.
4. Engage with others tweet. Like, Retweet and Reply. Especially users who interact with you.

LinkedIn

1. Update status once per day
2. Accept relevant invitations
3. Provide 1 recommendation where appropriate

Pinterest

1. Pin at least 5 new Pins every day. Repin 5 relevant pins
2. Repin three others pins that followers would find interesting
3. Find five new people within industry, field or niche to follow



Congratulations

You are now ready to move forward with a social media strategy that is going to help you grow your business.

Once you complete this workbook - be sure to go back to your accounts and create your plan to move forward.