

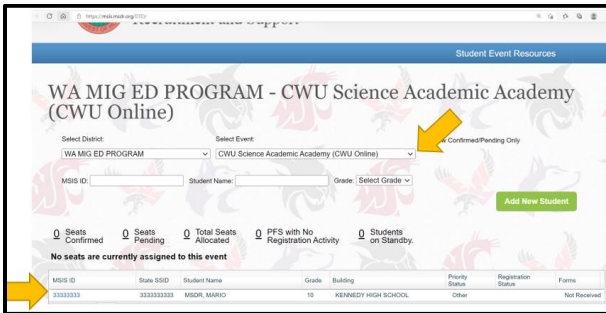
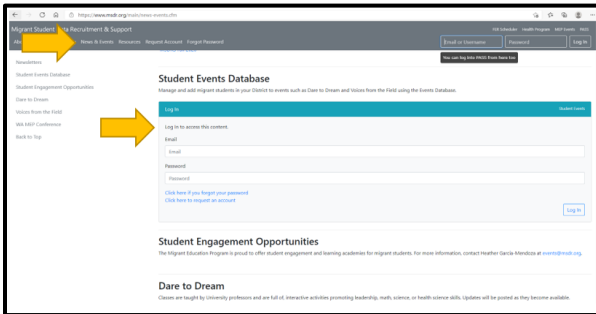


2021

Dare to Dream Virtual Academies Frequently Asked Registration Questions

How do I complete the registration process?

STEP 1: Visit www.msdr.org, login and submit the online registration through the *STUDENT EVENT DATABASE* at www.msdr.org.



STEP 2: Collect the completed and signed *Online Student Registration Packet* from the student or parent/guardian, and submit to MSDRS via fax, mail, text, or email.

EMAIL.....Events@msdr.org
 TEXT(509) 439-2300
 FAX(509) 839-9017
 MAIL TO: MSDRS-Student Support Services
 Attention: Dare to Dream Academies
 810-B East Custer Avenue
 Sunnyside, WA 98944



2021

Dare to Dream Virtual Academies Frequently Asked Registration Questions

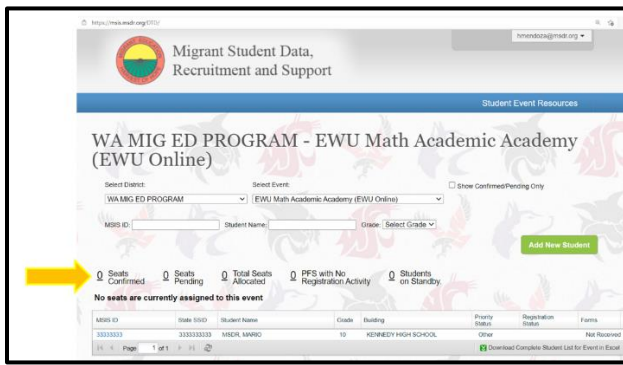
I see my district in the *Student Event Database*...

Why don't we have any allocations?

Why are all our students being added to *Standby*?

Because the 2021 academies will be held virtually, districts are not limited to which academy students may participate in. The university and number of students remains open for districts to offer the opportunity to eligible students. MSDRS will be monitoring registration closely, and together with OSPI we will work to make some equitable determinations should the number of students registered exceed the number of space for the academy.

NOTE: The number of *PFS with no registration activity* is not an allocation number.



Must a student have a personal email to participate in an academy?

No, a personal email is NOT required. Continue reading for other options.

Lessons learned from last year, was that some students experienced challenges receiving emails with important academy account and login information from the academy partners and automated emails generated from the online learning management systems such as Canvas.

Some emails were not delivered due to school district firewalls and/or students not having access to their school email accounts during summer.

The district staff are asked to work with the local IT Department to:

Option #1: Assist the student with set-up of a personal email and forward to MSDRS, or

Option #2: Ensure the student's school email account can receive automated emails from online learning platforms such as (Canvas), from University and/or Association of Washington School Principals AND ensure the student will retain access to the student's school account through the summer.



2021

Dare to Dream Virtual Academies Frequently Asked Registration Questions

What if a student doesn't have one or more of the required items listed on the technology checklist?

The screenshot shows a 'Technology Checklist' form with a yellow arrow pointing to the first question. The questions are:

1. Does the student have a laptop or computer accessible through summer either personal or with district support?
Yes No
2. Does the student device have a functional webcam?
Yes No
3. Does the student device have a functional microphone?
Yes No
4. Does the student have Canvas (online learning platform application) installed on the laptop or computer?
Yes No
5. Does the student have Zoom (online video meeting platform application) installed on the laptop or computer?
Yes No
6. Does the student have Nearpod (online learning platform application) installed on the laptop or computer?
Yes No
7. Does the student have Google Classroom Suite Products installed on the laptop or computer?
Yes No
8. Does the student have internet access or hot spot devices either through personal private connection or with district support?
Yes No
9. Does the student have an email address accessible for course communication through summer?
Yes No

At the bottom of the form, there are two input fields: 'Student School Email:' and 'Student Personal Email:'.

The technology checklist includes essential technology needed by the student to fully participate, interact and upload academy coursework.

By adding student(s) to the *Student Event Database* as a standby student, the district is indicating the intention to register the student for the select academy, should space be available. District staff are asked to ensure the student(s) have the needed technology through their own means or with support from the district.

Laptop, Computer, Webcam, and Microphone Special Note: Attempting to take this course through a smart phone may have technology limitations. It is better to have access to a laptop or computer and other essential technology equipment that supports video conferencing and online interaction. In no way should a personal private connection or need for technology be a financial burden to the family. Please contact OSPI's Migrant Education Program Griselda.Guevara-Cruz@k12.wa.us if there is a need to support internet access or technology equipment needs.

Canvas, Nearpod, Google Classroom Suite, and Zoom Special Note: The district does not have to purchase a Canvas, Zoom, Nearpod, or Google subscription. The Canvas and Nearpod learning management system platforms will either be offered by AWSP or the partner university.

Please check with your IT department to assist you with downloading the applications onto the student's device, ensure the student can receive emails that may be generated from automated email systems associated with the applications, and that the school district firewall does not block student access to the websites belonging to the applications/learning management tools.